

Campaign Contribution Disclosure Report

Georgia Government Transparency and Campaign Finance Commission

200 Piedmont Avenue S.E. | Suite 1402 West Tower | Atlanta, GA 30334 | 404-463-1980 | www.ethics.ga.gov

1. Report Type (Select One) <input checked="" type="checkbox"/> Original <input type="checkbox"/> Amendment Amendment # _____	2. Filing is being made on behalf of (Select One): Candidate or Public Official Office Held or Sought <u>Gwinnett County State Court Judge</u> <small>(Include county, municipality, district, post or judicial circuit)</small> Filer ID <u>C2011000867</u> <small>(Filer ID that begins with the letter "C")</small> Organization or Person Other than Candidate's Campaign Committee Committee Name: _____ Filer ID: _____ <small>(Filer ID that begins with the letter "NC")</small>	Use Earlier of Post Mark or Hand Delivered Date MAR 11 2014 WINNETT COUNTY ELECTIONS OFFICE
--	--	---

3. Identifying and Contact Information

(1) Carla Elise Brown (2) March 2014
Full Name of Candidate or Other Than Candidate Campaign Committee Today's Date

(3) 2625 Jones Phillip Road Dacula Ga. 30019
Mailing Address City State Zip Code

(4) (770) 822-8502 and/ or carla@bigskyfarm.com
Primary Contact Phone Number E-Mail

(5) If a Candidate or Public Official is there a campaign committee (one or more persons) to make campaign transactions, keep financial records of the campaign or file the reports? ☒ Yes ☐ No

(6) If yes, is the committee registered with the Commission? ☐ Yes ☒ No

(7) If yes, complete the following: Gerald Davidson, Jr. Bartow Morgan
Name of Committee Chairperson Name of Committee Treasurer

4. Period for which you are Reporting

You Must Check Only One Box

My Non Election Year	My Election Year	Run-Offs (Report required only if you are in a Run-Off Election)	Special Election
<input checked="" type="checkbox"/> January 31, <u>2014</u> (year) <input type="checkbox"/> June 30, _____ (year)	<input type="checkbox"/> January 31, _____ (year) <input type="checkbox"/> March 31, _____ (year) <input type="checkbox"/> June 30, _____ (year) <input type="checkbox"/> September 30, _____ (year) <input type="checkbox"/> October 25, _____ (year) <input type="checkbox"/> Dec. 31, _____ (year)	<input type="checkbox"/> 6 days before Primary Run-Off _____ (year) <input type="checkbox"/> 6 days before General Run-Off _____ (year) <input type="checkbox"/> 6 days before Special Primary Run-Off _____ (year) <input type="checkbox"/> 6 days before Special Run-Off _____ (year)	<input type="checkbox"/> 15 days before Special Primary, _____ (year) <input type="checkbox"/> 15 days before Special, _____ (year) <input type="checkbox"/> Dec. 31, _____ (year)
Supplemental Reporting <input type="checkbox"/> June 30, _____ (year) <input type="checkbox"/> December 31, _____ (year) <small>*Persons leaving office with excess funds until such funds are expended as provided in the Act *Unsuccessful candidates with excess funds, or who receive contributions to retire debt incurred, until such funds are expended, or such unpaid debts are satisfied (December 31 filing only)</small>			

State of Georgia


County of Gwinnett

I, Carla Elise Brown, being duly sworn (affirm), deposit and save the information in this report form is complete, true, and correct. Further, I affirm that the contents in this report are the same as the electronic filing submitted, if also electronically filed.

Sworn to and subscribed before me on 3/5, 2014

Sharon Lawson
 Signature of Notary Public

May 16, 2014
 Commission Expiration



Carla Elise Brown
 Signature of Candidate
 Organization/Chairperson/Treasurer

CFC-CCDR 1/14

RECEIVED

MAR 11 2014

GWINNETT COUNTY
ELECTIONS OFFICE

State of Georgia
Campaign Contribution Disclosure Report
Summary Report

CONTRIBUTIONS RECEIVED

1	<input checked="" type="checkbox"/> I have no contributions to report. <input type="checkbox"/> I have the following contributions, including Common Source, to report:	In-Kind Estimated Value	Cash Amount
2	A. If this is the first time to file a disclosure report for the current office sought, ENTER 0 in both columns (one time only); or B. If this is the first report of this Election Cycle*, ENTER 0 in the in-kind column and list any net balance on hand brought forward from the previous election cycle in the cash amount column (Line 15 of previous report, or total funds left over at year end of previous cycle); or C. If this filing is the second or subsequent filing of this Election Cycle, list totals from Line 6 of previous report in both the in-kind and cash amount columns.	0	10,605.64
3	Total amount of all itemized contributions received in this reporting period which is listed on the "Itemized Contributions" page.	0	0
3a	All loans received this reporting period.	0	0
3b	Interest earned on campaign account this reporting period.	0	0
3c	Total amount of investments sold this reporting period.	0	0
3d	Total amount of cash dividends and interest paid out this reporting period.	0	0
4	Total amount of all separate contributions of \$100 or less received in this reporting period and not listed on the "Itemized Contributions" page. "Common Source" contributions must be aggregated on the "Itemized Contributions" page.	0	0
5	Total contributions reported this period. (Line 3 + 3a + 3b + 3c + 3d + 4)	0	0
6	Total contributions to date. Total to be carried forward to next report of this election cycle*. (Line 2 + 5)	0	10,605.24

EXPENDITURES MADE

7	<input checked="" type="checkbox"/> I have no expenditures to report. <input type="checkbox"/> I have the following expenditures to report:		
8	Total expenditures made and reported prior to this reporting period. If this is the A. First report of this Election Cycle*, ENTER 0. B. Second or subsequent filing ENTER Line 12 of previous report.	0	
9	Total amount of all itemized expenditures made in this reporting period which are listed on the "Itemized Expenditures" page.	0	
10	Total amount of all separate expenditures of \$100.00 or less that were made in this reporting period and not listed on the "Itemized Expenditures" page	0	
11	Total expenditures reported this period. (Line 9 + 10)	0	
12	Total expenditures to date. Total to be carried forward to next report of this election cycle*. (Line 8 + 11)	0	

INVESTMENTS

13	Total value of investments held at the beginning of this reporting period.	0	
14	Total value of investments held at the end of this reporting period.	0	

TOTAL NET BALANCE ON HAND

15	Net balance on hand. (Line 6 - 12 + 14)		10,605.24
----	--	--	-----------

* O.C.G.A. 21-5-3(10): Election cycle means the period from the day following the date of an election or appointment of a person to elective public office through and of the next such election of a person to the same public office and shall be construed and applied separately for each elective office including the date.

CFC-CCDR 1/14

RECEIVED

MAR 11 2014

GWINNETT COUNTY
ELECTIONS

State of Georgia Campaign Contribution Disclosure Report Outstanding Indebtness		
Election Cycle*: Primary		Election Year: 2012
		Amount
1	Outstanding indebtedness at the beginning of this reporting period.	0
2	Loans received this reporting period.	0
3	Deferred payment of expenses this reporting period	0
4	Payments made on loans this reporting period.	0
5	Credits received on loans this reporting period	0
6	Payments this reporting period on previously deferred expenses.	0
7	Total indebtedness at the close of this reporting period. (Line 1 + 2 + 3 - 4 - 5 - 6)	0
Election Cycle*: _____		Election Year: _____
		Amount
1	Outstanding indebtedness at the beginning of this reporting period.	
2	Loans received this reporting period.	
3	Deferred payment of expenses this reporting period	
4	Payments made on loans this reporting period.	
5	Credits received on loans this reporting period	
6	Payments this reporting period on previously deferred expenses.	
7	Total indebtedness at the close of this reporting period. (Line 1 + 2 + 3 - 4 - 5 - 6)	
Election Cycle*: _____		Election Year: _____
		Amount
1	Outstanding indebtedness at the beginning of this reporting period.	
2	Loans received this reporting period.	
3	Deferred payment of expenses this reporting period	
4	Payments made on loans this reporting period.	
5	Credits received on loans this reporting period	
6	Payments this reporting period on previously deferred expenses.	
7	Total indebtedness at the close of this reporting period. (Line 1 + 2 + 3 - 4 - 5 - 6)	

* Election Cycle (Primary, General, Special, Special Primary, Run-Off Primary, Run-Off General, Run-Off Special, Run-Off Special Primary)
Public Officer/Candidate/Other Than Candidate Committee Name

CFC-CCDR 1/14

State of Georgia
Campaign Contribution Disclosure Report
Itemized Contributions

Must list contributions received by a single contributor for which the aggregate total more than \$100.00.

Note: Loans are no longer reported in "Itemized Contributions" section. See Loan Reporting section below.



Full Name of Contributor Mailing Address (Affiliation of Committee if any)	Contributor		Election Cycle**	Cash Amount	In-Kind Contributions
	Received Date Contribution Type*	Occupation & Employer			Estimated Value
					Description
First Name	Date	Occupation	<input type="checkbox"/> Primary <input type="checkbox"/> General <input type="checkbox"/> Special <input type="checkbox"/> Special Primary <input type="checkbox"/> Run-Off Primary <input type="checkbox"/> Run-Off General <input type="checkbox"/> Run-Off Special <input type="checkbox"/> Run-Off Special Primary	Cash Amt.	Est. Value
Last Name	<input type="checkbox"/> Monetary <input type="checkbox"/> In-Kind <input type="checkbox"/> Common Source <input type="checkbox"/> Credit Received on Loan	Employer			Description
Address					
Address2					
City					
State				Zip	
Aff. Comm.					
First Name	Date	Occupation	<input type="checkbox"/> Primary <input type="checkbox"/> General <input type="checkbox"/> Special <input type="checkbox"/> Special Primary <input type="checkbox"/> Run-Off Primary <input type="checkbox"/> Run-Off General <input type="checkbox"/> Run-Off Special <input type="checkbox"/> Run-Off Special Primary	Cash Amt.	Est. Value
Last Name	<input type="checkbox"/> Monetary <input type="checkbox"/> In-Kind <input type="checkbox"/> Common Source <input type="checkbox"/> Credit Received on Loan	Employer			Description
Address					
Address2					
City					
State				Zip	
Aff. Comm.					
First Name	Date	Occupation	<input type="checkbox"/> Primary <input type="checkbox"/> General <input type="checkbox"/> Special <input type="checkbox"/> Special Primary <input type="checkbox"/> Run-Off Primary <input type="checkbox"/> Run-Off General <input type="checkbox"/> Run-Off Special <input type="checkbox"/> Run-Off Special Primary	Cash Amt.	Est. Value
Last Name	<input type="checkbox"/> Monetary <input type="checkbox"/> In-Kind <input type="checkbox"/> Common Source <input type="checkbox"/> Credit Received on Loan	Employer			Description
Address					
Address2					
City					
State				Zip	
Aff. Comm.					

Itemized Contributions Page Total \$ 0 \$ 0

Public Officer/Candidate/Other Than Candidate Committee Name

Carla Elise Brown

Page 4 of 10

CFC-CCDR 1/14

First Name		Date	Occupation	Cash Amt.	Est. Value
Last Name			<input type="checkbox"/> Primary <input type="checkbox"/> General <input type="checkbox"/> Special <input type="checkbox"/> Special Primary <input type="checkbox"/> Run-Off Primary <input type="checkbox"/> Run-Off General <input type="checkbox"/> Run-Off Special <input type="checkbox"/> Run-Off Special Primary		
Address					
Address2		<input type="checkbox"/> Monetary	Employer		Description
City		<input type="checkbox"/> In-Kind			
State	Zip	<input type="checkbox"/> Common Source			
Aff. Comm.		<input type="checkbox"/> Credit Received on Loan			
First Name		Date	Occupation	Cash Amt.	Est. Value
Last Name			<input type="checkbox"/> Primary <input type="checkbox"/> General <input type="checkbox"/> Special <input type="checkbox"/> Special Primary <input type="checkbox"/> Run-Off Primary <input type="checkbox"/> Run-Off General <input type="checkbox"/> Run-Off Special <input type="checkbox"/> Run-Off Special Primary		
Address					
Address2		<input type="checkbox"/> Monetary	Employer		Description
City		<input type="checkbox"/> In-Kind			
State	Zip	<input type="checkbox"/> Common Source			
Aff. Comm.		<input type="checkbox"/> Credit Received on Loan			
First Name		Date	Occupation	Cash Amt.	Est. Value
Last Name			<input type="checkbox"/> Primary <input type="checkbox"/> General <input type="checkbox"/> Special <input type="checkbox"/> Special Primary <input type="checkbox"/> Run-Off Primary <input type="checkbox"/> Run-Off General <input type="checkbox"/> Run-Off Special <input type="checkbox"/> Run-Off Special Primary		
Address					
Address2		<input type="checkbox"/> Monetary	Employer		Description
City		<input type="checkbox"/> In-Kind			
State	Zip	<input type="checkbox"/> Common Source			
Aff. Comm.		<input type="checkbox"/> Credit Received on Loan			
First Name		Date	Occupation	Cash Amt.	Est. Value
Last Name			<input type="checkbox"/> Primary <input type="checkbox"/> General <input type="checkbox"/> Special <input type="checkbox"/> Special Primary <input type="checkbox"/> Run-Off Primary <input type="checkbox"/> Run-Off General <input type="checkbox"/> Run-Off Special <input type="checkbox"/> Run-Off Special Primary		
Address					
Address2		<input type="checkbox"/> Monetary	Employer		Description
City		<input type="checkbox"/> In-Kind			
State	Zip	<input type="checkbox"/> Common Source			
Aff. Comm.		<input type="checkbox"/> Credit Received on Loan			
First Name		Date	Occupation	Cash Amt.	Est. Value
Last Name			<input type="checkbox"/> Primary <input type="checkbox"/> General <input type="checkbox"/> Special <input type="checkbox"/> Special Primary <input type="checkbox"/> Run-Off Primary <input type="checkbox"/> Run-Off General <input type="checkbox"/> Run-Off Special <input type="checkbox"/> Run-Off Special Primary		
Address					
Address2		<input type="checkbox"/> Monetary	Employer		Description
City		<input type="checkbox"/> In-Kind			
State	Zip	<input type="checkbox"/> Common Source			
Aff. Comm.		<input type="checkbox"/> Credit Received on Loan			
Itemized Contributions Page Total \$ 0 \$ 0					

* Contribution Type (Monetary, In-Kind, Common Source, Credit Received on Loan)

** Election Cycle (Primary, General, Special, Special Primary, Run-Off Primary, Run-Off General, Run-Off Special, Run-Off Special Primary)

*** If any such person(s) shall have a fiduciary relationship to the lending institution or party making the advance or extension of credit

Public Officer/Candidate/Other Than Candidate Committee Name

Carla Elise Brown

Page 5 of 10



RECEIVED

MAR 11 2014

CFC-CCDR 1/14

Loan Reporting

Name of Lender & Mailing Address	1.Date of Loan 2.Amount of Loan 3.Election Cycle**	Person(s) responsible for repayment of loan & Mailing Address	1.Occupation & 2.Place of Employment 3.Fiduciary Relationship***
Lender Name (First Name, Business, Inst.)	1.	First Name	1.
Lender Last Name	2.	Last Name	2.
Address	3. <input type="checkbox"/> Primary <input type="checkbox"/> General <input type="checkbox"/> Special <input type="checkbox"/> Special Primary <input type="checkbox"/> Run-Off Primary <input type="checkbox"/> Run-Off General <input type="checkbox"/> Run-Off Special <input type="checkbox"/> Run-Off Special Primary	Address	3. <input type="checkbox"/> Public Officer <input type="checkbox"/> Candidate <input type="checkbox"/> Other Than Candidate Committee Name
Address2		Address2	
City		City	
State Zip		State Zip	
Lender Name (First Name, Business, Inst.)	1.	First Name	1.
Lender Last Name	2.	Last Name	2.
Address	3. <input type="checkbox"/> Primary <input type="checkbox"/> General <input type="checkbox"/> Special <input type="checkbox"/> Special Primary <input type="checkbox"/> Run-Off Primary <input type="checkbox"/> Run-Off General <input type="checkbox"/> Run-Off Special <input type="checkbox"/> Run-Off Special Primary	Address	3. <input type="checkbox"/> Public Officer <input type="checkbox"/> Candidate <input type="checkbox"/> Other Than Candidate Committee Name
Address2		Address2	
City		City	
State Zip		State Zip	
Reference: OCGA § 21-5-34(b)(1)		Loan Page Total \$ 0	

* Contribution Type (Monetary, In-Kind, Common Source, Credit Received on Loan)

** Election Cycle (Primary, General, Special, Special Primary, Run-Off Primary, Run-Off General, Run-Off Special, Run-Off Special Primary)

*** If any such person(s) shall have a fiduciary relationship to the lending institution or party making the advance or extension of credit

CFC-CCDRI/14

State of Georgia
Campaign Contribution Disclosure Report
Itemized Expenditures

Must list expenditures made to a single recipient for which the aggregate total more than \$100.00.



List Name and Mailing Address of Recipient		Exp. Date Exp. Type*	Occupation & Employer	Expenditure Purpose	Amount Paid
First Name		Date	Occupation		
Last Name		<input type="checkbox"/> Expenditure <input type="checkbox"/> In-Kind <input type="checkbox"/> Loan Repayment <input type="checkbox"/> Refund <input type="checkbox"/> Reimbursement <input type="checkbox"/> Credit Card <input type="checkbox"/> 3rd Party <input type="checkbox"/> Deferred Payment <input type="checkbox"/> Payment on Deferred Expense <input type="checkbox"/> Investment	Employer		
Address					
Address2					
City					
State	Zip				
First Name		Date	Occupation		
Last Name		<input type="checkbox"/> Expenditure <input type="checkbox"/> In-Kind <input type="checkbox"/> Loan Repayment <input type="checkbox"/> Refund <input type="checkbox"/> Reimbursement <input type="checkbox"/> Credit Card <input type="checkbox"/> 3rd Party <input type="checkbox"/> Deferred Payment <input type="checkbox"/> Payment on Deferred Expense <input type="checkbox"/> Investment	Employer		
Address					
Address2					
City					
State	Zip				
First Name		Date	Occupation		
Last Name		<input type="checkbox"/> Expenditure <input type="checkbox"/> In-Kind <input type="checkbox"/> Loan Repayment <input type="checkbox"/> Refund <input type="checkbox"/> Reimbursement <input type="checkbox"/> Credit Card <input type="checkbox"/> 3rd Party <input type="checkbox"/> Deferred Payment <input type="checkbox"/> Payment on Deferred Expense <input type="checkbox"/> Investment	Employer		
Address					
Address2					
City					
State	Zip				

Page Total \$ **0**

* Expenditure Type (Expenditure, In-Kind, Loan Repayment, Refund, Reimbursement, Credit Card, 3rd Party, Deferred Payment on Deferred Expense, Investment)

Public Officer/Candidate/Other Than Candidate Committee Name

Public Officer/Candidate/Other Than Candidate Committee Name

Carla Elise Brown

Page **7** of **10**

RECEIVED

MAR 11 2014

GWINNETT COUNTY
ELECTIONS OFFICE

CFC-CCDR 1/14

List Name and Mailing Address of Recipient		Exp. Date Exp. Type*	Occupation & Employer	Expenditure Purpose	Amount Paid
First Name		Date	Occupation		
Last Name		<input type="checkbox"/> Expenditure <input type="checkbox"/> In-Kind <input type="checkbox"/> Loan Repayment <input type="checkbox"/> Refund <input type="checkbox"/> Reimbursement <input type="checkbox"/> Credit Card <input type="checkbox"/> 3rd Party <input type="checkbox"/> Deferred Payment <input type="checkbox"/> Payment on Deferred Expense <input type="checkbox"/> Investment	Employer		
Address					
Address2					
City					
State	Zip				
First Name		Date	Occupation		
Last Name		<input type="checkbox"/> Expenditure <input type="checkbox"/> In-Kind <input type="checkbox"/> Loan Repayment <input type="checkbox"/> Refund <input type="checkbox"/> Reimbursement <input type="checkbox"/> Credit Card <input type="checkbox"/> 3rd Party <input type="checkbox"/> Deferred Payment <input type="checkbox"/> Payment on Deferred Expense <input type="checkbox"/> Investment	Employer		
Address					
Address2					
City					
State	Zip				
First Name		Date	Occupation		
Last Name		<input type="checkbox"/> Expenditure <input type="checkbox"/> In-Kind <input type="checkbox"/> Loan Repayment <input type="checkbox"/> Refund <input type="checkbox"/> Reimbursement <input type="checkbox"/> Credit Card <input type="checkbox"/> 3rd Party <input type="checkbox"/> Deferred Payment <input type="checkbox"/> Payment on Deferred Expense <input type="checkbox"/> Investment	Employer		
Address					
Address2					
City					
State	Zip				
First Name		Date	Occupation		
Last Name		<input type="checkbox"/> Expenditure <input type="checkbox"/> In-Kind <input type="checkbox"/> Loan Repayment <input type="checkbox"/> Refund <input type="checkbox"/> Reimbursement <input type="checkbox"/> Credit Card <input type="checkbox"/> 3rd Party <input type="checkbox"/> Deferred Payment <input type="checkbox"/> Payment on Deferred Expense <input type="checkbox"/> Investment	Employer		
Address					
Address2					
City					
State	Zip				

* Expenditure Type (Expenditure, In-Kind, Loan Repayment, Refund, Reimbursement, Credit Card, 3rd Party, Deferred Payment on Deferred Expense, Investment) Public Officer/Candidate/Other Than Candidate Committee Name Page Total \$ 0

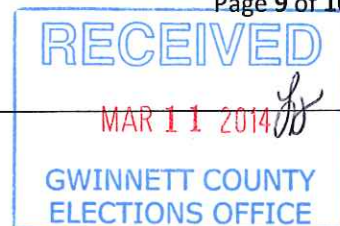
Public Officer/Candidate/Other Than Candidate Committee Name

Carla Elise Brown

Page

8 of 10

CFC-CCDR 1/14



State of Georgia
Campaign Contribution Disclosure Report
Investments Statement

1. Investment Name	Account #
Institution/Person Holding Account _____ Mailing Address _____ Address2 _____ City _____ State _____ Zip _____	Value at beginning of reporting period \$
	Value at end of reporting period \$
	Difference in value \$
	Interest Paid Out \$
	Cash Dividends \$

Investment Transactions

Date	Person(s) Involved in Transaction	Value of investment purchased	Value of investment sold	Profit	Loss

2. Investment Name	Account #
Institution/Person Holding Account _____ Mailing Address _____ Address2 _____ City _____ State _____ Zip _____	Value at beginning of reporting period \$
	Value at end of reporting period \$
	Difference in value \$
	Interest Paid Out \$
	Cash Dividends \$

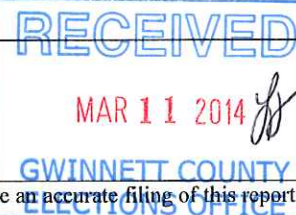
Investment Transactions

Date	Person(s) Involved in Transaction	Value of investment purchased	Value of investment sold	Profit	Loss

<u>Total value of investments at beginning of reporting period \$</u> <u>Total value of investments at end of reporting period \$</u> <u>Total difference in value \$</u>	Page Total Cash Dividends: \$ _____ Page Total Interest Paid Out: \$ _____ Page Total Profit: \$ _____ Page Total Loss: \$ _____
---	---

CFC-CCDR 1/14

State of Georgia
Campaign Contribution Disclosure Report
Addendum Statement



The Addendum Statement should be used for explanation of any additional information needed to complete an accurate filing of this report.
Information that is to be reported in the body of the report **should not** be listed on Addendum Statement.