

CFC-CCDR 1/14

Campaign Contribution Disclosure Report

Georgia Government Transparency and Campaign Finance Commission

200 Piedmont Avenue S.E. | Suite 1402 West Tower | Atlanta, GA 30334 | 404-463-1980 | www.ethics.ga.gov

1. Report Type
(Select One)

- ☐ Original
- ☐ Amendment

Amendment # _____

2. Filing is being made on behalf of (Select One):

☒ Candidate or Public OfficialOffice Held or Sought: Pamela D. South, State Court Judge
(Include county, municipality, district, post or judicial circuit)

Filer ID _____

(Filer ID that begins with the letter "C")

☐ Organization or Person Other than Candidate's Campaign CommitteeCommittee Name: Committee to Elect Pamela D. South

Filer ID: _____

(Filer ID that begins with the letter "NC")

Local Location Code:

Use Earlier of Post Mark
or Hand Delivered Date

JAN - 5 2014

Qualifying Office Filer

BY: _____ ID: _____

3. Identifying and Contact Information

(1) Pamela D. South (2) 1-28-13
Full Name of Candidate or Other Than Candidate Campaign Committee Today's Date(3) 525 Longview Drive Norcross GA 30071
Mailing Address City Zip Code(4) 770-822-8554 and/or pamela.south@gwinnettcountry.com
Primary Contact Phone Number E-Mail(5) If a Candidate or Public Official is there a campaign committee (one or more persons) to make campaign transactions, keep financial records of the campaign or file the reports? ☒ Yes ☐ No(6) If yes, is the committee registered with the Commission? ☒ Yes ☐ No(7) If yes, complete the following: DAVID LIPSCOMB, JR | JAMES MISKELL, CH
Name of Committee Chairperson Name of Committee Treasurer

4. Period for which you are Reporting

You Must Check Only One Box

My Non Election Year	My Election Year	Run-Offs (Report required only if you are in a Run-Off Election)	Special Election
<input type="checkbox"/> January 31, _____ (year) <input type="checkbox"/> June 30, _____ (year)	<input checked="" type="checkbox"/> January 31, <u>2014</u> (year) <input type="checkbox"/> March 31, _____ (year) <input type="checkbox"/> June 30, _____ (year) <input type="checkbox"/> September 30, _____ (year) <input type="checkbox"/> October 25, _____ (year) <input type="checkbox"/> Dec. 31, _____ (year)	<input type="checkbox"/> 6 days before Primary Run-Off _____ (year) <input type="checkbox"/> 6 days before General Run-Off _____ (year) <input type="checkbox"/> 6 days before Special Primary Run-Off _____ (year) <input type="checkbox"/> 6 days before Special Run-Off _____ (year)	<input type="checkbox"/> 15 days before Special Primary, _____ (year) <input type="checkbox"/> 15 days before Special, _____ (year) <input type="checkbox"/> Dec. 31, _____ (year)
Supplemental Reporting <input type="checkbox"/> June 30, _____ (year) <input type="checkbox"/> December 31, _____ (year)			

*Persons leaving office with excess funds until such funds are expended as provided in the Act
 *Unsuccessful candidates with excess funds, or who receive contributions to retire debt incurred, until such funds are expended, or such unpaid debts are satisfied (December 31 filing only)

State of GeorgiaCounty of GwinnettI, Pamela D. South, being duly sworn (affirm), depose and say that the information in this report form is complete, true, and correct. Further, I affirm that the contents in this report are the same as the contents in the electronic filing submitted, if also electronically filed.Sworn to and subscribed before me on February 3, 20 14Angam Wellmaker
Signature of Notary Public11-6-16
Commission Expiration[Signature]
a. Signature of Candidate
b. Organization/Chairperson/Treasurer

CFC-CCDR 1/14

State of Georgia
Campaign Contribution Disclosure Report
Summary Report



CONTRIBUTIONS RECEIVED

		In-Kind Estimated Value	Cash Amount
1	<input type="checkbox"/> I have no contributions to report. <input checked="" type="checkbox"/> I have the following contributions, including Common Source, to report:		
2	A. If this is the first time to file a disclosure report for the current office sought, ENTER 0 in both columns (one time only); or B. If this is the first report of this Election Cycle*, ENTER 0 in the in-kind column and list any net balance on hand brought forward from the previous election cycle in the cash amount column (Line 15 of previous report, or total funds left over at year end of previous cycle); or C. If this filing is the second or subsequent filing of this Election Cycle, list totals from Line 6 of previous report in both the in-kind and cash amount columns.	0	1,126.87
3	Total amount of all itemized contributions received in this reporting period which is listed on the "Itemized Contributions" page.		0
3a	All loans received this reporting period.		0
3b	Interest earned on campaign account this reporting period.		0
3c	Total amount of investments sold this reporting period.		0
3d	Total amount of cash dividends and interest paid out this reporting period.		0
4	Total amount of all separate contributions of \$100 or less received in this reporting period and not listed on the "Itemized Contributions" page. "Common Source" contributions must be aggregated on the "Itemized Contributions" page.		
5	Total contributions reported this period. (Line 3 + 3a + 3b + 3c + 3d + 4)		1,126.87
6	Total contributions to date. Total to be carried forward to next report of this election cycle*. (Line 2 + 5)		1,126.87

EXPENDITURES MADE

7	<input checked="" type="checkbox"/> I have no expenditures to report. <input type="checkbox"/> I have the following expenditures to report:		
8	Total expenditures made and reported prior to this reporting period. If this is the A. First report of this Election Cycle*, ENTER 0. B. Second or subsequent filing ENTER Line 12 of previous report.		
9	Total amount of all itemized expenditures made in this reporting period which are listed on the "Itemized Expenditures" page.		
10	Total amount of all separate expenditures of \$100.00 or less that were made in this reporting period and not listed on the "Itemized Expenditures" page		
11	Total expenditures reported this period. (Line 9 + 10)		
12	Total expenditures to date. Total to be carried forward to next report of this election cycle*. (Line 8 + 11)		0

INVESTMENTS

13	Total value of investments held at the beginning of this reporting period.		0
14	Total value of investments held at the end of this reporting period.		0

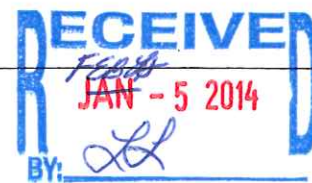
TOTAL NET BALANCE ON HAND

15	Net balance on hand. (Line 6 - 12 + 14)		1,126.87
----	--	--	----------

* O.C.G.A. 21-5-3(10): Election cycle means the period from the day following the date of an election or appointment of a person to elective public office through and of the next such election of a person to the same public office and shall be construed and applied separately for each elective office including the date.

CFC-CCDR 1/14

State of Georgia
Campaign Contribution Disclosure Report
Outstanding Indebtness



Election Cycle*: _____ Election Year: <u>2014</u>		<u>Amount</u>
1	Outstanding indebtedness at the beginning of this reporting period.	
2	Loans received this reporting period.	
3	Deferred payment of expenses this reporting period	
4	Payments made on loans this reporting period.	
5	Credits received on loans this reporting period	
6	Payments this reporting period on previously deferred expenses.	
7	Total indebtedness at the close of this reporting period. (Line 1 + 2 + 3 - 4 - 5 - 6)	0

Election Cycle*: _____ Election Year: <u>2014</u>		<u>Amount</u>
1	Outstanding indebtedness at the beginning of this reporting period.	
2	Loans received this reporting period.	
3	Deferred payment of expenses this reporting period	
4	Payments made on loans this reporting period.	
5	Credits received on loans this reporting period	
6	Payments this reporting period on previously deferred expenses.	
7	Total indebtedness at the close of this reporting period. (Line 1 + 2 + 3 - 4 - 5 - 6)	0

Election Cycle*: _____ Election Year: <u>2014</u>		<u>Amount</u>
1	Outstanding indebtedness at the beginning of this reporting period.	
2	Loans received this reporting period.	
3	Deferred payment of expenses this reporting period	
4	Payments made on loans this reporting period.	
5	Credits received on loans this reporting period	
6	Payments this reporting period on previously deferred expenses.	
7	Total indebtedness at the close of this reporting period. (Line 1 + 2 + 3 - 4 - 5 - 6)	0


* Election Cycle (Primary, General, Special, Special Primary, Run-Off Primary, Run-Off General, Run-Off Special, Run-Off Special Primary)

Public Officer/Candidate/Other Than Candidate Committee Name

Public Officer/Candidate/Other Than Candidate Committee Name

Pamela D. South

Page 3 of 9



State of Georgia
Campaign Contribution Disclosure Report
Itemized Contributions

Must list contributions received by a single contributor for which the aggregate total more than \$100.00.

Note: Loans are no longer reported in "Itemized Contributions" section. See Loan Reporting section below.

Full Name of Contributor Mailing Address (Affiliation of Committee if any)	Contributor		Election Cycle**	Cash Amount	In-Kind Contributions
	Received Date Contribution Type*	Occupation & Employer			Estimated Value
					Description
First Name	Date	Occ.	<input type="checkbox"/> Primary <input type="checkbox"/> General <input type="checkbox"/> Special <input type="checkbox"/> Special Primary <input type="checkbox"/> Run-Off Primary <input type="checkbox"/> Run-Off General <input type="checkbox"/> Run-Off Special <input type="checkbox"/> Run-Off Special Primary	Cash Amt.	Est. Value
Last Name					
Address					
Address2	<input type="checkbox"/> Monetary	Emp.			
City	<input type="checkbox"/> In-Kind				
State	<input type="checkbox"/> Common Source				
Zip	<input type="checkbox"/> Credit Received on Loan				
Aff. Comm.					
First Name	Date	Occ.	<input type="checkbox"/> Primary <input type="checkbox"/> General <input type="checkbox"/> Special <input type="checkbox"/> Special Primary <input type="checkbox"/> Run-Off Primary <input type="checkbox"/> Run-Off General <input type="checkbox"/> Run-Off Special <input type="checkbox"/> Run-Off Special Primary	Cash Amt.	Est. Value
Last Name					
Address					
Address2	<input type="checkbox"/> Monetary				
City	<input type="checkbox"/> In-Kind				
State	<input type="checkbox"/> Common Source				
Zip	<input type="checkbox"/> Credit Received on Loan				
Aff. Comm.					
First Name	Date	Occ.	<input type="checkbox"/> Primary <input type="checkbox"/> General <input type="checkbox"/> Special <input type="checkbox"/> Special Primary <input type="checkbox"/> Run-Off Primary <input type="checkbox"/> Run-Off General <input type="checkbox"/> Run-Off Special <input type="checkbox"/> Run-Off Special Primary	Cash Amt.	Est. Value
Last Name					
Address					
Address2	<input type="checkbox"/> Monetary	Emp.			
City	<input type="checkbox"/> In-Kind				
State	<input type="checkbox"/> Common Source				
Zip	<input type="checkbox"/> Credit Received on Loan				
Aff. Comm.					

Itemized Contributions Page Total \$ 0 \$ 0




First Name	Date	Occ.	<input type="checkbox"/> Primary <input type="checkbox"/> General <input type="checkbox"/> Special <input type="checkbox"/> Special Primary <input type="checkbox"/> Run-Off Primary <input type="checkbox"/> Run-Off General <input type="checkbox"/> Run-Off Special <input type="checkbox"/> Run-Off Special Primary	Cash Amt.	Est. Value
Last Name					
Address					
Address2					
City	<input type="checkbox"/> Monetary	Emp.			Description
State	<input type="checkbox"/> In-Kind				
Zip	<input type="checkbox"/> Common Source				
Aff. Comm.	<input type="checkbox"/> Credit Received on Loan				
First Name	Date	Occ.	<input type="checkbox"/> Primary <input type="checkbox"/> General <input type="checkbox"/> Special <input type="checkbox"/> Special Primary <input type="checkbox"/> Run-Off Primary <input type="checkbox"/> Run-Off General <input type="checkbox"/> Run-Off Special <input type="checkbox"/> Run-Off Special Primary	Cash Amt.	Est. Value
Last Name					
Address					
Address2					
City	<input type="checkbox"/> Monetary	Emp.			Description
State	<input type="checkbox"/> In-Kind				
Zip	<input type="checkbox"/> Common Source				
Aff. Comm.	<input type="checkbox"/> Credit Received on Loan				
First Name	Date	Occ.	<input type="checkbox"/> Primary <input type="checkbox"/> General <input type="checkbox"/> Special <input type="checkbox"/> Special Primary <input type="checkbox"/> Run-Off Primary <input type="checkbox"/> Run-Off General <input type="checkbox"/> Run-Off Special <input type="checkbox"/> Run-Off Special Primary	Cash Amt.	Est. Value
Last Name					
Address					
Address2					
City	<input type="checkbox"/> Monetary	Emp.			Description
State	<input type="checkbox"/> In-Kind				
Zip	<input type="checkbox"/> Common Source				
Aff. Comm.	<input type="checkbox"/> Credit Received on Loan				
First Name	Date	Occ.	<input type="checkbox"/> Primary <input type="checkbox"/> General <input type="checkbox"/> Special <input type="checkbox"/> Special Primary <input type="checkbox"/> Run-Off Primary <input type="checkbox"/> Run-Off General <input type="checkbox"/> Run-Off Special <input type="checkbox"/> Run-Off Special Primary	Cash Amt.	Est. Value
Last Name					
Address					
Address2					
City	<input type="checkbox"/> Monetary	Emp.			Description
State	<input type="checkbox"/> In-Kind				
Zip	<input type="checkbox"/> Common Source				
Aff. Comm.	<input type="checkbox"/> Credit Received on Loan				

Itemized Contributions Page Total \$ 0 \$ 0

* Contribution Type (Monetary, In-Kind, Common Source, Credit Received on Loan)

** Election Cycle (Primary, General, Special, Special Primary, Run-Off Primary, Run-Off General, Run-Off Special, Run-Off Special Primary)

*** If any such person(s) shall have a fiduciary relationship to the lending institution or party making the advance or extension of credit



Loan Reporting

Name of Lender & Mailing Address	1.Date of Loan 2.Amount of Loan 3.Election Cycle**	Person(s) responsible for repayment of loan & Mailing Address	1.Occupation & 2.Place of Employment 3.Fiduciary Relationship***
Lender Name (First Name, Business, Inst.)	1.	First Name	1.
Lender Last Name	2.	Last Name	2.
Address	3. <input type="checkbox"/> Primary <input type="checkbox"/> General	Address	3. <input type="checkbox"/> Public Officer
Address2	<input type="checkbox"/> Special <input type="checkbox"/> Special Primary	Address2	<input type="checkbox"/> Candidate
City	<input type="checkbox"/> Run-Off Primary <input type="checkbox"/> Run-Off General <input type="checkbox"/> Run-Off Special	City	<input type="checkbox"/> Other Than Candidate Committee Name
State Zip	<input type="checkbox"/> Run-Off Special Primary	State Zip	
Lender Name (First Name, Business, Inst.)	1.	First Name	1.
Lender Last Name	2.	Last Name	2.
Address	3. <input type="checkbox"/> Primary <input type="checkbox"/> General	Address	3. <input type="checkbox"/> Public Officer
Address2	<input type="checkbox"/> Special <input type="checkbox"/> Special Primary	Address2	<input type="checkbox"/> Candidate
City	<input type="checkbox"/> Run-Off Primary <input type="checkbox"/> Run-Off General <input type="checkbox"/> Run-Off Special	City	<input type="checkbox"/> Other Than Candidate Committee Name
State Zip	<input type="checkbox"/> Run-Off Special Primary	State Zip	
Reference: OCGA § 21-5-34(b)(1)		Loan Page Total \$ <u>0</u>	

* Contribution Type (Monetary, In-Kind, Common Source, Credit Received on Loan)

** Election Cycle (Primary, General, Special, Special Primary, Run-Off Primary, Run-Off General, Run-Off Special, Run-Off Special Primary)

*** If any such person(s) shall have a fiduciary relationship to the lending institution or party making the advance or extension of credit



State of Georgia
 Campaign Contribution Disclosure Report
 Itemized Expenditures

Must list expenditures made to a single recipient for which the aggregate total more than \$100.00.

List Name and Mailing Address of Recipient		Exp. Date Exp. Type*	Occupation & Employer	Expenditure Purpose	Amount Paid
First Name		Date	Occ.		
Last Name					
Address		<input type="checkbox"/> Expenditure <input type="checkbox"/> In-Kind <input type="checkbox"/> Loan Repayment <input type="checkbox"/> Refund <input type="checkbox"/> Reimbursement <input type="checkbox"/> Credit Card <input type="checkbox"/> 3rd Party <input type="checkbox"/> Deferred Payment on Deferred Expense <input type="checkbox"/> Investment	Emp.		
Address2					
City					
State	Zip				
First Name		Date	Occ.		
Last Name					
Address		<input type="checkbox"/> Expenditure <input type="checkbox"/> In-Kind <input type="checkbox"/> Loan Repayment <input type="checkbox"/> Refund <input type="checkbox"/> Reimbursement <input type="checkbox"/> Credit Card <input type="checkbox"/> 3rd Party <input type="checkbox"/> Deferred Payment on Deferred Expense <input type="checkbox"/> Investment	Emp.		
Address2					
City					
State	Zip				
First Name		Date	Occ.		
Last Name					
Address		<input type="checkbox"/> Expenditure <input type="checkbox"/> In-Kind <input type="checkbox"/> Loan Repayment <input type="checkbox"/> Refund <input type="checkbox"/> Reimbursement <input type="checkbox"/> Credit Card <input type="checkbox"/> 3rd Party <input type="checkbox"/> Deferred Payment on Deferred Expense <input type="checkbox"/> Investment	Emp.		
Address2					
City					
State	Zip				

Page Total \$ 0

* Expenditure Type (Expenditure, In-Kind, Loan Repayment, Refund, Reimbursement, Credit Card, 3rd Party, Deferred Payment on Deferred Expense, Investment)
 Public Officer/Candidate/Other Than Candidate Committee Name



State of Georgia
Campaign Contribution Disclosure Report
Investments Statement

1. Investment Name	Account #
Institution/Person Holding Account _____ Mailing Address _____ Address2 _____ <div style="display: flex; justify-content: space-between;"> City _____ State _____ Zip _____ </div>	Value at beginning of reporting period \$
	Value at end of reporting period \$
	Difference in value \$
	Interest Paid Out \$
	Cash Dividends \$

Investment Transactions

Date	Person(s) Involved in Transaction	Value of investment purchased	Value of investment sold	Profit	Loss

2. Investment Name	Account #
Institution/Person Holding Account _____ Mailing Address _____ Address2 _____ <div style="display: flex; justify-content: space-between;"> City _____ State _____ Zip _____ </div>	Value at beginning of reporting period \$
	Value at end of reporting period \$
	Difference in value \$
	Interest Paid Out \$
	Cash Dividends \$

Investment Transactions

Date	Person(s) Involved in Transaction	Value of investment purchased	Value of investment sold	Profit	Loss

<u>Total value of investments at beginning of reporting period \$</u> <u>Total value of investments at end of reporting period \$</u> <u>Total difference in value \$</u>	Page Total Cash Dividends: \$ <u>Ø</u> Page Total Interest Paid Out: \$ <u>Ø</u> Page Total Profit: \$ <u>Ø</u> Page Total Loss: \$ <u>Ø</u>
---	---

CFC-CCDR 1/14

State of Georgia
Campaign Contribution Disclosure Report
Addendum Statement



The Addendum Statement should be used for explanation of any additional information needed to complete an accurate filing of this report.
Information that is to be reported in the body of the report should not be listed on Addendum Statement.

0