

**PLACE OF WORK** (2006 American Community Survey)

	<u>Number</u>
Worked in state of residence .....	374,765
In county .....	216,595
Outside county .....	158,170
Outside of state .....	7,357

**TIME LEAVING HOME TO GO TO WORK**

(2006 US Census)

Workers who did not work at home .....	360,157
--	---------

	<u>Percent</u>
12:00 a.m. to 4:59 a.m. ....	2.3
5:00 to 5:29 a.m. ....	3.2
5:30 to 5:59 a.m. ....	4.9
6:00 to 6:29 a.m. ....	15.3
6:30 to 6:59 a.m. ....	12.0
7:00 to 7:29 a.m. ....	18.0
7:30 to 7:59 a.m. ....	10.0
8:00 to 8:29 a.m. ....	13.0
8:30 to 8:59 a.m. ....	4.6
9:00 a.m. to 11:59 p.m. ....	16.8

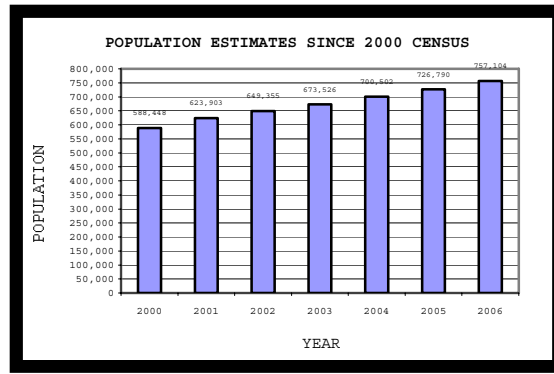
**LAND** (2000 US Census)

	<u>Number</u>
Total area in square miles .....	436.72
Water area in square miles .....	3.99
Land area in square miles .....	432.73
Population per square mile (American FactFinder 2006 Population Est.) .....	1,759
Housing units per square mile .....	484.6

**POPULATION ESTIMATES**

(U.S. Census Bureau)

July 1, 2006 (2006 American Community Survey) .....	757,104
July 1, 2005 .....	726,790
July 1, 2004 .....	700,502
July 1, 2003 .....	673,526
July 1, 2002 .....	649,355
July 1, 2001 .....	623,903
July 1, 2000 .....	596,659
April 1, 2000 (Actual Census 2000) .....	588,448

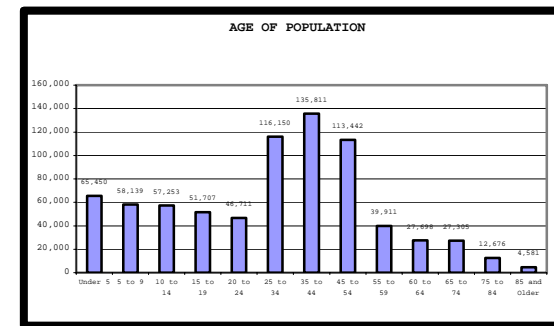


**SEX** (2006 American Community Survey)

	<u>Estimates</u>
Male .....	381,981
Female .....	375,123
<b>TOTAL</b> .....	<b>757,104</b>

**AGE**

Under 5 .....	65,450	(8.6%)
5 to 9 .....	58,139	(7.7%)
10 to 14 .....	57,253	(7.6%)
15 to 19 .....	51,707	(6.8%)
20 to 24 .....	46,711	(6.2%)
25 to 34 .....	116,150	(15.0%)
35 to 44 .....	135,811	(19.9%)
45 to 54 .....	113,442	(15.0%)
55 to 59 .....	39,911	(5.3%)
60 to 64 .....	27,698	(3.7%)
65 to 74 .....	27,305	(3.6%)
75 to 84 .....	12,676	(1.7%)
85 and older .....	4,851	(0.6%)
<b>19 or younger</b> .....	<b>232,549</b>	<b>(30.7%)</b>
<b>20 to 64</b> .....	<b>479,723</b>	<b>(63.4%)</b>
<b>65 or older</b> .....	<b>44,832</b>	<b>(5.9%)</b>



Median Age (2006 American Community Survey) ..... 33.5

# GWINNETT COUNTY AT A GLANCE

## ESTIMATES POPULATION HOUSING EMPLOYMENT



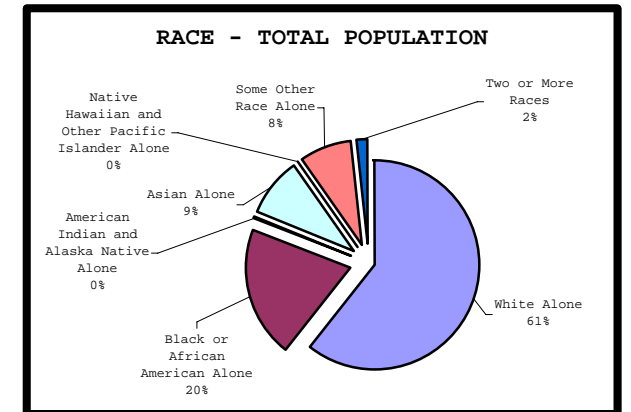
Updated from the U.S. Census, 2006  
American Community Survey

Gwinnett County  
Department of Planning & Development

**PLACE OF BIRTH** (2006 American Community Survey)

	<u>Population</u>
Native .....	571,655
Born in U.S. ....	563,271
Georgia .....	252,297
Different State .....	310,974
Born in Puerto Rico, U.S. Island areas or born abroad to American parent(s) .....	8,384
Foreign Born .....	185,449
<b>Total</b> .....	<b>757,104</b>

White Alone .....	458,415
Black or African American Alone .....	153,808
American Indian and Alaska Native Alone .....	1,693
Asian Alone .....	69,361
Native Hawaiian and Other Pacific Islander Alone .....	0
Some Other Race alone .....	62,195
Two Or More Races .....	11,632
Two Race Including Some Other Race .....	3,717
Two Races Excluding Some Other Race and three or more races .....	7,915

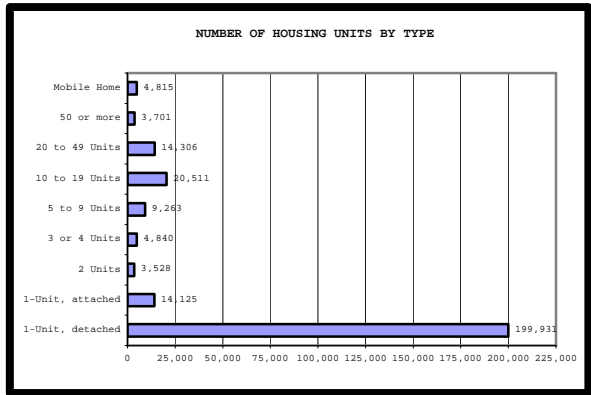
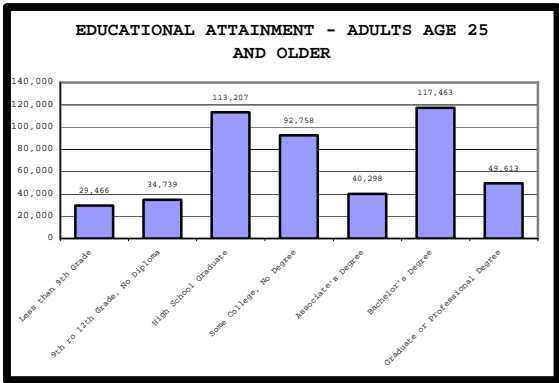


**EDUCATIONAL ATTAINMENT** (2006 American Community Survey)

	<u>Number</u>
Adults Age 25 and Older .....	477,844
Less Than 9 <sup>th</sup> Grade .....	29,766
9 <sup>th</sup> to 12 <sup>th</sup> Grade, No Diploma .....	34,739
High School Graduate .....	113,207
Some College, No Degree .....	92,758
Associate's Degree .....	40,298
Bachelor's Degree .....	117,463
Graduate or Professional Degree .....	49,613

Percent High School Graduate or Higher ..... 86.5%  
Percent Bachelor's Degree or Higher ..... 35.0%

**Gwinnett County**  
 Department of Planning & Development  
 446 West Crogan Street  
 Suite 225  
 Lawrenceville, Georgia 30045-2440  
 (678) 518-6200 – Phone  
 (678) 518-6275 – Fax  
[www.gwinnettcounty.com](http://www.gwinnettcounty.com)  
[www.census.gov](http://www.census.gov)



### SCHOOL ENROLLMENT AND TYPE OF SCHOOL (2006 American Community Survey)

	Number
Population 3 years and over	718,611
Nursery school, preschool	16,211
Kindergarten	11,416
Elementary: grade 1 to 4	47,205
Elementary: grade 5 to 8	44,521
High School: grade 9 to 12	46,984
College or graduate school	41,673
Enrolled in school	208,010
Not enrolled in school	510,601

### HOUSING OCCUPANCY (2006 American Community Survey)

	Number
Total housing units	275,020
Occupied	255,153
Vacant	19,867
Homeowner vacancy rate	2.1
Rental vacancy rate	9.5

### HOUSING TENURE (2006 American Community Survey)

Owner-occupied	188,014
Renter-occupied	67,139
Average household size of owner-occupied unit	2.99
Average household size of renter-occupied unit	2.81

### UNITS IN STRUCTURE (2006 American Community Survey)

1-Unit, detached	199,931
1-Unit, attached	14,125
2 units	3,528
3 or 4 units	4,840
5 to 9 units	9,263
10 to 19 units	20,511
20 to 49 units	14,306
50 or more	3,701
Mobile home	4,815
Boat, RV, van, etc.	0

### YEAR STRUCTURE BUILT (2006 American Community Survey)

Built 2005 or later	12,690
Built 2000 to 2004	59,954
Built 1990 to 1999	81,700
Built 1980 to 1989	70,082
Built 1970 to 1979	35,160
Built 1960 to 1969	8,010
Built 1950 to 1959	4,236
Built 1940 to 1949	1,513
Built 1939 or earlier	1,675

### YEAR HOUSEHOLDER MOVED INTO UNIT (2006 American Community Survey)

Moved in 2005 or later	72,042
Moved in 2000 to 2004	96,770
Moved in 1990 to 1999	58,318
Moved in 1980 to 1989	17,868
Moved in 1970 to 1979	7,809
Moved in 1969 or earlier	2,346

### ROOMS (2006 American Community Survey)

	Number
1 room	791
2 or 3 rooms	15,106
4 or 5 rooms	73,628
6 or 7 rooms	92,841
8 or more rooms	92,654
Median Number of Rooms	6.5

### BEDROOMS (2006 American Community Survey)

No bedrooms	984
1 bedroom	18,180
2 bedrooms	42,583
3 bedrooms	106,250
4 bedrooms	80,443
5 or more bedrooms	26,580

### VALUE OWNER OCCUPIED UNITS (2006 American Community Survey)

Total number Owner Occupied Units	180,014
Less than \$50,000	3,131
\$50,000 to \$99,999	2,849
\$100,000 to \$149,999	34,778
\$150,000 to \$199,999	60,602
\$200,000 to \$299,999	52,486
\$300,000 to \$499,999	26,437
\$500,000 to \$999,999	7,024
\$1,000,000 or more	707
Median (dollars)	193,100

### HOUSEHOLD SIZE (2006 American Community Survey)

Total household population	751,423
Total number of households	255,153
Average household size	2.94

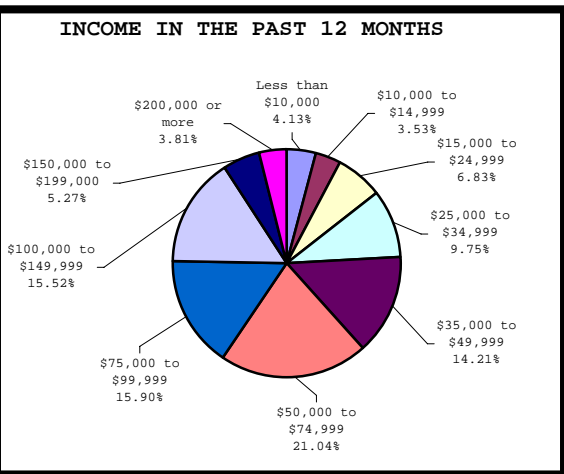
	Number
1-person household	46,818
2-person household	77,597
3-person household	48,709
4 or more person household	82,029

### FAMILIES (2006 American Community Survey)

Family households	193,476
Married couple families	145,436
With children under 18 years	82,458
With no children under 18 years	62,978
Male householder with no wife present	14,477
With children under 18 years	8,083
With no children under 18 years	6,394
Female householder with no husband present	33,563
With children under 18 years	23,129
With no children under 18 years	10,434

### INCOME IN THE PAST 12 MONTHS - 2006 inflation adjusted dollars (2006 American Community Survey)

Total households	255,153
Less than \$10,000	10,530
\$10,000 to \$14,999	9,014
\$15,000 to \$24,999	17,438
\$25,000 to \$34,999	24,877
\$35,000 to \$49,999	36,267
\$50,000 to \$74,999	53,686
\$75,000 to \$99,999	40,579
\$100,000 to \$149,999	39,609
\$150,000 to \$199,999	13,435
\$200,000 or more	9,718
Median household income	\$63,189
Mean household income	\$76,330



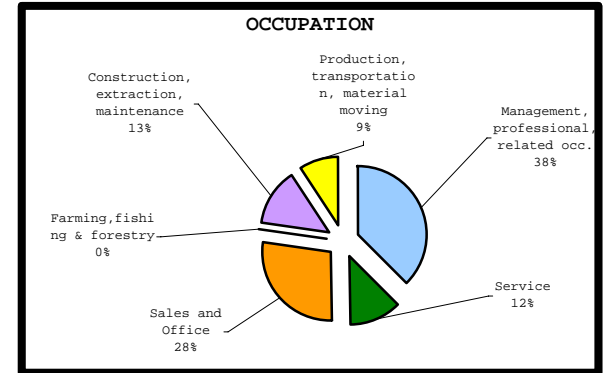
### EMPLOYMENT STATUS (2006 American Community Survey)

Population 16 years and over	565,381
Males	283,675
Females	281,706

	Population	Number In Labor Force
16 to 19 years	40,826	16,290
20 to 24 years	46,711	27,945
25 to 44 years	251,961	211,421
45 to 54 years	113,442	96,396
55 to 64 years	67,609	47,647
65 to 74 years	27,305	7,744
75 years and older	17,527	723
<b>Total</b>	<b>565,381</b>	<b>408,166</b>
Civilian labor force employed		391,226
Civilian labor force unemployed		23,580
Armed Forces		631

### OCCUPATION - CIVILIAN EMPLOYED POPULATION 16 & OLDER (2006 American Community Survey)

	Number
Management, professional, related occupations	146,878
Service	47,627
Sales and office	108,130
Farming, fishing & forestry	0
Construction, extraction, maintenance	52,479
Production, transportation, material moving	36,112



### INDUSTRY - CIVILIAN EMPLOYED POPULATION 16 & OLDER (2006 American Community Survey)

	Number
Agriculture, forestry, fishing & hunting, mining	1,009
Construction	42,808
Manufacturing	30,818
Wholesale trade	21,647
Retail trade	51,331
Transportation & warehousing, and utilities	18,128
Information	16,841
Finance & insurance, real estate and rental leasing	34,936
Professional, scientific, mgt., administrative & waste mgt. Services	53,053
Educational services, health care & social services	55,191
Arts, entertainment, recreation, accommodation, food services	28,460
Other services, except public administration	20,453
Public administration	12,551