



**Gwinnett**

## **CAPER 2019**

**Consolidated Annual  
Performance Evaluation  
Report**

**GWINNETT COUNTY  
GEORGIA**

This Consolidated Annual Performance Evaluation Report  
CAPER 2019

was prepared for  
Gwinnett County, GA



by



For Submission to the United States Department of  
Housing & Urban Development



## Table of Contents

CR-05 - Goals and Outcomes .....	5
CR-10 - Racial and Ethnic composition of families assisted .....	13
CR-15 - Resources and Investments 91.520(a) .....	14
CR-20 - Affordable Housing 91.520(b).....	20
CR-25 - Homeless and Other Special Needs 91.220(d, e); 91.320(d, e); 91.520(c) .....	22
CR-30 - Public Housing 91.220(h); 91.320(j).....	24
CR-35 - Other Actions 91.220(j)-(k); 91.320(i)-(j) .....	25
CR-40 - Monitoring 91.220 and 91.230 .....	28
CR-45 - CDBG 91.520(c) .....	30
CR-50 - HOME 91.520(d) .....	31
CR-60 - ESG 91.520(g) (ESG Recipients only).....	33
CR-65 - Persons Assisted .....	35
CR-70 – ESG 91.520(g) - Assistance Provided and Outcomes .....	38
CR-75 – Expenditures .....	40

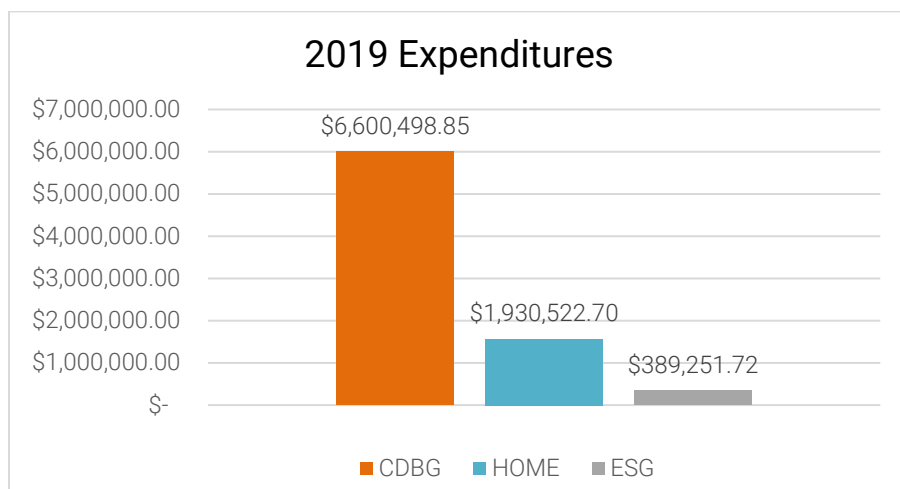
## Executive Summary

Gwinnett County has prepared its FY2019 Consolidated Annual Performance Evaluation Report (CAPER) under the federal regulations found in 24 CFR 570. The United States Department of Housing and Urban Development (HUD) provided the following grants to the County to address the needs of low-moderate income persons in the community. This report informs the public of the progress that the County has made in using its Community Development Block Grant (CDBG), HOME Investment Partnerships (HOME), and Emergency Solutions Grant (ESG).

The CAPER 2019 covers the period from January 1, 2019 – December 31, 2019. It also provides a detailed description of the County's use of HUD funding from and gives an account of the County's progress in meeting its strategic goals as outlined in its FY2015-2019 Consolidated Plan and its FY2019 Action Plan.

The County collaborated with non-profit organizations and local governments to ensure that Gwinnett County could target their most vulnerable populations. These activities included a wide range of services and programs such as affordable housing, facility and infrastructure improvements, operational support for non-profits, and emergency housing and supportive services for the homeless. The Gwinnett Community Development Program managed 149 projects that contributed to the overall success of the program. Overall, Gwinnett County either met or exceeded 12 of 18 program goals listed in the County's Five-Year HUD Strategic Plan. Two goals were not addressed in the FY2019 Action Plan, and performance fell short in four of the stated goals.

During Program Year 2019, Gwinnett County expended \$8,920,273.27 in Community Development Block Grant (CDBG), HOME Investment Partnership Program (HOME), and Emergency Solutions Grant (ESG) funds the directly impacted 32,418 clients.



## CR-05 - Goals and Outcomes

### Progress the jurisdiction has made in carrying out its strategic plan and its action plan. 91.520(a)

The County made progress with CDBG, HOME, and ESG funds by increasing the supply of affordable permanent housing, increasing public services for households in need, and improving public infrastructure and facilities. The highlights and data provided in this report summarize affordable housing outcomes, homelessness, special needs activities, and other actions in the County's efforts to meet its strategic priorities outlined in the County's Consolidated and Annual Action Plans.

#### CDBG PROGRAM HIGHLIGHTS

Gwinnett County allocated funds for various community development projects to benefit low-and moderate-income communities and persons, including economic development activities, ADA improvements, homeowner housing rehabilitation, acquisition of equipment and facilities, infrastructure improvements, housing counseling, youth activities, and other public service programs. Below are highlights of community development projects completed in 2019.

The North Gwinnett Cooperative Ministry expended \$1,695,000.00 in CDBG funding to acquire and renovate a new space to provide food, clothing, financial assistance, and medical assistance for more than 3,000 families annually. It is also home to the first Quick Clinic – operated by Good Samaritan Health Clinic- providing medical services provided for uninsured patients.



Providing services for vulnerable members of the community remained a top priority of Gwinnett County. Non-profit agencies provided services such as emergency, rental, and permanent housing; adult daycare; community integration and day programs for developmentally disabled adults; and assistance to move homeless persons into stable housing.



The Good Samaritan Health Center expended \$1,353,749.00 in CDBG funding to acquire a new health facility for uninsured residents of Gwinnett County. The agency will begin renovations in Spring 2020 and host a grand opening in late Summer 2020. Good Samaritan anticipates serving more than 50,000 new patients.

Housing Rehabilitation remains one of the most popular programs and allows valued members of the community to remain in their homes as they age and continue to preserve affordable housing stock in the County. Gwinnett County offers five-year deferred payment loans to income-eligible homeowners to make necessary repairs on their homes. In 2019, the County assisted 20 homeowners with siding replacement, roof replacement, HVAC replacement, electrical, and plumbing repairs.



### HOME PROGRAM HIGHLIGHTS

The County also focused on affordable housing initiatives by acquiring, rehabilitating, and selling single-family homes, rehabilitating transitional homes, and providing tenant-based rental assistance and down-payment assistance for future renters and homeowners in Gwinnett County. The County expended a total of \$1,930,522.70 in HOME program funding to provide homeownership opportunities for 28 households, transitional housing for 34 households, and rental assistance for six households. Below are highlights of completed housing projects in 2019.

The Homestretch program is one of the most sought after programs for first-time homebuyers in the County. Eligible households receive up to \$7,500.00 of down-payment assistance for the acquisition of a single-family home. In 2019, 15 homebuyers became homeowners.

Housing affordability remained a top priority for the County this year. It was addressed through the acquisition, rehabilitation, and



disposition of single-family housing, rental housing, and down-payment assistance by three subrecipients.



Gwinnett Habitat for Humanity, a team of volunteers, and the family contributed more than 2,000 hours in sweat equity to the construction of a three-bedroom, two-bathroom single-family home. The home was later fully furnished via a partnership with GHH and Warrick Dunn Charities.

Atlanta Neighborhood Development Partnership fully rehabilitated a three-bedroom, two-bathroom home and sold it to an income-eligible homebuyer. Repairs included thermal & moisture protection, blown insulation, and significant drywall repair. The homebuyer received \$14,975.00 in down payment assistance.



Gwinnett Housing Corporation acquired and fully rehabilitated a single-family home for resale to an eligible homebuyer. The rehabilitation included replacement windows, front porch repairs, rear deck repairs, as well as the installation of flooring.

## **ESG PROGRAM HIGHLIGHTS**

Gwinnett County addressed homelessness and housing instability by awarding funds for emergency shelter, homeless prevention, and rapid re-housing activities. In 2019, the County spent \$389,251.72 with, more than 90 percent for direct client service benefits.

The County expended ESG funds totaling \$177,691.61 to provide permanent housing for 60 homeless people and to prevent 113 people from becoming homeless. Households consisted of families with children, youth aging out of foster care, domestic violence survivors, single adults, and veterans.

Additionally, the County expended \$176,640.41 in ESG funding to assist 626 people with overnight shelter and other essential care needs, such as food and clothing. Additionally, program participants received job training, case management, transportation assistance, financial counseling, childcare assistance, and practical life-skills coaching to assist in achieving self-sufficiency.

**Comparison of the proposed versus actual outcomes for each outcome measure submitted with the consolidated plan and explain, if applicable, why progress was not made toward meeting goals and objectives. 91.520(g)**

Gwinnett County reached 12 out of the 18 goals outlined in its 2015-2019 Consolidated Plan and FY2019 Annual Action Plan by funding economic development, housing rehabilitation, public facility infrastructure improvements and acquisition/renovation projects, and public services equipment purchases and operating costs projects. The following table provides a summary of Consolidated Plan goals and the County’s progress towards accomplishing these goals:

Goal (Consolidated Plan)	Category	Source	Amount	Indicator	Unit of Measure	Expected Strategic Plan	Actual Strategic Plan	% Complete	Expected Program Year	Actual Program Year	% Complete
Acq./Rehab./Disp. of Single-Family Units	Affordable Housing	HOME	\$1,217,508.00	Homeowner Housing Added	Household Housing Unit	20	53	100%	6	3	50%
Acquisition/ Rehabilitation of Transitional Housing	Affordable Housing	HOME	\$457,537.00	Housing for Homeless added	Household Housing Unit	20	51	100%	0	0	N/A
Administration	Non-Housing Community Development	CDBG	\$676,433.00	Other	Other	5	5	100%	1	1	100%
		HOME	\$195,004.00						1	1	
		ESG	\$36,211.00						1	1	
Construct New Public Facilities and Infrastructure	Non-Housing Community Development	CDBG:	\$1,353,749.00	Public Facility or Infrastructure Activities other than Low/Moderate Income Housing Benefit	Persons Assisted	2,250	7,563	100%	4,582	4,582	100%
Deteriorated Public Facilities/Infrastructure	Non-Housing Community Development	CDBG	\$1,515,889.00	Public Facility or Infrastructure Activities other than Low/Moderate Income Housing Benefit	Persons Assisted	1,500	23,964	100%	17,539	17,539	100%



Economic Development	Non-Housing Community Development	CDBG	\$42,000.00	Jobs created/retained	Jobs	230	73	100%	3,727	4,802	100%
Economic Development	Non-Housing Community Development	CDBG	\$100,000.00	Businesses assisted	Businesses Assisted	70	0	100%	23	15	65%
Emergency Housing and Supportive Services	Homeless	ESG	\$180,000.00	Homeless Person Overnight Shelter	Persons Assisted	2,500	3,011	100%	460	626	100%
Expand HMIS Use	Homeless	ESG	\$8,000.00	Other	Other	15	15	100%	1	1	100%
Housing for Special Needs	Affordable Housing	CDBG	\$386,186.00	Public Facility or Infrastructure Activities for Low/Moderate Income Housing Benefit	Households Assisted	450	534	100%	514	514	100%
Increase Permanent Supportive Housing to Homeless	Homeless	ESG	\$93,000.00	Tenant-based rental assistance / Rapid Rehousing	Households Assisted	2,000	792	39.60%	151	173	100%
Increase Permanent Supportive Housing to Homeless	Homeless	ESG	\$165,606.00	Homelessness Prevention							100%
Provide downpayment assistance	Affordable Housing	HOME	\$0.00	Direct Financial Assistance to Homebuyers	Households Assisted	175	115	65.71%	17	15	88.24%
Homeowner Education	Affordable Housing	CDBG	\$70,000.00	Public service activities for Low/Moderate Income Housing Benefit	Households Assisted	5,000	2,924	47.46%	509	551	100%
Public Services	Non-Housing Community Development	CDBG	\$483,000.00	Public service activities other than Low/Moderate Income Housing Benefit	Persons Assisted	3,725	3,825	100%	3,514	3,568	100%

Support Services for Special Needs	Non-Housing Community Development	CDBG	\$244,165.00	Public service activities other than Low/Moderate Income Housing Benefit	Persons Assisted	3,500	0	0.00%	0	0	N/A
Rehabilitation of Existing Housing	Affordable Housing	CDBG	\$472,032.00	Homeowner Housing Rehabilitated	Household Housing Unit	75	107	100%	17	20	100%
Tenant Based Rental Assistance	Affordable Housing	HOME	\$80,000.00	Tenant-based rental assistance / Rapid Rehousing	Households Assisted	40	13	32.50%	10	6	60%

**Table 1 - Accomplishments – Program Year & Strategic Plan to Date**

**Assess how the jurisdiction’s use of funds, particularly CDBG, addresses the priorities and specific objectives identified in the plan, giving special attention to the highest priority activities identified.**

Priority #1 - Increase Access to Affordable Housing

Gwinnett County implemented its Affordable Housing Initiatives through the acquisition, rehabilitation, and disposition of single-family housing and transitional housing, and down-payment assistance for 30 units.

To further increase the affordable housing options, Gwinnett County awarded funds for the Tenant-Based Rental Assistance (TBRA) program. TBRA provides financial assistance to Gwinnett residents that have outstanding rental arrears and need medium-term rental assistance to prevent an eviction and remain stably housed.

In 2019, the Gwinnett County Homestretch Down-Payment Assistance Program (DPA) aimed to increase Low-Moderate-Income (LMI) residents’ access to affordable housing by offering \$7,500, five-year, 0% deferred payment loan to income-eligible homebuyers. Gwinnett County expended \$112,370.00 of prior-year HOME funds and Program Income (PI) to assist 15 LMI households. First-time homebuyers continued to experience a challenging year due to an inventory shortage of homes for sale in LMI buyer’s price point. Additionally, housing inventory affordable to LMI buyers failed the Uniform Physical

Condition Standards (UPCS) inspection at a higher rate due to the condition and age of homes. The County expended a total of \$1,930,522.70 in HOME grant and program income funds to support affordable housing initiatives.

### **Priority #2 – Increase Housing Options for Homeless and At-Risk of Homelessness**

Non-Profit agencies funded through the Gwinnett County Emergency Solutions Grant (ESG) expended \$389,251.72 to provide housing support and financial assistance to citizens in Gwinnett County. In addition to the original allocation, agencies provided \$445,069.56 in match funds for a total of \$834,321.28.

Emergency Shelter was provided by five subrecipients, who expended \$176,640.41. Two subrecipients operated physical shelters, while the remaining three provided hotel/motel vouchers. Collectively, the five agencies provided service to 799 people. Homelessness Prevention was administered by two subrecipients, who expended \$116,673.97 on financial assistance for rental arrears and short-term rental assistance to prevent evictions. Collectively, the two agencies served 113 people. Rapid Re-Housing was offered by three subrecipients who expended \$61,017.64 to aid homeless persons in need of financial assistance to secure stable housing. Collectively, the three agencies served 60 people.

One of the most noticeable trends in the total population served is that the primary recipients of services provided were households with children. Research shows family housing stability is linked to the educational performance of students. The financial assistance provided through the ESG grant helped the vulnerable populations in Gwinnett County to obtain and secure stable housing.

### **Priority #3 - Reduce Substandard Housing**

As a means of preserving existing affordable housing, the County provided five-year deferred payment loans to income-eligible homeowners to make necessary repairs on their homes. In 2019, the County expended \$405,813.29 through the Homeowner Housing Rehabilitation Program to rehabilitate 20 homes. Repairs included siding replacement, roof replacement, HVAC replacement, electrical, and plumbing repairs.

### **Priority #4 - Increase Housing and Supportive Services for Targeted Populations**

The County allocated \$556,794.00 in FFY 2019 CBDG funding for six housing-related activities. Gwinnett County utilized CBDG funding to increase housing and supportive services for 2,005 persons who identified as severely disabled, survivors of domestic violence, elderly, and homeless. The funding was used by nine subrecipients that provided services such as emergency, rental, and permanent housing; adult daycare; community integration and day programs for developmentally disabled adults; and assistance to move

homeless persons into stable housing.

Gwinnett County will utilize CDBG & HOME funding to increase housing and supportive services for persons who identified as elderly, severely disabled, or a youth headed household where the head of household is between the ages of 18-24. The funding will be used to assist individuals who are at risk of becoming or who are literally homeless persons to either retain or gain stable housing.

#### **Priority #5 - Public Facilities and Infrastructure Improvements**

The County allocated \$3,220,578.00 in FFY 2019 CDBG funding and carried forward \$2,857,719.62 in prior year CDBG funding to carry out public facility and infrastructure improvements activities. These projects included repair of water and sewer lines, construction of sidewalks to connect people to transit centers and schools, and playground construction and renovations. In FFY 2019, Gwinnett County disbursed \$2,242,545.76 to complete 12 public facility and infrastructure improvement projects that benefited a total of 32,418 LMI persons.

#### **Priority #6: Affirmatively Further Fair Housing Choice**

Gwinnett County committed to providing Fair Housing Education and promotes efforts to affirmatively further fair housing choices for the citizens of Gwinnett. The Gwinnett County Community Development Program hosted workshops that focused on educating the community on fair housing rights and responsibilities for citizens and stakeholders. These workshops specifically focused on identifying patterns of integration and segregation, racially and ethnically concentrated areas of poverty, disproportionate housing needs, and disparities in access to opportunity.

Additionally, the County promoted the communication and coordination of local governments and affordable housing developers through affordable housing grants. Funding to non-profit developers and partnerships with for-profit developers to construct new affordable housing and renovate rental housing is a top priority for Gwinnett County

**CR-10 - Racial and Ethnic composition of families assisted**

**Describe the families assisted (including the racial and ethnic status of families assisted). 91.520(a)**

<b>Race</b>	<b>CDBG</b>	<b>HOME</b>	<b>ESG</b>	<b>Total</b>
White	1,799	23	120	1,942
Black or African American	1,460	164	610	2,234
Asian	205	0	17	222
American Indian or American Native	0	0	12	12
Native Hawaiian or Other Pacific Islander	5	0	2	7
Other/Multi-Racial	650	0	10	660
Client Refused	0	0	28	28
<b>Race Total</b>	<b>4,119</b>	<b>187</b>	<b>799</b>	<b>5,105</b>
<b>Ethnicity</b>	<b>CDBG</b>	<b>HOME</b>	<b>ESG</b>	<b>Total</b>
Hispanic	710	19	89	818
Not Hispanic	2,722	168	695	3,585
Other/Client Refused	687	0	15	702
<b>Ethnicity Total</b>	<b>4,119</b>	<b>187</b>	<b>799</b>	<b>5,105</b>

**Table 2 – Table of assistance to racial and ethnic populations by the source of funds**

The chart above shows the total beneficiaries by race and ethnicity directly assisted with HUD funding from 2014 - 2019. Please also note that race and ethnicity numbers are dependent upon self-reported data; therefore, race and ethnicity may not align equally.

## CR-15 - Resources and Investments 91.520(a)

### Identify the resources made available

Source of Funds	Source	Resources Made Available	Prior Year Resources Made Available	Amount Expended During Program Year
CDBG	public - federal	\$5,343,454.00	\$11,386,433.72	\$6,600,498.85
HOME	public - federal	\$1,950,049.00	\$3,941,046.38	\$1,930,522.70
ESG	public - federal	\$482,817.00	\$297,998.71	\$389,251.72

**Table 3 - Resources Made Available**

### Summary of Resources

In 2019, Gwinnett County had a total of \$19,318,796.05 in available resources, comprised of FFY 2019 grant allocations for CDBG (\$5,343,454.00) HOME (\$1,950,049.00), and ESG (\$482,817.00) totaling \$7,776,320.00 and program income that totaled \$142,732.26 (CDBG \$36,636.00 and HOME \$106,096.26). The County also carried forward unexpended grant funds from FFY 2014 through 2018 that totaled \$11,386,433.72 for CDBG (\$7,147,388.63), HOME (\$3,941,046.38), and ESG (\$297,998.71), and unexpended program income from FFY 2018 that totaled \$13,310.17 (CDBG \$4,000.00 & HOME \$9,310.17).

Gwinnett County dispersed a total of \$8,920,273.27 in grant and program income funds. According to local financial records, Gwinnett County dispersed \$6,600,498.85 in CDBG funds, \$1,930,522.70 in HOME funds, and \$389,251.72 in ESG funds from current and prior year allocations. On November 2, 2019, the County met its CBDG 1.5 timeliness standard with an expenditure ratio of 1.44.

**Identify the geographic distribution and location of investments**

<b>Target Area</b>	<b>Planned Percentage of Allocation</b>	<b>Actual Percentage of Allocation</b>	<b>Narrative Description</b>
Countywide	73%	77.25%	Countywide Activities <b>(\$4,127,808.00)</b>
Low/Mod Census Tracts	27%	26.87%	City of Buford –Church St. <b>(\$330,000.00)</b> City of Buford –Moreno St. <b>(\$330,000.00)</b> City of Dacula–Pecan Rd. <b>(\$430,646.00)</b> City of Norcross –S. Peachtree St. <b>(\$125,000.00)</b>

**Table 4 – Identify the geographic distribution and location of investments**

**Distribution of Funds and Geographic Location of Investments**

The County allocated 77.25% in available resources for countywide projects. The remaining 22.75% of funding was allocated for CDBG activities in low-income census tracts, as detailed in Table 4. These projects received an aggregate allocation of \$1,215,646.00.

## Leveraging

**Explain how federal funds leveraged additional resources (private, state, and local funds), including a description of how matching requirements were satisfied, as well as how any publicly owned land or property located within the jurisdiction that was used to address the needs identified in the plan.**

CDBG and HOME funds were used as gap financing, which allowed other funds to be leveraged through our participation.

The Homestretch Down-Payment Assistance program contributed \$112,370.00 in HOME funds to leverage 15 private market mortgages totaling \$2,510,900.00. The average purchase price of the homes was \$179,350.00.

Per HOME regulations, HOME grant recipients are required to provide a 25% match from nonfederal funds as a permanent contribution to affordable housing activities. The FFY 2019 match requirement is \$415,717.56. The Gwinnett HOME program received \$504,614.02 in the HOME match from subrecipients and homestretch clients, as referenced below.

<b>Fiscal Year Summary – HOME Match</b>	
1. Excess match from prior Federal fiscal year	\$14,910,648.92
2. Match contributed during current Federal fiscal year	\$ 557,111.76
3. Total match available for current Federal fiscal year (Line 1 plus Line 2)	\$15,415,262.94
4. Match liability for current Federal fiscal year	\$415,717.56
5. Excess match carried over to next Federal fiscal year (Line 3 minus Line 4)	\$15,052,043.12

**Table 5 – Fiscal Year Summary - HOME Match Report**



Match Contribution for the Federal Fiscal Year								
Project No. or Other ID	Date of Contribution	Cash (non-Federal sources)	Foregone Taxes, Fees, Charges	Appraised Land/Real Property	Required Infrastructure	Site Preparation, Construction Materials, Donated labor	Bond Financing	Total Match
3215	08/01/2019	\$504,614.02	\$0.00	\$0.00	\$0.00	\$0.00	\$0.00	\$504,614.02
2512	01/10/2019	\$2,000.00	\$0.00	\$0.00	\$0.00	\$0.00	\$0.00	\$2,000.00
2513	01/10/2019	\$2,000.00	\$0.00	\$0.00	\$0.00	\$0.00	\$0.00	\$2,000.00
2527	03/08/2019	\$1,967.04	\$0.00	\$0.00	\$0.00	\$0.00	\$0.00	\$1,967.04
2528	02/11/2019	\$2,524.25	\$0.00	\$5,300.00	\$0.00	\$0.00	\$0.00	\$7,824.25
2540	04/26/2019	\$3,447.66	\$0.00	\$0.00	\$0.00	\$0.00	\$0.00	\$3,447.66
2544	05/30/2019	\$1,700.00	\$0.00	\$0.00	\$0.00	\$0.00	\$0.00	\$1,700.00
2607	09/24/2019	\$2,098.29	\$0.00	\$0.00	\$0.00	\$0.00	\$0.00	\$2,098.29
2608	10/16/2019	\$3,305.74	\$0.00	\$4,000.00	\$0.00	\$0.00	\$0.00	\$7,305.74
2614	12/27/2019	\$1,000.00	\$0.00	\$0.00	\$0.00	\$0.00	\$0.00	\$1,000.00
2610	11/25/2019	\$2,000.00	\$0.00	\$0.00	\$0.00	\$0.00	\$0.00	\$2,000.00
2609	11/7/2019	\$1,080.00	\$0.00	\$0.00	\$0.00	\$0.00	\$0.00	\$1,080.00
2613	12/26/2019	\$3,492.09	\$0.00	\$0.00	\$0.00	\$0.00	\$0.00	\$3,492.09
2615	12/20/2019	\$6,349.00	\$0.00	\$7,000.00	\$0.00	\$0.00	\$0.00	\$13,349.00
2611	11/26/2019	\$1,223.67	\$0.00	\$2,000.00	\$0.00	\$0.00	\$0.00	\$3,233.67
Total		\$538,801.76	\$0.00	\$18,300.00	\$0.00	\$0.00	\$0.00	\$557,111.76

**Table 6 – Match Contribution for the Federal Fiscal Year**

**HOME MBE/WBE Report**

Program Income – Enter the program amounts for the reporting period				
Balance on hand at beginning of reporting period \$	Amount received during reporting period \$	Total amount expended during reporting period \$	Amount expended for TBRA \$	Balance on hand at end of reporting period \$
\$9,310.17	\$106,096.26	\$87,616.67	\$0.00	\$27,789.76

**Table 7 – Program Income**

<b>Minority Business Enterprises and Women Business Enterprises – Indicate the number and dollar value of contracts for HOME projects completed during the reporting period</b>						
	<b>Total</b>	<b>Minority Business Enterprises</b>				<b>White Non-Hispanic</b>
		<b>Alaskan Native or American Indian</b>	<b>Asian or Pacific Islander</b>	<b>Black Non-Hispanic</b>	<b>Hispanic</b>	
<b>Contracts</b>						
Number	<b>0</b>	0	0	0	0	0
Dollar Amount	<b>\$0.00</b>	\$0.00	\$0.00	\$0.00	\$0.00	\$0.00
<b>Sub-Contracts</b>						
Number	<b>0</b>	0	0	0	0	0
Dollar Amount	<b>\$0.00</b>	\$0.00	\$0.00	\$0.00	\$0.00	\$0.00
	<b>Total</b>	<b>Women Business Enterprises</b>	<b>Male</b>			
<b>Contracts</b>						
Number	<b>0</b>	0	0			
Dollar Amount	<b>\$0.00</b>	\$0.00	\$0.00			
<b>Sub-Contracts</b>						
Number	<b>0</b>	0	0			
Dollar Amount	<b>\$0.00</b>	\$0.00	\$0.00			

**Table 8 - Minority Business and Women Business Enterprises**

**Minority Owners of Rental Property** – Indicate the number of HOME assisted rental property owners and the total amount of HOME funds in these rental properties assisted

	Total	Minority Property Owners				White Non-Hispanic
		Alaskan Native or American Indian	Asian or Pacific Islander	Black Non-Hispanic	Hispanic	
Number	0	0	0	0	0	0
Dollar Amount	\$0.00	\$0.00	\$0.00	\$0.00	\$0.00	\$0.00

**Table 9 – Minority Owners of Rental Property**

**Relocation and Real Property Acquisition** – Indicate the number of persons displaced, the cost of relocation payments, the number of parcels acquired, and the cost of acquisition

Parcels Acquired	0	0				
Businesses Displaced	0	0				
Nonprofit Organizations Displaced	0	0				
Households Temporarily Relocated, not Displaced	0	0				

Households Displaced	Total	Minority Property Enterprises				White Non-Hispanic
		Alaskan Native or American Indian	Asian or Pacific Islander	Black Non-Hispanic	Hispanic	
Number	0	0	0	0	0	0
Cost	\$0.00	\$0.00	\$0.00	\$0.00	\$0.00	\$0.00

**Table 10 – Relocation and Real Property Acquisition**

**CR-20 - Affordable Housing 91.520(b)**

**Evaluation of the jurisdiction's progress in providing affordable housing, including the number and types of families, served, the number of extremely low-income, low-income, moderate-income, and middle-income persons served.**

The table below summarizes housing accomplishments in 2019 compared to the proposed production targets listed in the 2019 Annual Action Plan. Gwinnett County utilized available funding to increase affordable housing options for low- and moderate-income and homeless households.

	<b>One-Year Goal</b>	<b>Actual</b>
Number of Homeless households to be provided affordable housing units	102	100
Number of Non-Homeless households to be provided affordable housing units	23	28
Number of Special-Needs households to be provided affordable housing units	0	0
<b>Total</b>	<b>125</b>	<b>128</b>

**Table 11 – Number of Households**

	<b>One-Year Goal</b>	<b>Actual</b>
Number of households supported through Rental Assistance	100	119
Number of households supported through the Production of New Units	2	2
Number of households supported through Rehab of Existing Units-- GHC (WH), GHC (Pathway), ANDP	6	11
Number of households supported through Acquisition of Existing Units	17	15
<b>Total</b>	<b>125</b>	<b>147</b>

**Table 12 – Number of Households Supported**

**Discuss the difference between goals and outcomes and problems encountered in meeting these goals.**

Gwinnett County met or exceeded its affordable housing goals in all areas except the acquisition of existing units activity carried out under the Homestretch Down-payment Assistance Program. Gwinnett's Homestretch Down-payment assistance program offers potential homebuyers up to \$7,500.00 towards down-payment and closing costs on their

first home. Due to the current increase in home prices, potential homebuyers were not finding move-in ready homes in their price range. The lack of adequate, affordable homes was a significant barrier in 2019 for families looking to purchase homes in Gwinnett County.

**Discuss how these outcomes will impact future annual action plans.**

Gwinnett County will provide additional information on program changes that are currently in development as the County continues to determine the needs of residents in future Action Plans. Subrecipients will be advised to consider market conditions and the availability of rental & permanent affordable housing when proposing annual project beneficiary goals. The Gwinnett Community Development Program will share its funding availability more broadly in the future, making additional contacts with non-profit and private affordable housing developers during its open application cycle. Further analysis of mitigating barriers to affordable rental housing will occur during the FY2020 Housing Needs Assessment, conducted every year before developing the annual action plan.

**Include the number of extremely low-income, low-income, and moderate-income persons served by each activity where information on income by family size is required to determine the eligibility of the activity.**

A total of 187 families were assisted with HOME funded activities, including Down Payment Assistance, Tenant-Based Rental Assistance (TBRA) Program, transitional housing, and home-ownership.

Additionally, CDBG funds were used to assist 20 homeowners in renovating their homes through its Housing Rehabilitation Program. The table below reflects the number of persons served in 2019 with CDBG and HOME funding throughout Gwinnett County.

<b>Number of Households Served</b>	<b>CDBG Actual</b>	<b>HOME Actual</b>
Extremely Low-income	0	103
Low-income	20	84
Moderate-income	0	0
<b>Total</b>	<b>20</b>	<b>187</b>

**Table 13 – Number of Households Served**

## **CR-25 - Homeless and Other Special Needs 91.220(d, e); 91.320(d, e); 91.520(c)**

**Evaluate the jurisdiction's progress in meeting its specific objectives for reducing and ending homelessness through the following:**

### **1. Reaching out to homeless persons (especially unsheltered persons) and assessing their individual needs**

Gwinnett County conducted a Point in Time Count (PIT) and completed surveys of current unsheltered persons in early January 2019. The PIT count revealed that 930 homeless people consisting of 118 unsheltered and 812 sheltered people. These results enable our office to allocate money according to needs, including providing Street Outreach to unsheltered people.

Additionally, Gwinnett County participates in Georgia's Balance of State Continuum of Care (BoS), which is administered by the Georgia Department of Community Affairs (DCA). The BoS is currently working to develop a coordinated assessment system that will allow organizations throughout the BoS to practice the "No Wrong Door Approach" and maximize efficient use of funding.

Gwinnett County requires all ESG subrecipients to participate in a collaborative effort known as the Emergency Assistance Action Team (EAAT). The EAAT meets monthly to help facilitate and maintain partnerships, create opportunities for service providers, share resources, knowledge, and strategies for addressing the needs of Gwinnett's homeless population.

### **Addressing the emergency shelter and transitional housing needs of homeless persons**

The County provides ESG funding for essential services and operations of emergency shelters, including domestic violence shelters and transitional housing facilities. These facilities offer shelter and services to homeless families, single men, women, and survivors of domestic violence. The County also addresses this need by providing vouchers for emergency stays at local hotels or motels. The County supports increasing housing options and self-sufficiency for the homeless and at risk of homelessness by providing support for emergency housing and supportive services for homeless families and individuals, including those recently released from institutions. The County also supports the development of transitional housing to provide families with additional supports to regain stability in the community.

**Helping low-income individuals and families avoid becoming homeless, especially extremely low-income individuals and families and those who are: likely to become**

**homeless after being discharged from publicly funded institutions and systems of care (such as health care facilities, mental health facilities, foster care, and other youth facilities, and corrections programs and institutions); and, receiving assistance from public or private agencies that address housing, health, social services, employment, education, or youth needs**

Gwinnett County manages Emergency Solutions Grant Program (ESG) funds for homeless service providers to coordinate activities that attempt to prevent individuals and families from becoming homeless and help individuals/families regain stability in current housing or permanent housing. ESG program funds were used for homelessness prevention and rapid re-housing activities that included housing relocation, stabilization services, and short term (up to three months) or medium-term (up to 12 months) rental assistance. Homeless service providers - through an extensive collaborative network of services within the County - were equipped to assist families in making the transition to permanent housing and independent living. All agencies used a collaborative intake and assessment process to eliminate duplication of services within the County. The primary service objectives for Gwinnett's ESG homeless service providers in 2019 were:

1. Reducing the length of time individuals and families experience homelessness
2. Facilitating access for homeless individuals and families to affordable housing units
3. Preventing individuals and families who were recently homeless from becoming homeless again

**Helping homeless persons (especially chronically homeless individuals and families, families with children, veterans and their families, and unaccompanied youth) make the transition to permanent housing and independent living, including shortening the period of time that individuals and families experience homelessness, facilitating access for homeless individuals and families to affordable housing units, and preventing individuals and families who were recently homeless from becoming homeless again**

Gwinnett County ESG subrecipients utilize intensive case management to help homeless persons move into independent permanent housing. Obtaining permanent housing for homeless individuals and families will shorten the length of time spent in emergency and transitional shelters. Case managers identify gaps in clients' life, skills, and support networks to better connect them to the appropriate resources (i.e., job skills training, mental health and substance abuse treatment, GED classes, etc.). Additional wraparound services shorten the length of time that individuals and families experience homelessness, increase access to affordable housing units, and reduce chronic homelessness.

## **CR-30 - Public Housing 91.220(h); 91.320(j)**

### **Actions taken to address the needs of public housing**

The Gwinnett Community Development Program continues to work with all three public housing authorities in Gwinnett County (Lawrenceville Housing Authority, Buford Housing Authority, and Norcross Housing Authority) to develop and maintain affordable housing. In 2019, the Lawrenceville Housing Authority (LHA) completed the playground installation for nine public housing communities throughout Gwinnett County that benefited 475 people.

### **Actions taken to encourage public housing residents to become more involved in management and participate in homeownership**

Each year, residents of Gwinnett's public housing authorities (are allowed to provide input during the creation of the annual agency plans and other long-range planning documents for their respective communities. The Housing Authorities offer meeting space and technical assistance to their resident advisory boards as issues are identified. Each resident is required to complete monthly service hours in his or her community or participate in an economic self-sufficiency program.

The Lawrenceville Housing Authority developed supplemental programs through its non-profit subsidiary (Gwinnett Housing Corporation [GHC]) to offer additional affordable housing development options. These program offerings include a transitional rental program that targets homeless residents in Gwinnett County and a first-time homeownership program that is marketed to existing public housing residents to place them into a permanent housing situation. These programs are supported by Gwinnett County HOME and CDBG dollars.

### **Actions taken to assist troubled PHAs**

HUD has not classified any of Gwinnett County's public housing authorities as "troubled"; therefore, Gwinnett County did not use any CDBG, HOME, or ESG funding to assist troubled housing authorities.



## **CR-35 - Other Actions 91.220(j)-(k); 91.320(i)-(j)**

**Actions taken to remove or ameliorate the negative effects of public policies that serve as barriers to affordable housing such as land use controls, tax policies affecting land, zoning ordinances, building codes, fees and charges, growth limitations, and policies affecting the return on residential investment. 91.220 (j); 91.320 (i)**

Affirmatively Furthering Fair Housing Choice is a strategic priority identified in the County's 2015 Analysis of Impediment to Fair Housing Choice (AI). As part of the County's plan to reduce impediments identified in its (AI) document, the Gwinnett County Community Development Program hosted workshops that focused on educating the community on fair housing rights and responsibilities for citizens and stakeholders. These workshops specifically focused on identifying patterns of integration and segregation, racially and ethnically concentrated areas of poverty, disproportionate housing needs, and disparities in access to opportunity. This training allows the County, based on County policy to respond to unintentional, systemic, and incidental barriers that may arise in County policy administration. Additionally, the County promoted the communication and coordination of local governments and affordable housing developers through affordable housing grants. Funding to non-profit developers and partnerships with for-profit developers to construct new affordable housing and renovate rental housing is a top priority for Gwinnett County.

Annual reviews are conducted to ensure continued compliance with the fair housing laws and to assess any inadvertent adverse effects emerging from County public policies. Meetings were held with County departments, including Economic Development and Planning & Development, to discuss the impact of the Affirmatively Furthering Fair Housing Rule regarding disparate impact. Interdepartmental relationships ensure that adverse effects are communicated, analyzed, and addressed.

**Actions were taken to address obstacles to meeting underserved needs. 91.220(k); 91.320(j)**

The primary impediment to meeting underserved needs is the limited resources available to address identified priorities. As defined in the County's 2019 Action Plan, the greatest underserved needs of LMI residents were affordable housing, public services, and infrastructure improvements. CDBG & HOME grant resources were used to shorten the gap between the costs associated with obtaining and managing a household.

**Actions taken to reduce lead-based paint hazards. 91.220(k); 91.320(j)**

Gwinnett County used CDBG funding to support the Homeowner Housing Rehabilitation Program to reduce exposure to lead-based paint for low-moderate income households.

Participation in the program requires an initial home inspection by a contracted HUD-certified inspector. Out of the 20 homes inspected in 2019, 15 required testing for asbestos, of which three homes tested positive. Seven homes required lead testing; however, all of the results were negative.

**Actions taken to reduce the number of poverty-level families. 91.220(k); 91.320(j)**

In 2019, Gwinnett County provided funding to agencies that increased employment opportunities, reduced living costs, and increased job training to reduce the number of poverty-level families. The County's focus is to increase affordable housing units and financial resources for affordable housing development to address the needs of the low-moderate income population. The strategy to reduce poverty in Gwinnett involves the continual support of agencies that provide comprehensive services to poverty-level families. These services include budgeting, credit counseling, comprehensive case management, emergency housing assistance, and medical and dental services. The County continued to fund agencies that administer the Tenant-Based Rental Assistance program that assists poverty-level families with significant barriers in accessing stable housing.

Although no one program or service can drastically reduce the number of residents living in poverty, the accomplishment data shown throughout this document shows significant progress.

**Actions taken to develop institutional structure. 91.220(k); 91.320(j)**

The Gwinnett County Community Development Program office acts as a liaison between the Gwinnett County government and the housing & community development agencies, local public housing authorities, participating cities, state agencies, non-profits, and community-based organizations. The Gwinnett Community Development Program office creates relationships that mutually support the County's obligation to equitable opportunity and community needs. The Gwinnett Community Development Program, administered by W. Frank Newton (WFN), Inc.—a consulting firm that provides the necessary planning, research, implementation, monitoring, and oversight of the County's HUD entitlement funds. This partnership was established in 1986, with both the County and WFN growing more responsive to the County's community development needs. With more than 30 years of collaboration, this partnership has garnered a structural reliance related to compliance and a check and balance between both entities. This collaboration guarantees an efficient use of resources with maximum output in the form of accomplishments.

**Actions taken to enhance coordination between public and private housing and social service agencies. 91.220(k); 91.320(j)**

Gwinnett County encourages all affiliates to collaborate, leverage funds, coordinate, and implement programs whenever possible to ensure vital services reach County residents. In 2019, all ESG subrecipients were required to attend monthly collaborative meetings sponsored by the Gwinnett Coalition for Health and Human Services. These meetings were designed to bring together a wide range of service providers for networking and opportunities to address broad issues that impact Gwinnett's most vulnerable populations. ESG subrecipients are also required to engage in a quarterly conference call with the HMIS consultant to transition homeless data into the ClientTrack system. The Gwinnett Community Development Program office continued to work closely with the Georgia Initiative for Community Housing on the LiveNorcross project. This project will develop permanent housing solutions for impoverished families and help homeless individuals gain access to affordable housing by providing security deposit assistance.

**Identify actions taken to overcome the effects of any impediments identified in the jurisdictions analysis of impediments to fair housing choice. 91.520(a)**

Gwinnett County's 2015 Analysis of Impediments to Fair Housing Choice (AI) identified the following six impediments:

**Impediment #1: A Lack of Affordable Housing Supply**

In 2019, Gwinnett County addressed this impediment by:

- Preserving the County's affordable housing stock by using CDBG funding to rehabilitate 20 homes owned by LMI residents.
- Increasing the production of affordable housing units by using HOME funding for the acquisition, rehabilitation, and disposition of 13 single-family homes,
- Renting 19 transitional homes to 34 families throughout the year
- Providing rental subsidies to six eligible renters.

**Impediment #2: Accessibility and Mobility Issues**

In 2019, Gwinnett County addressed this impediment by adding updates to the County's new 2040 Unified Plan, which includes the Comprehensive Transportation Plan (CTP). The Gwinnett Community Development Program Director is an active participant in the Comprehensive Transportation Plan Stakeholder Committee.

**Impediment #3: Restrictive Zoning Provisions**

In 2019, Gwinnett County addressed this impediment by actively participating in meetings

that discuss the impact of restrictive zoning provisions on the low-moderate income population in the County. The Gwinnett Community Development Program office is actively involved in the process of updating the 2040 Unified Plan.

#### Impediment #4 and #5: Resident Viewpoint on Affordable Housing and Deficiency of Fair Housing Education

In 2019, Gwinnett County addressed this impediment by:

- Implementing a fair housing education and outreach initiative;
- Observing and promoting April 2019 as Fair Housing Month.

The Gwinnett Community Development Program staff continues to serve as the County's fair housing education advocate and liaison through its complaint process outlined in the 2015-2019 Citizen Participation Plan.

#### Impediment #6: Underserved Populations

In 2019, Gwinnett County addressed this impediment by ensuring a significant amount of funding was allocated to programs that serviced special needs and underserved populations in the County. High priority was given to Public Facility and Public Service activities that identified target populations as their sole focus.

#### **CR-40 - Monitoring 91.220 and 91.230**

##### **Describe the standards and procedures used to monitor activities carried out in furtherance of the plan and used to ensure long-term compliance with requirements of the programs involved, including minority business outreach and the comprehensive planning requirements**

Monitoring responsibilities for the County's CDBG, HOME, and ESG programs are carried out by the Gwinnett Community Development Program staff. Each year, a risk analysis is completed on all open activities to evaluate financial capacity, management, planning, and national objectives. Risk analysis scores are averaged to determine which activities require on-site monitoring or a desk audit for federal and local compliance. Program staff inspects for key project components during a site visit to ensure compliance with grant regulations. All new subrecipients and agencies that have not been monitored within the past five years are automatically selected, regardless of their risk analysis score.

Once the program staff completes the risk analysis, on-site monitoring visits are scheduled. Monitoring results letters are issued within 30 days of the on-site visit. Subrecipients are required to respond to any concerns or findings within 30 days of receipt of the results letter.

All concerns or findings must be resolved by the Gwinnett Community Development Program office for the grantee to qualify for funding during the next application cycle.

In 2019, the County monitored 10 of the 149 activities managed throughout the year. The results revealed 0 findings concerning program eligibility and nine concerns for accuracy, client file maintenance, and timeliness.

**Citizen Participation Plan 91.105(d); 91.115(d)**

**Describe the efforts to provide citizens with reasonable notice and an opportunity to comment on performance reports.**

On Wednesday, March 11, 2020, the 2019 CAPER was advertised for public comment in the Gwinnett Daily Post. The GCPD distributed the Public Notice to organizations that serve low-income persons, minorities, or protected classes throughout the County. Our office received public comments from Wednesday, March 11, 2020, through Thursday, March 26, 2020, and held a public hearing on Wednesday, March 18, 2020, at the Gwinnett County Community Development Program Office. At the time of the initial publication, there were no citizen comments to report. Any future comments will be included in the final report submission to HUD.

DRAFT

## CR-45 - CDBG 91.520(c)

### **Specify the nature of and reasons for any changes in the jurisdiction's program objectives and indications of how the jurisdiction would change its programs as a result of its experiences.**

Based on the analysis conducted during the most recent Needs Assessment, the 2015-2019 Consolidated Plan strategic priorities were amended to include Economic Development as a new priority. In the amended 2015-2019 Consolidated Plan strategic priorities, Gwinnett County committed to the following goals:

- 1) Increase Access to Affordable Housing;
- 2) Increase Housing Options for Homeless and At-Risk of Homelessness;
- 3) Reduce Substandard Housing;
- 4) Increase Housing and Supportive Services for Targeted Populations;
- 5) Advance Public Improvements through Neighborhood Public Facilities;
- 6) Increase Access to Public Services Improving upon Suitable Living Environments;
- 7) Support Local Economic Development Activities;
- 8) Affirmatively Further Fair Housing Choice

FFY 2019 funds were awarded based on the amended priorities listed above. CDBG funds were expended on activities that maintained existing affordable housing, provided operating dollars to non-profit organizations (including those supporting Economic Development activities), supported fair housing education programs, and improved public infrastructure. For the remainder of the County's consolidated plan period, the Gwinnett Community Development Program staff will continue conducting annual needs assessments to determine if strategic priorities need to be modified.

### **Does this Jurisdiction have any open Brownfields Economic Development Initiative (BEDI) grants?**

This Jurisdiction does not have any open Brownfields Economic Development Initiative (BEDI) grants.

### **[BEDI grantees] Describe accomplishments and program outcomes during the last year.**

Not Applicable.

**CR-50 - HOME 91.520(d)****Include the results of on-site inspections of affordable rental housing assisted under the program to determine compliance with housing codes and other applicable regulations**

Please list those projects that should have been inspected on-site this program year based upon the schedule in §92.504(d). Indicate which of these were inspected and a summary of issues that were detected during the inspection. For those that were not inspected, please indicate the reason and how you will remedy the situation.

The properties listed below are part of Gwinnett Housing Corporation’s (GHC) Pathways Home Program and are not inspected by the county. The inspections were handled by a third-party that inspects the properties and makes recommendations for repairs. If repairs that were needed, the inspector notified GHC. All properties were inspected at least once in 2019.

Property Address	Date of Inspection	Issues	Date Issues Corrected
107 Davis Mill Court	11/12/2019	No Issues	N/A
1503 Little Creek Drive	5/3/2019	No Issues	N/A
1644 Cove Creek Circle	5/29/2019	No Issues	N/A
1719 Coleville Oak Lane	6/13/2019	No Issues	N/A
314 Lobdale Falls Drive	3/15/2019	No Issues	N/A
3227 -A Delma Court	8/12/2019	No Issues	N/A
3227-B Delma Court	7/8/2019	No Issues	N/A
350 Paden Cove Trail	5/15/2019	No Issues	N/A
4043 Settlers Hill Way	9/10/2019	No Issues	N/A
4045 Buckley Woods Trail	4/22/2019	No Issues	N/A
518 Double Creek Drive	10/1/2019	No Issues	N/A
525 Little Creek Drive	5/15/2019	No Issues	N/A
934 Tree Creek Blvd	4/9/2019	No Issues	N/A
1573 Little Creek Drive	4/26/2019	No Issues	N/A
5230 Repts Trace	11/13/2019	No Issues	N/A
1200 Independence	11/4/2019	No Issues	N/A
341 Parc River Blvd	9/9/2019	No Issues	N/A

**Provide an assessment of the jurisdiction's affirmative marketing actions for HOME units. 92.351(b)**

Complying with 24 CFR Part 92.351, Gwinnett County has adopted an Affirmative Marketing Policy for HOME-assisted housing units. Property information was available and accessible to eligible persons from all racial, ethnic, and gender groups in the housing market area for

units purchased, constructed, or rehabilitated under the HOME Program. Available properties were listed on the First Multiple Listing Service (FMLS) and Georgia Multiple Listing Service (GMLS), advertised on subrecipient websites, and flyers were distributed to solicit buyers for the respective properties. All materials were reviewed and approved by the Community Development Program staff to verify all Equal Housing Opportunity requirements were met.

Gwinnett County will periodically assess the Affirmative Marketing Policy to determine the efficacy and make any necessary corrective actions. The assessment of the Affirmative Marketing Policy occurs annually when the County evaluates housing programs in its Annual Action Plan.

**Refer to IDIS reports to describe the amount and use of program income for projects, including the number of projects and owner and tenant characteristics**

A total of \$87,616.67 in HOME program income was expended in FFY2019 to serve 12 clients under the Homestretch down-payment assistance program. A total of \$40,636.00 was expended in CDBG program income to serve five clients under the Homeowner Housing Rehabilitation Program.

Further details on the receipt and expenditure of program income for 2019 can be found under Section CR-15.

**Describe other actions taken to foster and maintain affordable housing. 91.220(k) (STATES ONLY: Including the coordination of LIHTC with the development of affordable housing). 91.320(j)**

The Gwinnett Community Development Program has several programs aimed at both fostering and maintaining affordable housing. The County has identified the need to address the lack of affordable housing as one of its top priorities. Programs geared towards the maintenance of existing housing stock, keeping low-to-moderate-income families in their homes, acquisition and rehabilitation programs, anti-poverty programming, and programs to improve social service coordination are main priorities. As a result, funding preference was given to the following activities:

- Down-payment assistance to first-time homebuyers;
- Single-Family Homeownership Program Funding for Non-Profit Developers; and
- Single-Family Rental Property Development for a Non-Profit Developer

The County will continue to evaluate current HOME Program activities and will be proactive in funding projects which address the affordable housing needs in Gwinnett County.



**CR-60 - ESG 91.520(g) (ESG Recipients only)**

**ESG Supplement to the CAPER in e-snaps**

**For Paperwork Reduction Act**

**1. Recipient Information—All Recipients Complete**

**Basic Grant Information**

<b>Recipient Name</b>	Gwinnett County
<b>Organizational DUNS Number</b>	057272734
<b>EIN/TIN Number</b>	586000835
<b>Identify the Field Office</b>	Atlanta Field Office
<b>Identify CoC(s) in which the recipient or subrecipient(s) will provide ESG assistance</b>	Balance of State (Georgia)

**ESG Contact Name and Information**

Eryca O. Fambro, Managing Director  
446 West Crogan Street, Suite 275  
Lawrenceville, GA 30046  
Phone: 678.518.6038  
Fax: 678.518.6071  
Email Address: [eryca.fambro@gwinnettcountry.com](mailto:eryca.fambro@gwinnettcountry.com)

**ESG Secondary Contact Name and Information**

Shannon L. Candler, Grants Manager  
75 Langley Drive  
Lawrenceville, GA 30046  
Phone: 770.822.7863  
Email Address: [shannon.candler@gwinnettcountry.com](mailto:shannon.candler@gwinnettcountry.com)

**2. Reporting Period—All Recipients Complete**

January 01, 2019 – December 31, 2019

**3a. Subrecipient Form – Complete one form for each subrecipient**

Subrecipient or Contractor Name	City	State	Zip Code	DUNS Number	Is subrecipient a victim services provider?	Subrecipient Organization Type	ESG Subgrant	Contract Award Amount
Center for Pan Asian Community Services	Duluth	Georgia	30341	883283574	Yes	Non-Profit	Emergency Shelter	\$25,000.00
Norcross Cooperative Ministry	Norcross	Georgia	30071	71493709	No	Non-Profit	Emergency Shelter	\$80,000.00
Partnership Against Domestic Violence	Decatur	Georgia	30044	151024999	Yes	Non-Profit	Emergency Shelter	\$25,000.00
Rainbow Village	Duluth	Georgia	30096	929417954	No	Non-Profit	Emergency Shelter	\$50,000.00
HOPE Atlanta	Atlanta	Georgia	30303	086078748	No	Non-Profit	Homelessness Prevention	\$30,000.00
Norcross Cooperative Ministry	Norcross	Georgia	30071	71493709	No	Non-Profit	Homelessness Prevention	\$85,606.00
The Salvation Army of Gwinnett	Lawrenceville	Georgia	30044	20732326	No	Non-Profit	Emergency Shelter	\$50,000.00
Pathway Community Network	Decatur	Georgia	30030	059261862	No	Non-Profit	HMIS	\$8,000.00
Action Ministries	Atlanta	Georgia	30345	198892125	No	Non-Profit	Rapid Re-Housing	\$75,000.00
The Salvation Army of Gwinnett	Lawrenceville	Georgia	30044	20732326	No	Non-Profit	Rapid Re-Housing	\$18,000.00

## CR-65 - Persons Assisted

### 4. Persons Served

#### 4a. Complete for Homelessness Prevention Activities

Number of Persons in Households	Total
Adults	47
Children	66
Don't Know/Refused/Other	0
Missing Information	0
<b>Total</b>	<b>113</b>

**Table 16 – Household Information for Homeless Prevention Activities**

#### 4b. Complete for Rapid Re-Housing Activities

Number of Persons in Households	Total
Adults	25
Children	35
Don't Know/Refused/Other	0
Missing Information	0
<b>Total</b>	<b>60</b>

**Table 17 – Household Information for Rapid Re-Housing Activities**

#### 4c. Complete for Shelter

Number of Persons in Households	Total
Adults	413
Children	213
Don't Know/Refused/Other	0
Missing Information	0
<b>Total</b>	<b>626</b>

**Table 18 – Shelter Information**

#### 4d. Street Outreach

Number of Persons in Households	Total
Adults	0
Children	0
Don't Know/Refused/Other	0
Missing Information	0
<b>Total</b>	<b>0</b>

Table 19 – Household Information for Street Outreach

#### 4e. Totals for all Persons Served with ESG

Number of Persons in Households	Total
Adults	485
Children	314
Don't Know/Refused/Other	0
Missing Information	0
<b>Total</b>	<b>799</b>

Table 20 – Household Information for Persons Served with ESG

#### 5. Gender—Complete for All Activities

Number of Persons in Households	Total
Male	198
Female	579
Transgender	0
Don't Know/Refused/Other	22
Missing Information	0
<b>Total</b>	<b>799</b>

Table 21 – Gender Information

#### 6. Age—Complete for All Activities

Number of Persons in Households	Total
---------------------------------	-------

Under 18	314
18-24	49
25 and over	436
Don't Know/Refused/Other	0
Missing Information	0
<b>Total</b>	<b>799</b>

**Table 22 – Age Information**

**7. Special Populations Served—Complete for All Activities  
Number of Persons in Households**

<b>Subpopulation</b>	<b>Total</b>	<b>Total Persons Served – Prevention</b>	<b>Total Persons Served – RRH</b>	<b>Total Persons Served in Emergency Shelters</b>
Veterans	13	3	3	7
Victims of Domestic Violence	398	0	0	398
Elderly	3	0	0	3
HIV/AIDS	0	0	0	0
Chronically Homeless	13	0	2	11
<b>Persons with Disabilities:</b>				
Severely Mentally Ill	0	0	0	0
Chronic Substance Abuse	0	0	0	0
Other Disability	75	6	6	63
Total (unduplicated if possible)	502	9	11	482

**Table 23 – Special Population Served**

**CR-70 – ESG 91.520(g) - Assistance Provided and Outcomes**

**8. Shelter Utilization**

Number of New Units – Rehabbed	0
Number of New Units – Conversion	0
Total Number of bed - nights available	65,185
Total Number of bed - nights provided	58,658
Capacity Utilization	89.99%

**Table 24 – Shelter Capacity**

**9. Project Outcomes Data measured under the performance standards developed in consultation with the CoC(s)**

Gwinnett County ESG program policies and procedures align with the Georgia Continuum of Care operating and performance standards. The Gwinnett Community Development Program office works with the ESG subrecipients to develop performance standards to measure the effectiveness of targeting those who need the assistance most. Our focus is to reduce the number of people living on the streets or in emergency shelters, shorten the time people spend homeless, and reduce the housing barriers and stability risk of each participant.

All ESG subrecipients are required to submit their program operating procedures that outline the specific plans for eligibility, admission, and engagement. Collaborative efforts between ESG subrecipients and non-ESG funded community partners have increased

resources available to client stability in permanent housing, further leveraging federal resources for direct client benefit.

Also, Gwinnett County has initiated its HOME First initiative designed to further foster collaboration as we build the necessary infrastructure to support citizens who suffer from issues of poverty and homelessness.

Case Management is provided to all clients who are enrolled in programs funded with Gwinnett County ESG Funds. The case manager, with the client's input, develops case management plans to address barriers to housing stability identified during the intake. The most common interventions are employment referrals, job training, legal resolution, life skills training, and connecting to mainstream resources.

Participants share resources and knowledge and work with us to develop solutions to barriers that impede the facilitation of services to the shared population we serve. With consistent monitoring and technical assistance, the Gwinnett Community Development office ensures that all subrecipients are compliant and meeting the expectations outlined in the ESG Interim Rule.

## CR-75 – Expenditures

### 11. Expenditures

#### 11a. ESG Expenditures for Homelessness Prevention

	Dollar Amount of Expenditures in Program Year		
	2017	2018	2019
Expenditures for Rental Assistance	\$39,161.06	\$12,138.01	\$85,852.44
Expenditures for Housing Relocation and Stabilization Services - Financial Assistance	\$7,579.56	\$2,396.32	\$8,693.92
Expenditures for Housing Relocation & Stabilization Services - Services	\$16,422.38	\$5,192.04	\$14,127.61
Expenditures for Homeless Prevention under the Emergency Shelter Grants Program	\$0.00	\$0.00	\$0.00
<b>Subtotal Homelessness Prevention</b>	<b>\$63,163.00</b>	<b>\$19,726.37</b>	<b>\$108,673.97</b>

**Table 25 – ESG Expenditures for Homelessness Prevention**

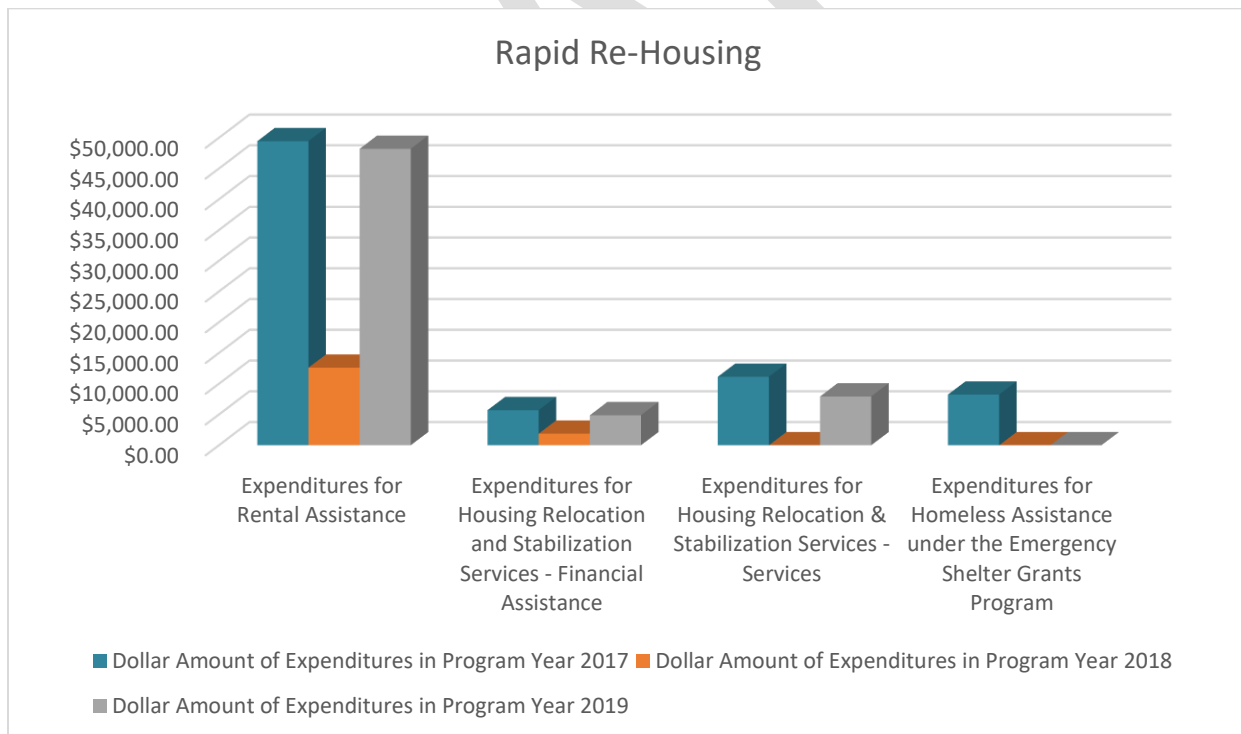




### 11b. ESG Expenditures for Rapid Re-Housing

	Dollar Amount of Expenditures in Program Year		
	2017	2018	2019
Expenditures for Rental Assistance	\$49,443.19	\$12,611.57	\$48,203.94
Expenditures for Housing Relocation and Stabilization Services - Financial Assistance	\$5,704.98	\$1,884.49	\$4,881.41
Expenditures for Housing Relocation & Stabilization Services - Services	\$11,126.63	\$0.00	\$7,932.29
Expenditures for Homeless Assistance under the Emergency Shelter Grants Program	\$8,240.54	\$0.00	\$0.00
<b>Subtotal Rapid Re-Housing</b>	<b>\$74,515.34</b>	<b>\$14,496.06</b>	<b>\$61,017.64</b>

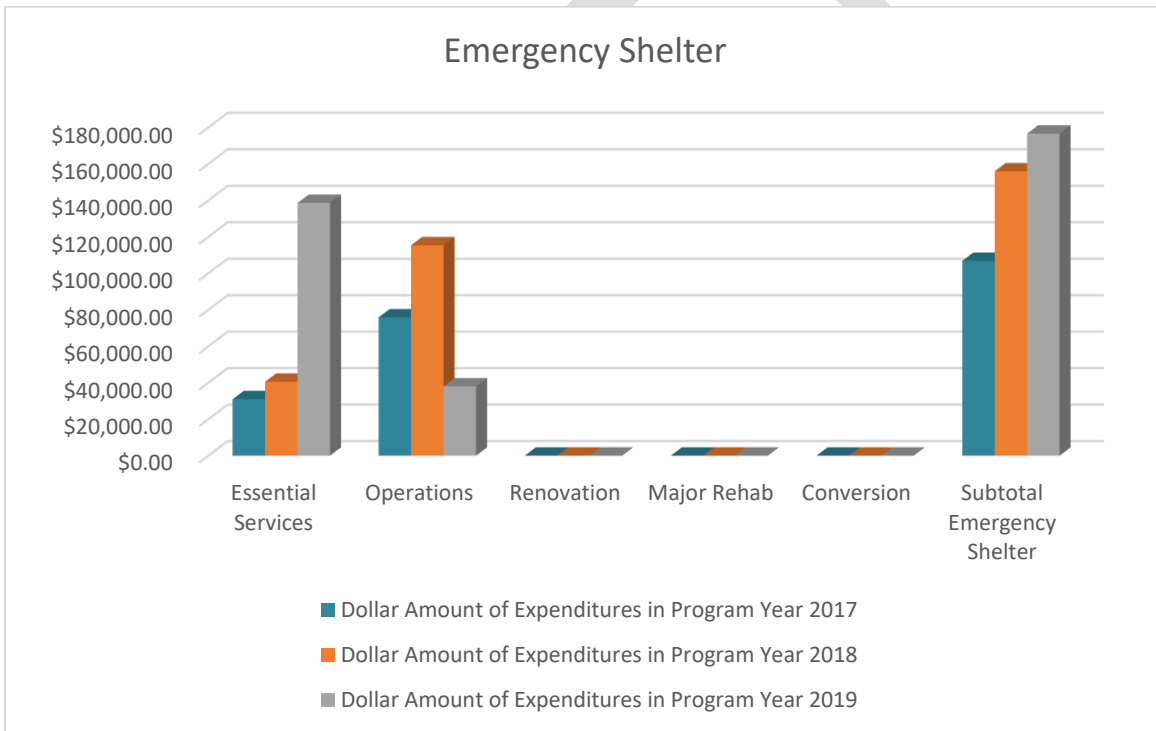
**Table 26 – ESG Expenditures for Rapid Re-Housing**



### 11c. ESG Expenditures for Emergency Shelter

	Dollar Amount of Expenditures in Program Year		
	2017	2018	2019
Essential Services	\$30,990.53	\$40,552.67	\$138,609.73
Operations	\$75,873.37	\$115,419.13	\$38,030.68
Renovation	\$0.00	\$0.00	\$0.00
Major Rehab	\$0.00	\$0.00	\$0.00
Conversion	\$0.00	\$0.00	\$0.00
<b>Subtotal Emergency Shelter</b>	<b>\$106,863.90</b>	<b>\$155,971.80</b>	<b>\$176,640.41</b>

**Table 27 – ESG Expenditures for Emergency Shelter**



#### 11d. Other Grant Expenditures

	Dollar Amount of Expenditures in Program Year		
	2017	2018	2019
Street Outreach	\$0.00	\$0.00	\$0.00
HMIS	\$0.00	\$0.00	\$8,000.00
Administration	\$15,471.06	\$0.00	\$26,919.70

**Table 28 - Other Grant Expenditures**

#### 11e. Total ESG Grant Funds

Total ESG Funds Expended	2017	2018	2019
	\$260,013.30	\$190,194.23	\$381,251.72

**Table 29 - Total ESG Funds Expended**

#### 11f. Match Source

	2017	2018	2019
Other Non-ESG HUD Funds	\$26,514.87	\$36,034.23	\$26,461.60
Other Federal Funds	\$61,315.97	\$111,369.42	\$51,396.35
State Government	\$60,123.22	\$29,816.54	\$30,000.00
Local Government	\$0.00	\$0.00	\$0.00
Private Funds	\$168,534.20	\$79,024.29	\$188,573.07
Other	\$0.00	\$0.00	\$0.00
Fees	\$0.00	\$0.00	\$0.00
Program Income	\$0.00	\$0.00	\$0.00
Total Match Amount	\$316,488.26	\$256,244.34	\$296,431.02

**Table 30 - Other Funds Expended on Eligible ESG Activities**

#### 11g. Total

Total Amount of Funds Expended on ESG Activities Grant + Match	2017	2018	2019
	\$576,501.56	\$446,438.71	\$677,682.74

**Table 31 - Total Amount of Funds Expended on ESG Activities**