

The Adventures of

BLAZE

Gwinnett County's Junior Firefighter



Together we will fight fires, battle smoke,
and complete adventures for you to become a
Gwinnett County Junior Firefighter!

Dear Parents and Guardians:

We are pleased that you and your family are participating in Gwinnett County Fire and Emergency Services' **Bee a Junior Firefighter** program. These activities are a great opportunity for your family to share and discuss safety together and learn more about your neighborhood firefighters. Please keep in mind that you do not have to be a professional firefighter to assist your child in becoming a Junior Firefighter. Your willingness to provide encouragement and help your child is what will make this safety program a success.

Many of the activities required can be completed within your home. Keep in mind that every family's home environment is unique. If you need assistance with a safety activity, please do not hesitate to visit your local fire station. The Gwinnett County Fire and Emergency Services Community Risk Reduction staff is ready to assist you and is committed to furthering your family's adventure in the **Bee a Junior Firefighter** program. Have fun, and let's start learning!

Sincerely,



Chief Bill Myers

Gwinnett County Fire and Emergency Services
Community Risk Reduction Division



Welcome to the Gwinnett County

Bee a Junior Firefighter

Program!

Your tasks:

To become a **Junior Firefighter**, you must complete each adventure in this guide!

You can find clues on page 11 of this guide to help you complete some of the adventures.

Your **five adventures** must be signed off by an adult to demonstrate your readiness.

When you finish your final adventure and post-test, bring your completed adventure booklet to your local fire station for review and checkoff by a firefighter. Gwinnett County Community Risk Reduction will notify you when you can pick up your completion award from the Gwinnett County Fire Marshal along with your *Bee a Junior Firefighter* patch.

Now let's get started on our quest for fire safety!

Hi!

My name is **Blaze the Junior Firefighter Bee!** I need your help as I travel through Gwinnett County on a fire safety quest. Together we will fight fires, battle smoke, and complete adventures for you to become a Gwinnett County Junior Firefighter!



Aventure Guide Contents

How much do you know? Pre-test	Page 2
Adventure One – Bee Informed	Page 3
Adventure Two – Bee Equipped	Page 4
Adventure Three – Bee Aware	Page 5
Adventure Four – Bee Prepared	Page 6
Adventure Five – Bee Trained	Page 7
How much have you learned? Post-test	Page 8
Fire Safe Pledge	Page 8
Adult Evaluation	Page 9
Final review by Gwinnett County Fire and Emergency Services	Page 10
Adventure Clues	Page 11

How much do you know? Pre-test

Complete this test before you start your adventure to test your fire safety knowledge.

Select either **True** or **False** for the following statements:

1. My smoke alarms should be checked every month. True False
2. Putting together a fire escape plan is my entire family's responsibility. True False
3. I should put a list of my emergency contact numbers by every phone. True False
4. It is recommended that the batteries in my smoke alarms be changed twice a year around daylight savings time. True False

Fill in the blanks for the following statements:

5. The chirping sound in my _____ means it is time to change the battery.
6. Poisonous gases created by fire are dangerous if we breathe them in. We should always use the _____ and _____ method during a fire emergency.

**If you don't know the answers to all of the above questions, don't worry!
You will be a fire safety expert after finishing this adventure guide.**

Adventure One

Bee Informed

To be a Junior Firefighter, you need to know how to report an emergency! Use the **Adventure Clues** on page 11 to solve this adventure.



1.

Keep a list of local emergency numbers, including 911, near every _____ in the house.

2.

Never _____ a fire from a burning building.



3.

Wait to answer any questions from the emergency operator _____ hanging up!

4.

Give the name of your _____ and your house number.

5.

When reporting a _____ speak and give your _____.

Firefighter Review: _____

Adventure Two

Bee Equipped

Smoke Alarm Quest!

Begin this adventure by taking an observation walk in your home with an adult. Find smoke alarms in your home and write down where they are.

Where are your home's smoke alarms located?


With an adult's assistance, walk and _____ the number of smoke alarms. Have an adult _____ each one. Remember to _____ them every month, and finally, don't forget to _____ the battery twice a year! One you have tested each smoke alarm, _____ write down what you found.

Find the missing words in the *Adventure Clues* on page 11

What happened when the smoke alarms were tested? Are they working?

A message from Blaze!
Gwinnett County Fire and Emergency Services recommends that you check your smoke alarms each month by pushing the test button and changing out the battery twice a year around daylight savings time.

Now that you have located and tested your alarms, did you and your family need to take any action to make sure your home is safe? If so, what did you do?



We tested smoke alarms on: _____
Date

Adult Initials: _____

Firefighter Review: _____

Adventure Three

Bee Aware

A Safety Story

"Let's check the smoke alarms," Blaze said to his mom. His mom responded, "That's a great idea! We want to make sure they are all working properly in case of a fire."

Blaze followed his mom into the hallway near the _____ where they sleep.

"This is the most important _____ in the house," she said. "It's near the _____, just where Gwinnett County Fire and Emergency Services recommends."

His mom reached up and showed him a small button on the smoke alarm. "This is the _____," she explained. "When I press it, we'll find out if the smoke alarm is working."

She pressed the button and a _____ blasted through the air. Blaze covered his ears. "That's really loud!" Blaze shouted.

"It has to be loud so it will wake us if we are sleeping," said his mom. "We also have smoke alarms on each level of the house to give us extra protection in case of a fire."

Blaze raced to the living room to look for the smoke alarm. "Mom!" yelled Blaze. "The smoke alarm in here sounds like a bird chirping!" His mom went to investigate.

"That _____ noise is a warning, too," she said. "It means that the _____ in this smoke alarm needs to be changed. If we don't put a new _____ in right now, the smoke alarm might not work properly."

Blaze helped his mom get a new battery. He watched her remove the old battery, and replace it with the new one. Then she tested the alarm and put it back up. "Now the smoke alarms are all ready," said his mom. "Blaze? Can you tell me what you should do in case you hear the smoke alarm at night?"

"Sure," said Blaze. "We've talked about our emergency plan. I would get out of the house as fast as I can and meet you outside by the mailbox. Then we should go to the _____ and call _____ from there."

"Great job!" said Blaze's mom. "Now that we know what to do, let's practice our plan."



Find the clues for the missing words in the **Adventure Clues** on page 11.

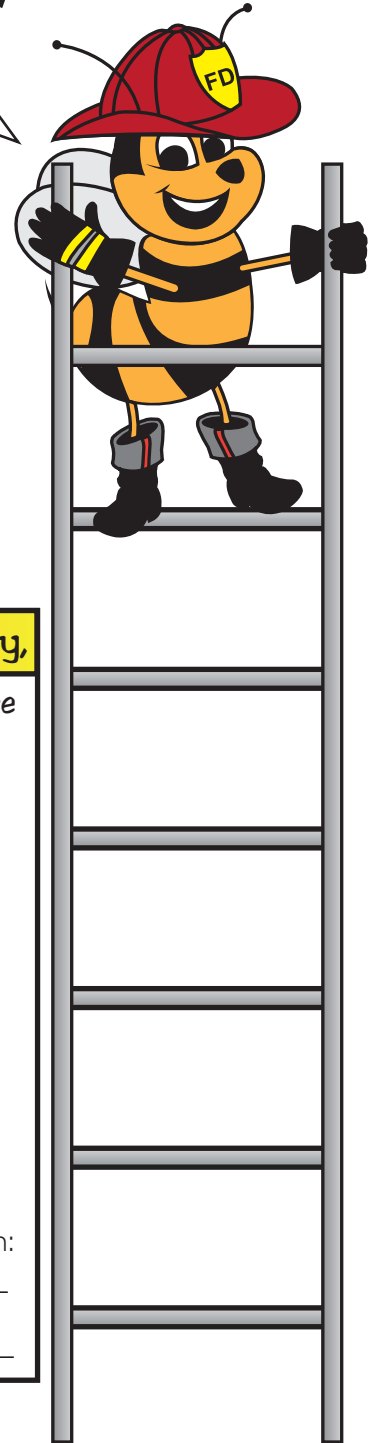
Firefighter Review: _____

Adventure Five

Bee Trained

Your mission as a Junior Firefighter is almost complete. So far, you have prepared yourself and your family against fire, equipped yourself with all of the life saving tools, learned how and what to say when calling 911 in an emergency, discovered where all of your smoke alarms are located, and created an evacuation plan for your family. Now it's time to get the necessary training to put everything in action!

Use the clues from the **Adventure Clues** on **page 11** to fill in the blanks.



An important part of fire safety

is knowing what to do if your clothes catch fire. The best method to use is to _____, _____, and _____.

Now practice with an adult.

We practiced on: _____
Date

Adult Initials: _____

Don't forget to cover your face with both hands.

During a fire emergency,

poisonous gases created by fire are dangerous to breathe. As a Junior Firefighter, you must understand the importance of the _____ and _____ method.

Have an adult observe you practicing this method while performing a family drill.

We practiced on:

_____ Date

Adult Initials: _____

A fire emergency can be a scary situation.

We should never hide or be afraid. As a Junior Firefighter you must remind younger children to not be afraid and practice the _____ go _____ method.

Using your evacuation plan, show an adult how you would practice this method.

We practiced our evacuation plan on: _____ Date

Adult Initials: _____

Firefighter Review: _____

How much did you learn? Post-test

Answer the questions bellow after you have completed all of your adventures.

Select either **True** or **False** for the following statements:

1. My smoke alarms should be checked every month. True False
2. Putting together a fire escape plan is my entire family's responsibility. True False
3. I should put a list of my emergency contact numbers by every phone. True False
4. It is recommended that the batteries in my smoke alarms be changed twice a year around daylight savings time. True False

Fill in the blanks for the following statements:

5. The chirping sound in my _____ means it is time to change the battery.
6. Poisonous gases created by fire are dangerous if we breathe them in. We should always use the _____ and _____ method during a fire emergency.

Firefighter Review: _____

Fire Safe Pledge

As a Junior Firefighter, I, _____, pledge to be fire safe and to do my best to keep myself and my family safe from fire. As a Junior Firefighter, my family and I will check our smoke detectors, change out the batteries as needed, practice our evacuation plan, and teach our friends and community the importance of being fire safe.

Student Signature: _____

Parent/Guardian Signature: _____



Adult Evaluation

Have the adult who helped you with the adventures answer these questions.

1. What did you enjoy most about this program?

2. What did you enjoy least about this program?

3. Was the information provided beneficial to your family?

4. Were the firefighters helpful during your visits to the stations?

5. Please provide any feedback to improve this program:

Junior Firefighter's Information

Junior Firefighter name: _____ Age: _____

Parent/Guardian name: _____ Phone: _____

Address: _____

City: _____ State: _____ Zip code: _____

School: _____

E-mail address: _____

Gwinnett County Fire and Emergency Services will notify you when your certificate and patch are available at your local fire station.

Bee a Junior Firefighter Checklist

For Gwinnett County Fire and Emergency Services' use only

1. Did the Junior Firefighter attempt to complete the pre-test? Y N
2. Are all adventures complete? Y N
3. Is the evacuation plan complete with the date of practice drill listed? Y N
4. Did the Junior Firefighter correctly demonstrate Stop, Drop, and Roll? Y N
5. Did the Junior Firefighter correctly demonstrate crawling low under smoke? Y N
6. In case of an emergency, does the Junior Firefighter know whom to call? Y N
7. Number of correct answers on post-test: _____
8. Did the Junior Firefighter and his or her adult/guardian sign the Fire Safe Pledge? Y N
9. Did the Junior Firefighter's adult/guardian complete the evaluation? Y N

Gwinnett County Fire and Emergency Services approval:

Approved by: _____ Rank: _____

Station/Shift: _____ Date: _____

Attention personnel:

Please remove this page and send it by interoffice mail to Fire headquarters.

Community Risk Reduction – Education

Phone: 678.518.4845 • Fax: 678.518.4851

fireprograms@gwinnettcountry.com

Adventure Clues

Connect the dots and color Blaze in!

Did you know...

In 2010, Gwinnett County Fire and Emergency Services responded to 62,995 emergency calls.

A fire engine carries more than 1,500 feet of hose, which is longer than four football fields.

Gwinnett County has 30 fire stations all over the County.

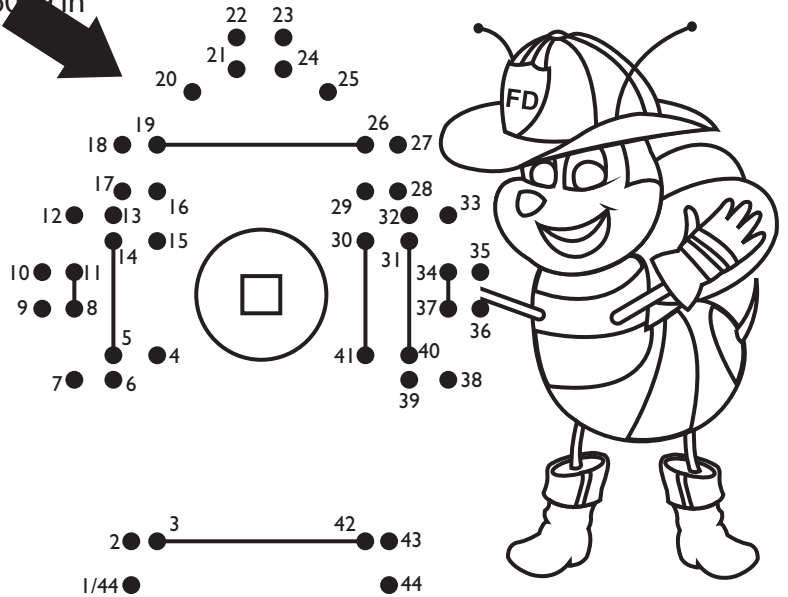
The badge of a firefighter is the Maltese Cross. The Maltese Cross is a symbol of protection and a badge of honor.

According to the National Fire and Protection Association, only 23 percent of Americans have developed and practiced home escape plans.

Benjamin Franklin founded the first American volunteer fire company in Philadelphia in 1736 called the Union Fire Company. It had 30 volunteers.

Clues from Blaze

5.60 in



Activity One: Phone, Before, Name, Report, Fire, Street

Activity Two: Test, Count, Change, Check

Activity Three: Battery, Sleeping Area, Bedrooms, Neighbor's House, Chirping, Test Button, Battery, Loud Beep, 911, Smoke Alarm

Activity Four:

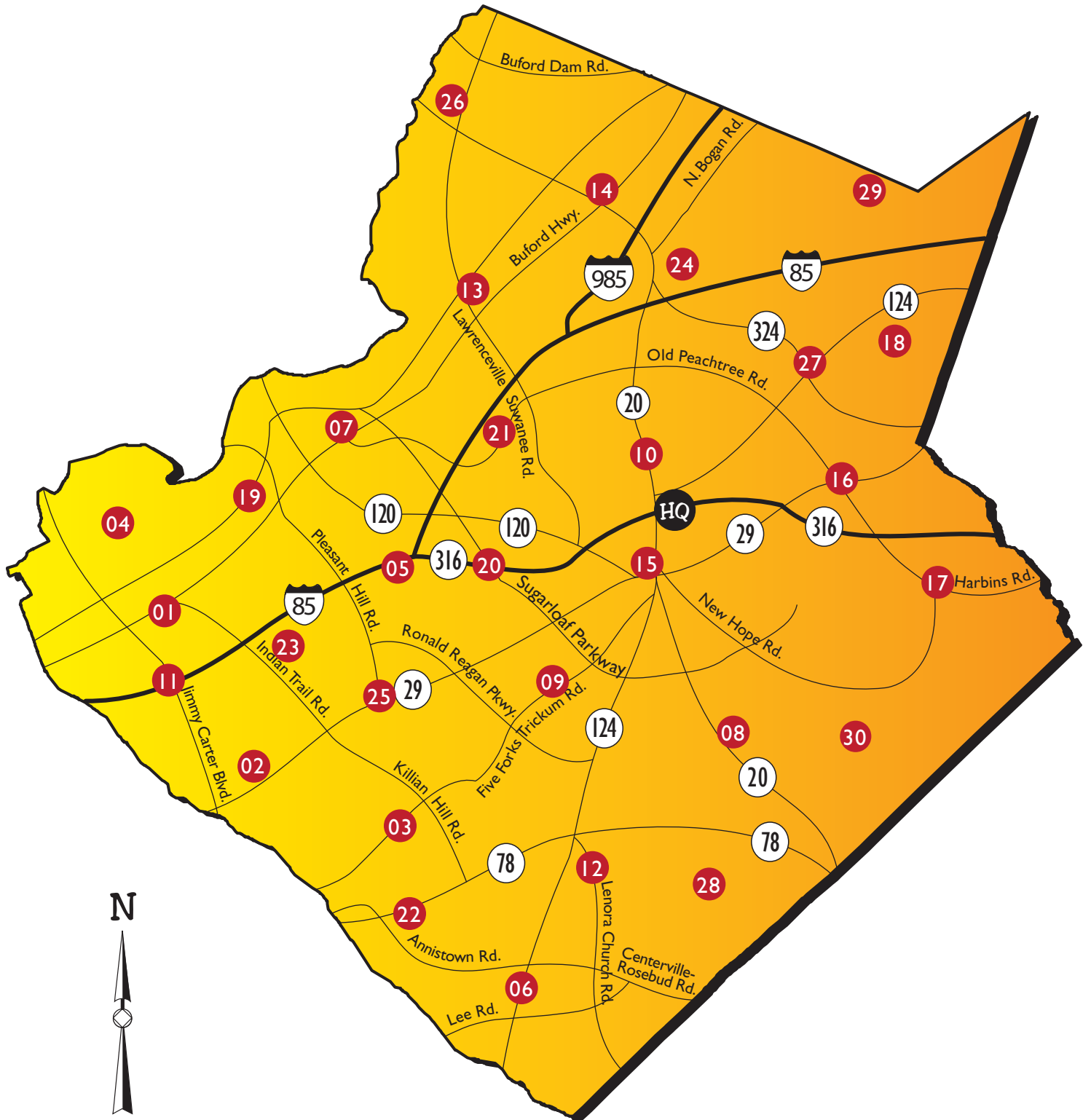
- = Smoke alarm
- = First way out (Red Line)
- = Second way out (Blue Line)
- ✕ = Meeting place
- = Fire extinguisher

Activity Five: Stop, drop, and roll

Don't hide, go outside

Crawl low and go

Now that you have completed the entire adventure book, bring your complete adventure guide to your neighborhood Gwinnett County fire station where you will demonstrate everything you have learned to your local firefighter.



Fire Stations

Fire Headquarters • 408 Hurricane Shoals Road, NE • Lawrenceville, GA 30046

Station 1

165 Lawrenceville Street
Norcross, GA 30071

Station 2

12 Harmony Grove Road
Lilburn, GA 30047

Station 3

4394 Five Forks Trickum Road
Lilburn, GA 30047

Station 4

5550 Spalding Drive
Norcross, GA 30092

Station 5

3001 Old Norcross Road
Duluth, GA 30096

Station 6

3890 Johnson Drive
Snellville, GA 30039

Station 7

3343 Bunten Road
Duluth, GA 30096

Station 8

2295 Brannan Road
Grayson, GA 30017

Station 9

1900 Five Forks Trickum Rd
Lawrenceville, GA 30044

Station 10

642 Russell Road
Lawrenceville, GA 30043

Station 11

5885 Live Oak Pkwy
Norcross, GA 30093

Station 12

2815 Lenora Church Rd
Snellville, GA 30078

Station 13

343 Highway 23
Suwanee, GA 30024

Station 14

1600 Highway 23
Buford, GA 30518

Station 15

275 S. Perry Street
Lawrenceville, GA 30045

Station 16

195 Dacula Road
Dacula, GA 30019

Station 17

2739 Brooks Road
Dacula, GA 30019

Station 18

1515 Mineral Springs Road
Hoschton, GA 30548

Station 19

3275 N. Berkeley Lake Rd. NE
Duluth, GA 30096

Station 20

1801 Cruse Road
Lawrenceville, GA 30044

Station 21

470 Old Peachtree Road
Suwanee, GA 30024

Station 22

2180 Stone Drive
Lilburn, GA 30047

Station 23

4355 Steve Reynolds Blvd. NW
Norcross, GA 30093

Station 24

2735 Mall of Georgia Blvd.
Buford, GA 30519

Station 25

3575 Lawrenceville Highway
Lawrenceville, GA 30044

Station 26

6075 Suwanee Dam Road
Sugar Hill 30518

Station 27

2825 Old Fountain Road
Dacula 30019

Station 28

3725 Rosebud Road
Loganville 30052

Station 29

2800 Thompson Mill Road
Buford GA 30519

Station 30

1052 Ozora Road
Loganville GA 30052



gwinnettcounty
Fire & Emergency Services

678.518.4800
www.gwinnettfire.org