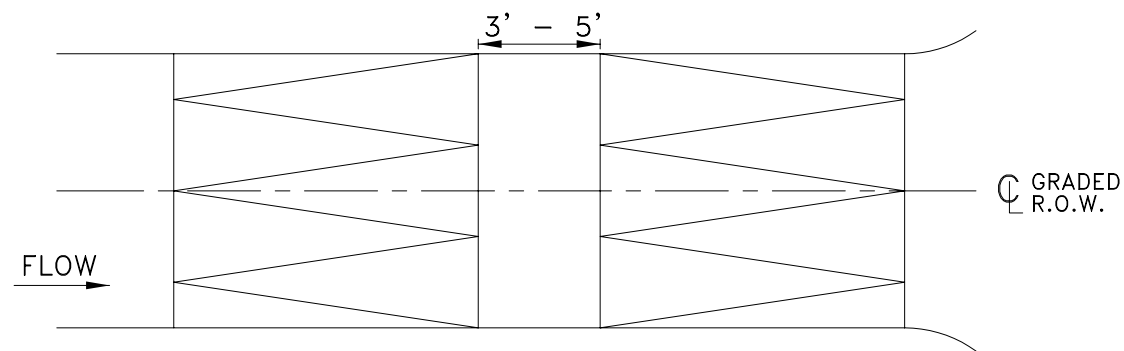
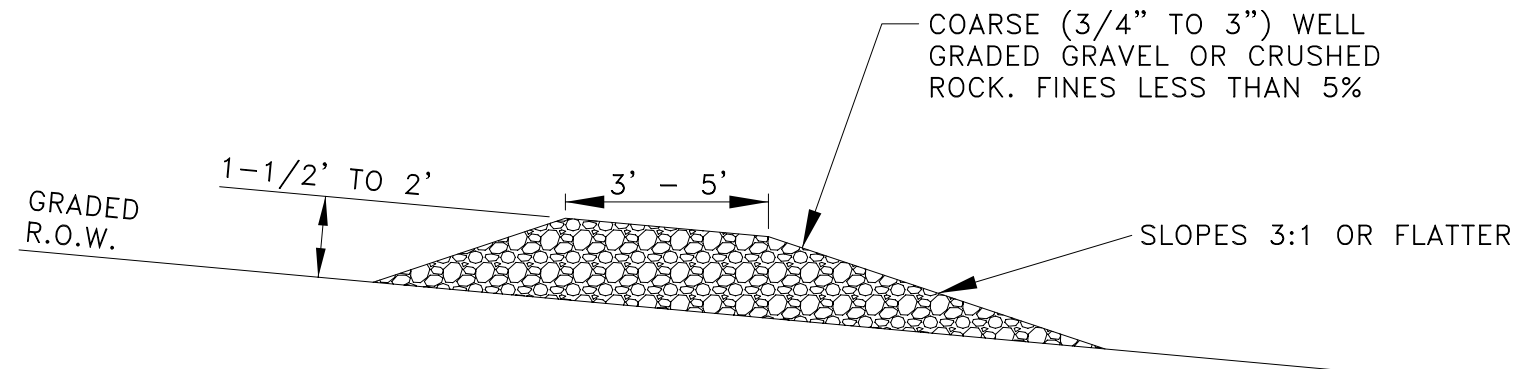


STONE PAD CONSTRUCTION EXIT




PLAN



FILTER BERM

NOTES:

1. CONSTRUCTION PADS ARE REQUIRED. THE LENGTH AND WIDTH OF THE PAD WILL DEPEND ON THE TYPE OF ACTIVITY AND SITE CONDITIONS WHICH WILL BE DETERMINED BY GWINNETT COUNTY IN THE FIELD.
2. A WOVEN GEO-TEXTILE SHALL BE PLACED UNDER THE 6" STONE PAD WHERE CONST. TRAFFIC IS HEAVY, OR EROSION CONTROL MAINTENANCE IS ESSENTIAL.
3. REMOVE TRAPPED SEDIMENT AFTER EACH STORM. CLEAN OR REPLACE FILTER MATERIAL AS NEEDED.



GWINNETT COUNTY
DEPARTMENT OF PLANNING & DEVELOPMENT
STANDARD DRAWING

Stone Pad Construction Exit and Filter Berm

DATE: JANUARY 1988

SHEET: 202