



GWINNETT COUNTY
BOARD OF COMMISSIONERS

75 Langley Drive | Lawrenceville, GA 30046-6935
O: 770.822.7000 | F: 770.822.7097
GwinnettCounty.com

Nicole L. Hendrickson, Chairwoman
Kirkland Dion Carden, District 1
Ben Ku, District 2
Jasper Watkins III, District 3
Marlene M. Fosque, District 4

Official

Informal Briefing Minutes

Tuesday, February 2, 2021 – 10:30 AM

Present: Nicole L. Hendrickson, Kirkland D. Carden, Jasper Watkins III, Marlene M. Fosque
Via Teleconference: Ben Ku

1. Community Services

HomeFirst Gwinnett

Matt Elder, Director of HomeFirst Gwinnett Initiative, provided an overview of programs and services. No official action taken.

HomeFirst
Gwinnett



Matthew Elder,
Director

History

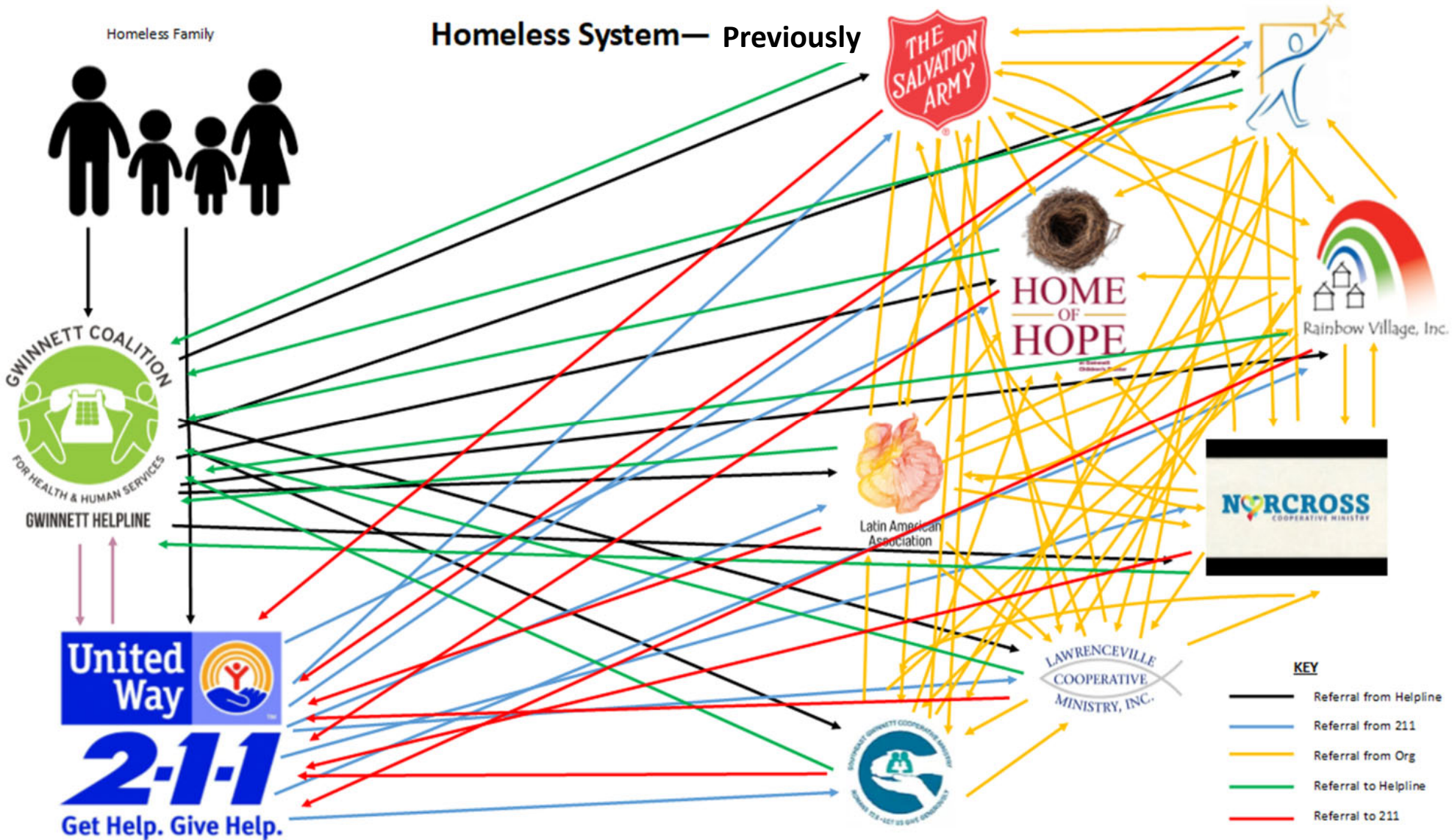


HomeFirst Gwinnett was established in July 2018



Mission: Develop a strategic approach to ending homelessness

Homeless System— Previously



- KEY**
- Referral from Helpline
 - Referral from 211
 - Referral from Org
 - Referral to Helpline
 - Referral to 211

Homeless Family



Homeless System—Coordinated Entry

Assessment Center

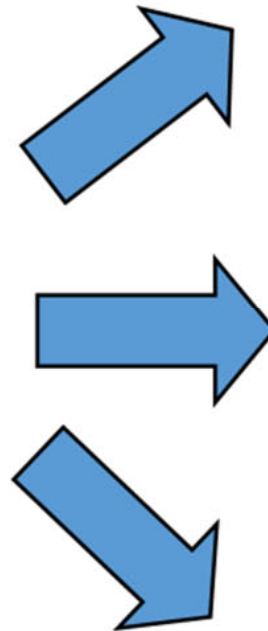


Assessment—What do you need and what do qualify for?

Prioritization—How vulnerable are you?

Direct Referral—Referral to service provider who has availability to serve you right now, not at some point in the future.

Focus on reducing burden for both clients and organizations.



Emergency Shelter



Rental Assistance



Latin American Association



Transitional Housing

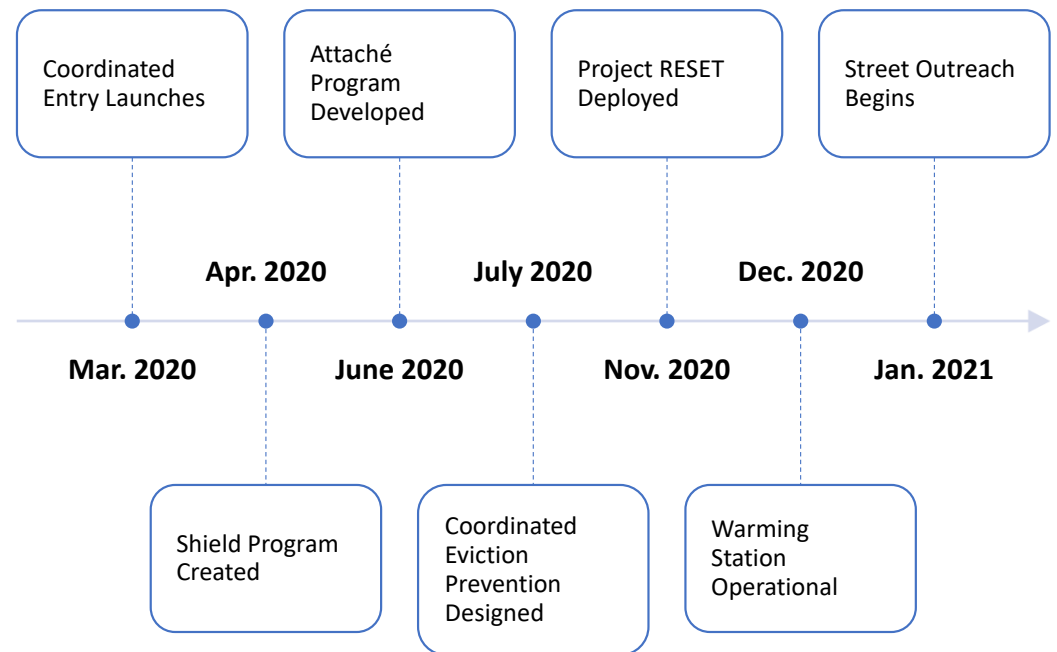


Rainbow Village, Inc.



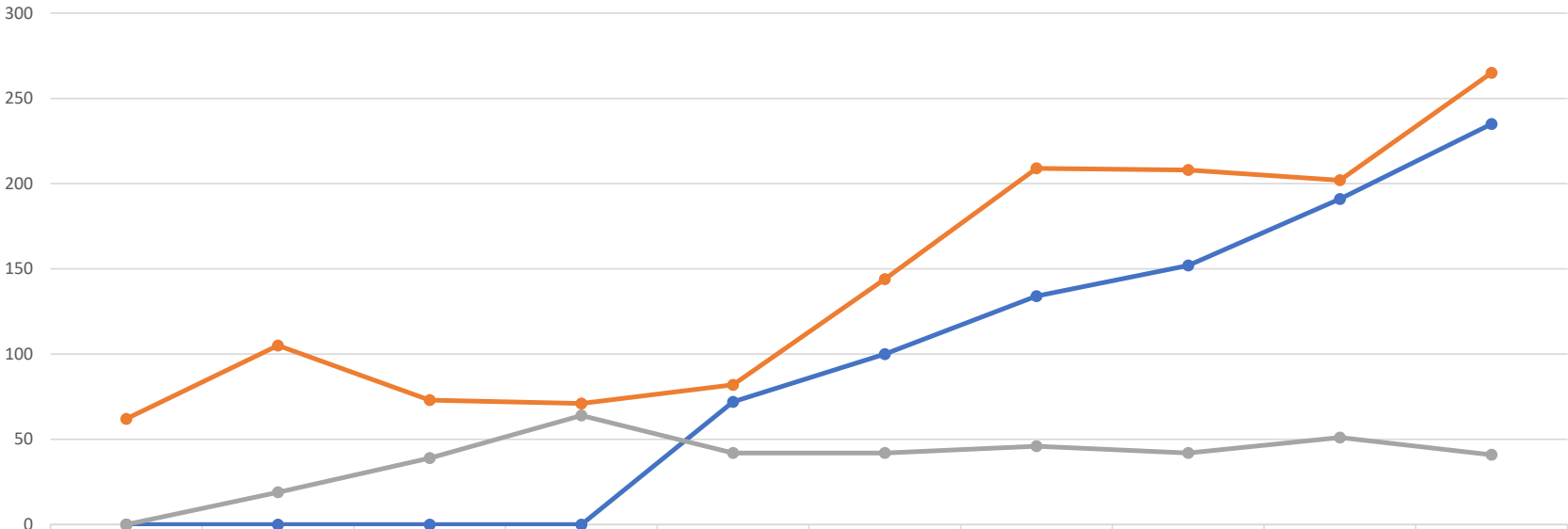
HOME OF HOPE
at Dunwoody Children's Center

COVID-19 Response



Direct Impact on Homelessness

Applications Received By Month



	March	April	May	June	July	August	September	October	November	December
Eviction Prevention	0	0	0	0	72	100	134	152	191	235
Coordinated Entry	62	105	73	71	82	144	209	208	202	265
SHIELD	0	19	39	64	42	42	46	42	51	41

2020 Homeless Services Snapshot

Total Served: 7,389 Individuals



- Shelter – 3,976
- Eviction Prevention – 3,103
- Diversion - 310

Average Age: 39.8 Years Old



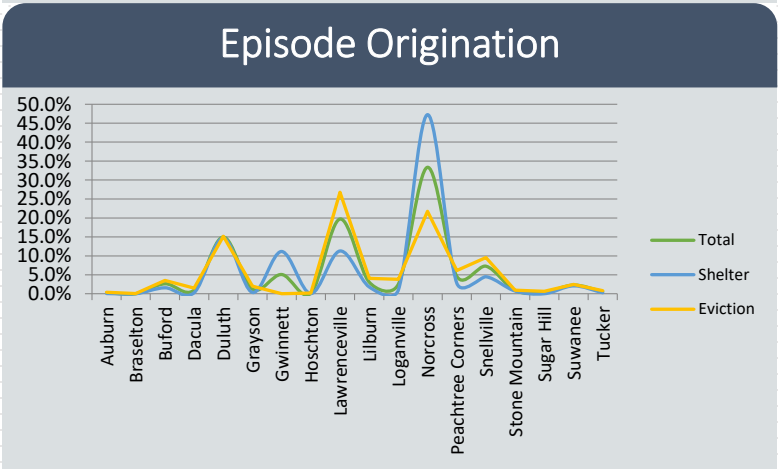
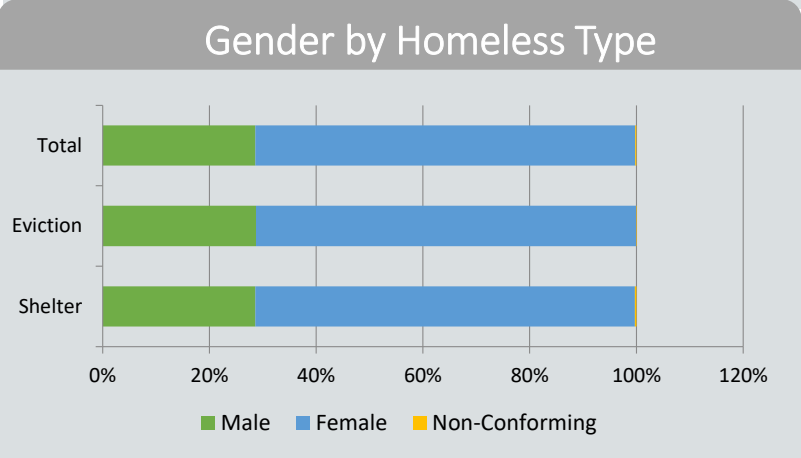
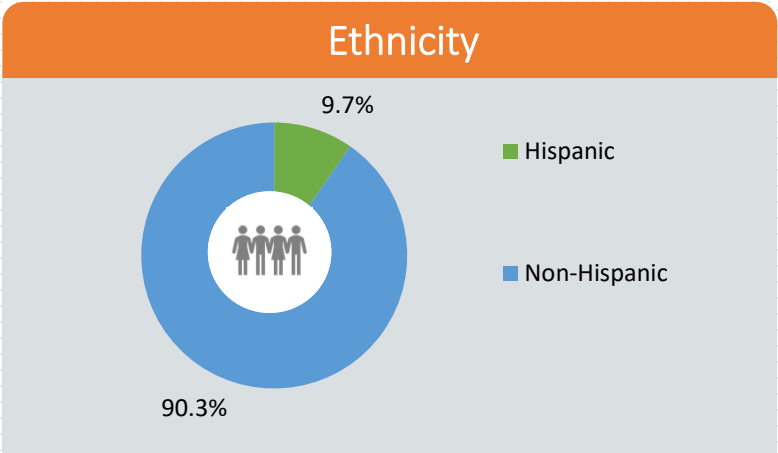
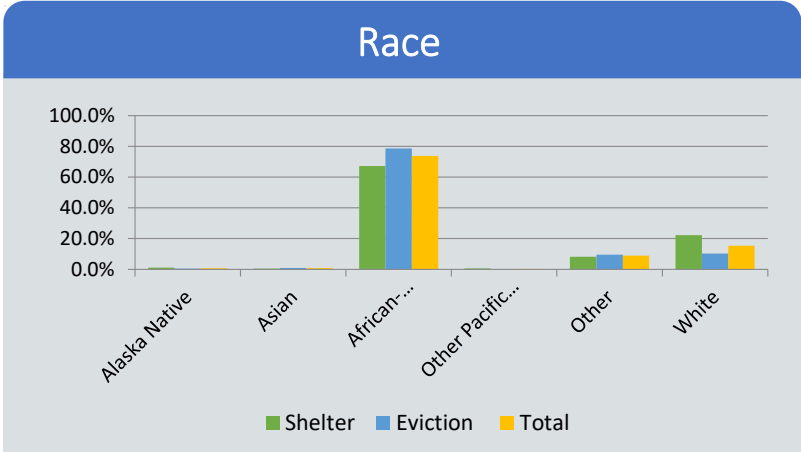
- 18-24 Years Old – 10.2%
- 62+ Years Old – 5.5%

Average Length of Episode: 6.5 Months

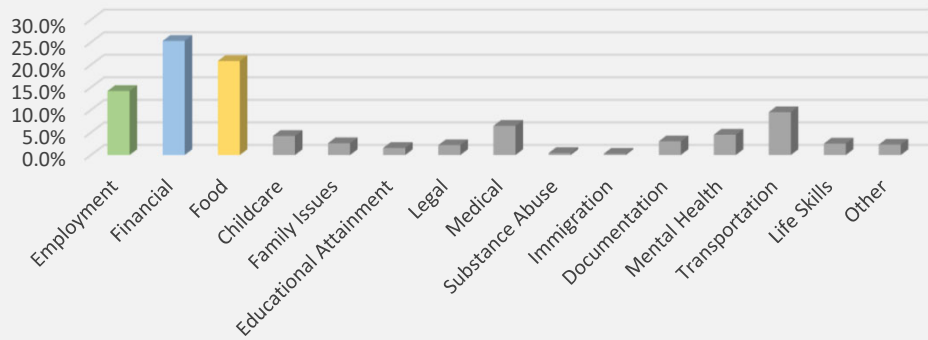


- Extended Stay – 63.8%
- Literally Homeless – 21.0%
- Doubled Up – 4.6%
- Renter Facing Eviction – 10.5%

Homeless Demographics



Other Needs...



- Employment
- Childcare
- Legal
- Immigration
- Transportation
- Financial
- Family Issues
- Medical
- Documentation
- Life Skills
- Food
- Educational Attainment
- Substance Abuse
- Mental Health
- Other

25.3% of applicants identified a need for additional financial assistance beyond just housing.



1 in every 5 applicants needed assistance in finding access to food.



Just under 14% of all applicants stated a need for employment services.



Shelter

Coordinated Entry

- 3,235 People Served
- Referrals to more than 25 different Community Partners

Shield Program

- 741 People Served
- 30 Day Stay with up to 2 Renewal Options

44,875 Total Bed Nights Provided

Episode Origination

- Extended Stay – 63.8%
- Literally Homeless – 21.0%
- Doubled Up – 4.6%
- Renters Facing Eviction – 10.5%

Evictions



Coordinated Eviction Prevention

\$2.5 M in Applications
\$2.0 M Prevented



Project RESET

1,987 Applications = \$8.2 Million in Rental Arrears
21.9% Settlement Rate (\$2.25 Million & \$400K in Savings)



Average Arrears Owed: \$4,000.00

Amount has increased since July 2020



Rent v. Income Imbalance

Housing Wage: \$22.44/hour
Transportation Wage: \$7.42/hour
Combined: \$29.86/hour (\$62,110 Annually)

Diversion

Attaché Program – 76 Households Served

- Rent
- Mortgage
- Utilities
- Car Payments
- Food
- Isolation Housing

Warming Station – 76 Households Served

- Dinner and Breakfast
- Showers
- Hygiene Products
- Access to Homeless Services



2021 Outlook



Expanded Housing Assistance



Street Outreach



NAC Shelter Opens




Affordable Housing Identification

2020 Financial Snapshot



REVENUE: \$1.75
MILLION



EXPENSES: \$1.25
MILLION



MATCH RATIO:
\$0.88:\$1.00



LEVERAGED FUNDS:
\$6.8 MILLION



MATCH + LEVERAGE
RATIO: \$4.25:\$1.00