



Official

Informal Presentation Minutes

Tuesday, July 16, 2024 – 3:00 PM

Present: Nicole L. Hendrickson, Kirkland D. Carden, Ben Ku, Jasper Watkins III, Matthew Holtkamp

1. Financial Services

Grants Briefing

Grants Director Shannon Candler provided an update on the Grants Dashboard, introduced the Gov Grants management system, provided an overview on ARPA finances, and discussed the Gwinnett Nonprofit Capacity Building Grant Program. No official action taken.

Grant Program Updates

Shannon Candler
Grants Director

July 16, 2024



Gwinnett

Agenda

Grants Dashboards

GovGrants – Grants Management Software System

ARPA Financial Overview

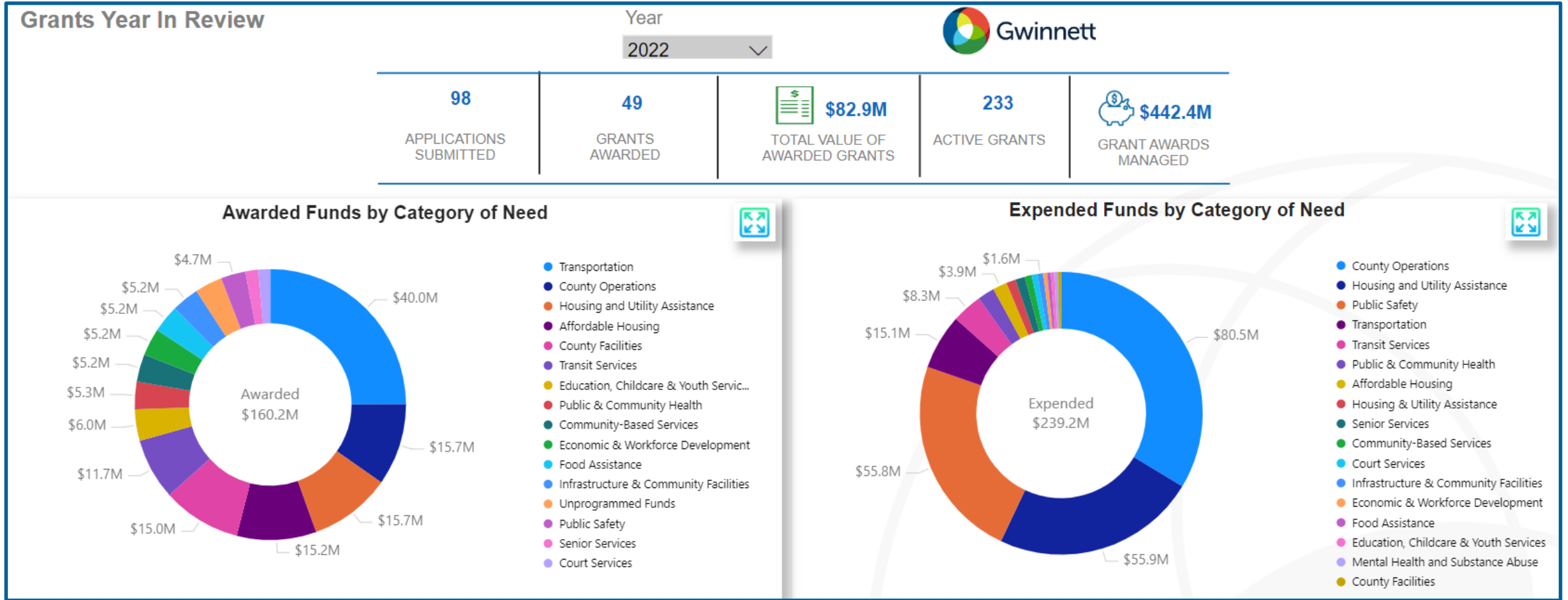
Nonprofit Capacity Building Application Cycle



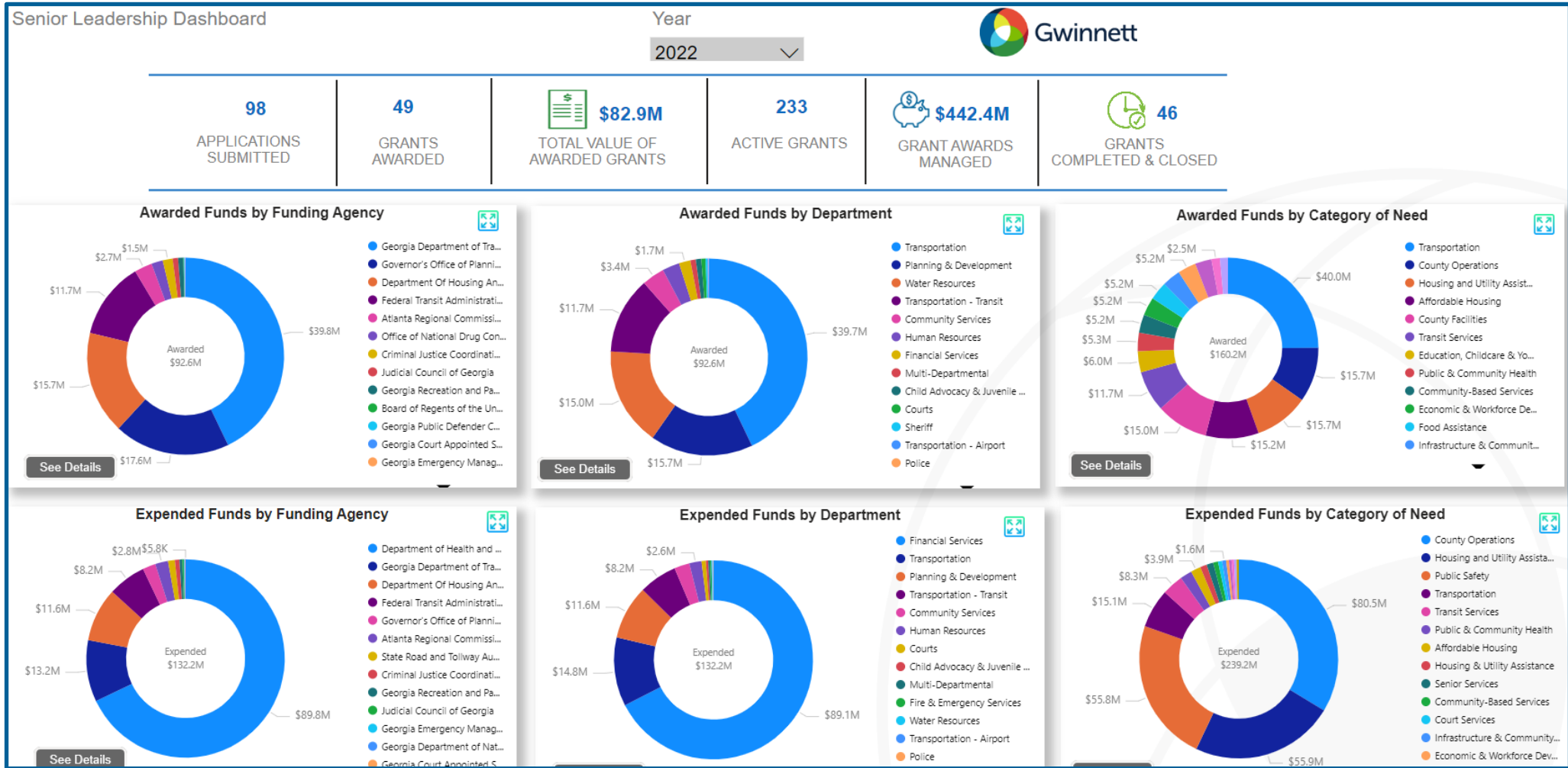
Gwinnett

Grants Dashboards

Grants Dashboards



Grants Dashboards





Gwinnett

GovGrants – Grants Management System

GovGrants – Grants Management System

Grantor (Subrecipient Portal)

- Application Launch, Collection, and Scoring
- Award Issuance
- Post-award Activities

Grantee

- Grant Research
- Application Development and Submission
- Post-award Activities
 - Payments
 - Reporting
 - Monitoring

GovGrants – Grants Management System

GovGrants Enterprise Grants Management System

As a Grantor

Planning | Announcements | Applications | Grants | Monitoring | Closeout

Published Announcements

Showing 1 to 3 of 3 records

#	GovGrants ID	Announcement Name	Type	Internal Organization	Application Due Date	Status	Actions
1	AN-ES25-001	Gwinnett County FFY 2025 ESG NOFA	Competitive	Gwinnett County	07/12/2024	Published	
2	AN-HM25-001	Gwinnett County FFY 2025 HOME NOFA	Competitive	Gwinnett County	07/12/2024	Published	
3	AN-CD25-001	Gwinnett County FFY 2025 CDBG NOFA	Competitive	Gwinnett County	07/12/2024	Published	

Total Records: 3

GovGrants powered by R2D Systems

Gwinnett County Website | Contact Us





Gwinnett

ARPA Financial Overview

ARPA Financial Overview

American Rescue Plan Act (ARPA)

	Allocations	Obligated	Expended	Balance
Grand Total	256,267,408	40,071,129	133,613,925	82,582,353
U.S. Dept. of Treasury	215,311,971	29,679,733	119,677,948	65,954,291
Coronavirus Local Fiscal Recovery Funds	181,855,587	21,865,916	94,035,381	65,954,291
Emergency Rental Assistance Program (ERA 2)	33,356,384	7,813,817	25,542,567	-
Local Assistance and Tribal Consistency Fund	100,000	-	100,000	-
U.S. Dept. of Health & Human Services	2,160,236	-	1,735,610	424,627
Coronavirus Response Funds	1,778,562	-	1,353,935	424,627
Coronavirus Provider Relief Funds	303,542	-	303,542	-
COVID-19 Mitigation in GA Confinement Facilities	78,133	-	78,133	-
U.S. Dept. of Housing & Urban Development	7,593,563	7,239,093	354,470	-
HOME Investments Partnership Program: ARPA	7,593,563	7,239,093	354,470	-
U.S. Dept. of Transportation	4,207,260	796,928	2,910,332	500,000
Federal Transit Administration: ARPA	4,059,260	796,928	2,762,332	500,000
Federal Aviation Administration: ARPA	148,000	-	148,000	-
State of Georgia, Coronavirus Fiscal Recovery Funds	26,994,378	2,355,376	8,935,566	15,703,436
Water & Sewer Infrastructure	15,000,000	945,291	538,149	13,516,560
Judicial Council of Georgia	4,296,491	-	3,764,751	531,741
Public Safety Officers & First Responders Supplement	2,616,650	-	2,616,650	-
Improving Neighborhood Outcomes	2,220,000	1,410,085	789,915	20,000
Public Safety and Community Violence Reduction	1,525,410	-	-	1,525,410
Georgia Recreation and Parks Association	1,252,493	-	1,142,768	109,726
Georgia Public Defense Council	83,333	-	83,333	-

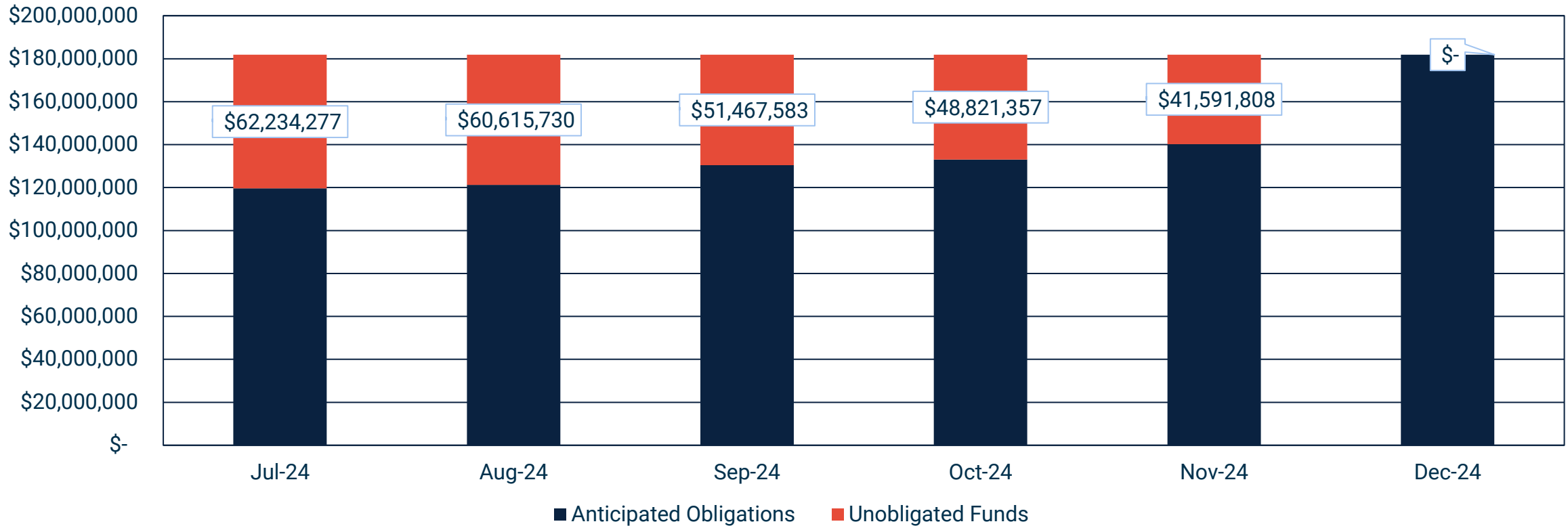
ARPA Financial Overview

American Rescue Plan Act (ARPA) Coronavirus Local Fiscal Recovery Funds

	Allocations	Obligations	Expenditures	Balance
ARPA Funding Category	\$181,855,587	\$ 21,865,916	\$ 94,035,381	\$ 65,954,291
Support Public Health Response	\$ 16,414,528	\$ 735,210	\$ 11,069,157	\$ 4,610,160
Replace Public Sector Revenue Loss	\$ 28,000,000	\$ -	\$ 28,000,000	\$ -
Equity-Focused Services	\$ 6,274,408	\$ 613,375	\$ 5,557,821	\$ 103,212
Address Negative Economic Impacts	\$ 91,437,798	\$ 8,491,691	\$ 28,805,204	\$ 54,140,902
Premium Pay for Essential Workers	\$ 11,424,964	\$ -	\$ 11,306,880	\$ 118,084
Water, Sewer & Stormwater Infrastructure	\$ 10,000,000	\$ 2,289,508	\$ 940,306	\$ 6,770,185
Affordable Housing	\$ 9,733,557	\$ 9,733,557	\$ -	\$ -
Program Administration	\$ 8,570,333	\$ 2,574	\$ 8,356,011	\$ 211,747

ARPA Financial Overview

ARPA Obligation Forecasting





Gwinnett

Nonprofit Capacity Building Application Cycle



Purpose

Increase the effectiveness and strength of local nonprofits to enhance their impact on our community.



Nonprofit Capacity Building Approach

Capital Support

- \$4,550,000



Operational Support

- \$450,000



Capital Support

\$4,550,000

Administration: Grants Management Division

Program Timeline: 12 months

Award Value(s): \$3,000 to \$100,000 (one award per NPO)

Payment Terms: Advance funding upon receipt of PO/Contract for capital purchase.

Reporting Requirements: Impact Reporting

Operational Support

\$450,000

Administration: Grants Management Division & NPO Trainers

Program Timeline: 15 months

Award Value(s): \$40,000 (10 participating NPOs)

Payment Terms: Quarterly installments of \$10,000

Reporting Requirements: Capacity Building Project Report

Approach

- Alignment with the Human Services Strategic Plan





Approach

- Prioritize funding to small nonprofits and grassroots organizations



3 Points

To BIPOC, LGBTQ+, Veteran and other community-led organizations



2 Points

For collaborative work with other local organizations



1 Point

Providing demographic information about staff and board of directors



1 Point

Having a data collection system in place



Who can apply?

Capital Support



- Nonprofits with 12 months of operation
- Demonstrated history of serving Gwinnett residents
- Experienced negative economic impact due to COVID-19
- Active participation in Unite Us

Operational Support



- All requirements under Capital Support*
- Annual operating budget equal to, or less than, \$250,000
- Commitment to participation in all program components

Goals

Increase nonprofit effectiveness

Identify NPOs with limited capacity but impactful results

Enhance organizational capacity

Facilitate nonprofit workshops and technical assistance

Foster sustainability

Encourage collaboration

Nonprofit Capacity Building Timeline

