



April 1, 2026

**ADDENDUM #1
BL011-26**

Purchase of Replacement Mixers for Digesters 1 and 2 at the F. Wayne Hill Water Resources Center

I. Revisions

R1. Please replace the bid schedule with the Revised Bid Schedule attached.

R2. Please revise specifications to include the Supplemental Drawings attached.

R3. Please revise the specification to include Attachment 2: Phase 2 O&M.

II. Questions:

Q1. Can Ovivo be named as an approved manufacturer? Are Ovivo Anaerobic Sludge mixers acceptable?

A1. Requests for approval of an "approved equal" manufacturer will only be evaluated following the Bid opening. Approval of any "or equal" products submitted for consideration will be at the Owner and Engineer's sole discretion. If submitting a bid with an equivalent, please provide all necessary documents for review.

Q2. Please provide drawings of the egg-shaped digestors.

A2. Supplemental Drawings are included in this addendum. Please see Revision R2.

Q3. Please provide the drawings and O&M referenced in the Invitation to Bid.

A3. Attachment 1 – Existing Equipment Drawings can be found in the specifications included with the Invitation to Bid. Supplemental Drawings are included in this addendum. Please see Revision R2. Attachment 2 – Phase 2 O&M is included in this addendum. Please see Revision R3.

Q4. Please confirm if VFD drive or soft started need to be supplied. If yes, please provide electrical drawings and specifications.

A4. Existing mixers do not have VFD drives or soft starters. They are not required to be supplied by project specifications unless specifically required by the bidder's manufacturer.

Q5. Will the digesters be empty and cleaned at the time of replacement? If yes, will there be scaffolding inside as well?

A5. No, the digester will be drained of sludge but not cleaned.

Q6. Section 43 24 13.40 Draft Tube Mixers 2.01.B: Please add WesTech as an approved manufacturer.

A6. Requests for approval of an "approved equal" manufacturer will only be evaluated following the Bid opening. Approval of any "or equal" products submitted for consideration will be at the Owner and Engineer's sole discretion. If submitting a bid with an equivalent, please provide all necessary documents for review.

- Q7. Please provide the attached Specification Section 43 24 13 40 Draft Tube Mixer, Attachment 1 - Existing Equipment Drawings and Attachment 2 – Phase 2 O&M.**
- A7. Attachment 1 – Existing Equipment Drawings can be found in the specifications included with the Invitation to Bid. Attachment 2 – Phase 2 O&M is included in this addendum. Please see Revision R3.
- Q8. Please provide clarification for this project’s timeline.**
- A8. This solicitation is for purchase of Replacement Mixers for Digestors 1 and 2 only. The installation will be completed by the County’s FMS contractor. Any work beyond the purchase of these items may be detailed in future solicitations.
- Q9. Please provide clarification on the number of hard copies to be required. Item 3 and Item 4.6 of the bid schedule list different requirements.**
- A9. Please see Revision R1.
- Q10. Please provide locations for the Specification Section 43 24 13 40 Draft Tube Mixer, Attachment 1 – Existing Equipment Drawings, and Attachment 2 – Phase 2 O&M.**
- A10. Section 43 24 13 40 Draft Tube Mixer and Attachment 1 – Existing Equipment Drawings were distributed on Monday March 2, 2026. They can be viewed on the Gwinnett County Website and the Georgia Procurement Registry. Attachment 2 – Phase 2 O&M is included in this addendum. Please see Revision R3.

This addendum should be signed in the space provided below and returned with your quote. Failure to do so may result in your bid being deemed non-responsive.

Thank you,

Anna West
Purchasing Associate II

Company Name _____

Authorized Representative _____

**FAILURE TO RETURN THIS PAGE AS PART OF YOUR BID DOCUMENT MAY RESULT IN REJECTION
REVISED BID SCHEDULE**

BID ITEM NO.	DESCRIPTION	QTY	MANUF. & NO.	DELIVERY A.R.O	UNIT PRICE	TOTAL PRICE
REPLACEMENT MIXERS						
1	Mixers to include intake section, splash disc, mixer shaft, impeller, thrust and guide bearing housing, motor, motor pedestal, grease pump, grease pump motor, shaft protection sleeve, discharge section, seating ring, coatings, tools and spare parts.	2 EA			\$	\$
2	Submittal preparation, shop drawings and submission	1 LS			\$	\$
2.1	Vendor site visit for submittal preparation: Vendor representative to visit site to field verify and ensure that replacement equipment will match existing installation.	1 DAY			\$	\$
3	Operation and Maintenance Manuals, two hard copies and one electronic copy (in editable PDF).	1 LS			\$	\$
4	Support to Installation Contractor					
4.1	Vendor representative to provide onsite installation assistance services and inspect the final installation, including all travel, accommodation and ancillary expenses etc. One trip of 2 in-person days required per mixer installation. Two trips of two days each (anticipate to occur in 2026).	4 DAYS			\$	\$

COMPANY NAME _____

FAILURE TO RETURN THIS PAGE AS PART OF YOUR BID DOCUMENT MAY RESULT IN REJECTION
REVISED BID SCHEDULE

BID ITEM NO.	DESCRIPTION	QTY	MANUF. & NO.	DELIVERY A.R.O	UNIT PRICE	TOTAL PRICE
4.2	Field and Functional Testing: Vendor representative to balance and supervise a test run/start-up of the equipment, including all travel, accommodation and ancillary expenses etc. Vendor to provide a start-up checklist to be implemented. One trip of 1 in-person day required per mixer. Two trips of one day each (anticipated to occur in 2026).	2 DAYS			\$	\$
4.3	Vendor Training: Representative to provide onsite training to the Owner’s personnel including all travel, accommodation and ancillary expenses etc. and provision of Vendors Certificate of Proper Installation.	1 DAY			\$	\$
4.4	Cost for separate onsite day visit of 8 hours if requested by Owner.	1 DAY			\$	\$
4.5	Cost for separate one day training session if requested by Owner.	1 DAY			\$	\$
4.6	Prepare and submit two hard copies and one electronic copy (in editable PDF) of the operating and training material.	1 LS			\$	\$
TOTAL						\$

Notes:

1. The unit price **MUST** include ALL charges, including but not limited to delivery and field and start up services to a separate installation contractor.
2. If submitting an approved equivalent, please submit product cut sheets or information documents as requested.
3. Reminder to include the Manufacturer/Product Number and the Delivery A.R.O (time to receive the product after receiving the purchase order).

COMPANY NAME _____

FAILURE TO RETURN THIS PAGE AS PART OF YOUR BID DOCUMENT MAY RESULT IN REJECTION

REVISED BID SCHEDULE CONTINUED

The undersigned acknowledges receipt of the following addenda, listed by number and date appearing on each:

Addendum No.	Date	Addendum No.	Date
_____	_____	_____	_____
_____	_____	_____	_____

Certification Of Non-Collusion In Bid Preparation _____
Signature Date

In compliance with the attached specifications, the undersigned acknowledges all requirements outlined in the "Instructions to Vendors" and all documents referred to therein, if this bid is accepted by the Board of Commissioners within ninety (90) days of the date of bid opening, to furnish any or all of the items upon which prices are bid, at the price set opposite each item bid, delivered to the designated point(s) within the time specified in the fee schedule. By submission of this bid, I understand that Gwinnett County uses Electronic Payments for remittance of goods and services. Vendors should select their preferred method of electronic payment upon notice of award. For more information on electronic payments, please refer to the Electronic Payment information in the Instructions to Vendors.

Legal Business Name _____

Address _____

Does your company currently have a location within Gwinnett County? Yes No

Representative Signature _____

Printed Name _____

Telephone Number _____ E-mail address _____

Contact Person (if someone other than the authorized representative listed above)

Telephone Number _____ E-mail address _____

NORTH ADVANCED WATER RECLAMATION FACILITY

CONTRACT 4

GENERAL CONSTRUCTION

GWINNETT COUNTY

DEPARTMENT OF PUBLIC UTILITIES



GWINNETT COUNTY
BOARD OF COMMISSIONERS

F. WAYNE HILL	CHAIRMAN
TOMMY HUGHES	DISTRICT 1
PATTI MUISE	DISTRICT 2
JUDY WATERS	DISTRICT 3
KEVIN KENERLY	DISTRICT 4

GEORGE HECKMAN
DIRECTOR
DEPARTMENT OF PUBLIC UTILITIES

CONFORMED SET

JANUARY 30, 1998

M&E Metcalf & Eddy

Piedmont Olsen Hensley

MA MORELAND ALTABELLI
ASSOCIATES, INC.

DRAWINGS
VOLUME 13 OF 17

RECORD DRAWINGS

DRAWING	DESCRIPTION	DISCIPLINE
SOLIDS TREATMENT		
GENERAL		
40 M-001	GENERAL ARRANGEMENT PLAN	MECHANICAL PROCESS
ANAEROBIC DIGESTERS		
40 S-101	FOUNDATION PLAN	STRUCTURAL
40 S-102	SECTIONS AND DETAILS	STRUCTURAL
40 S-103	SECTIONS	STRUCTURAL
40 M-101	BOTTOM PLAN	MECHANICAL PROCESS
40 M-102	TOP PLAN	MECHANICAL PROCESS
40 M-103	SECTION	MECHANICAL PROCESS
40 M-104	SECTIONS AND DETAILS	MECHANICAL PROCESS
40 E-101	BOTTOM POWER AND LIGHTING PLAN	ELECTRICAL
40 E-102	TOP POWER AND LIGHTING PLAN	ELECTRICAL
40 I-101	DIGESTER 1	INSTRUMENTATION
40 I-102	DIGESTER 2	INSTRUMENTATION
40 I-103	BOILERS 1 AND 2	INSTRUMENTATION
40 I-104	HEAT EXCHANGERS 1 AND 2	INSTRUMENTATION
SOLIDS STORAGE TANK		
40 S-201	FOUNDATION PLAN	STRUCTURAL
40 S-202	TOP PLAN	STRUCTURAL
40 S-203	SECTIONS AND DETAILS	STRUCTURAL
40 S-204	SECTIONS AND DETAILS	STRUCTURAL
40 M-201	BOTTOM PLAN	MECHANICAL PROCESS
40 M-202	DIGESTER GAS PLAN	MECHANICAL PROCESS
40 M-203	SECTIONS 1	MECHANICAL PROCESS
40 M-204	SECTIONS 2	MECHANICAL PROCESS
40 M-205	DETAILS	MECHANICAL PROCESS
40 I-201	SOLIDS STORAGE TANK	INSTRUMENTATION
40 I-202	DIGESTED SLUDGE TRANSFER PUMPS	INSTRUMENTATION
CHEMICAL SOLIDS THICKENER		
40 S-301	FOUNDATION PLAN	STRUCTURAL
40 S-302	SECTIONS AND DETAILS 2	STRUCTURAL
40 S-303	WET WELL TOP PLAN AND SECTIONS	STRUCTURAL
40 S-304	SECTIONS AND DETAILS	STRUCTURAL
40 M-301	PLAN	MECHANICAL PROCESS
40 M-302	SECTIONS AND DETAILS	MECHANICAL PROCESS
40 M-303	DETAILS	MECHANICAL PROCESS
40 E-301	POWER AND LIGHTING PLAN	ELECTRICAL
40 I-301	CHEMICAL THICKENING	INSTRUMENTATION
40 I-302	CHEMICAL SLUDGE TRANSFER PUMPS	INSTRUMENTATION
RESIDUALS GALLERY		
40 A-401	FLOOR PLAN	ARCHITECTURAL
40 A-402	BUILDING SECTIONS	ARCHITECTURAL
40 S-401	FOUNDATION AND FLOOR PLAN 1	STRUCTURAL
40 S-402	FOUNDATION AND FLOOR PLAN 2	STRUCTURAL
40 S-403	ROOF FRAMING PLAN 1	STRUCTURAL
40 S-404	ROOF FRAMING PLAN 2	STRUCTURAL
40 S-405	SECTIONS 1	STRUCTURAL
40 S-406	SECTIONS 2	STRUCTURAL
40 S-407	STAIR TOWER PLANS	STRUCTURAL
40 S-408	STAIR TOWER SECTIONS AND DETAILS	STRUCTURAL
40 S-409	SECTIONS AND DETAILS	STRUCTURAL
40 S-410	SCHEDULES AND DETAILS	STRUCTURAL

DRAWING	DESCRIPTION	DISCIPLINE
RESIDUALS GALLERY (CONTINUED)		
40 M-400	KEY PLAN	MECHANICAL PROCESS
40 M-401	PLAN 1	MECHANICAL PROCESS
40 M-402	PLAN 2	MECHANICAL PROCESS
40 M-403	PLAN 3	MECHANICAL PROCESS
40 M-404	SECTIONS 1	MECHANICAL PROCESS
40 M-405	SECTIONS 2	MECHANICAL PROCESS
40 M-406	SECTION 3	MECHANICAL PROCESS
40 M-407	DETAIL AND SECTION	MECHANICAL PROCESS
40 H-401	PLAN	HVAC
40 P-401	PLAN	PLUMBING
40 E-401	POWER PLAN 1	ELECTRICAL
40 E-402	POWER PLAN 2	ELECTRICAL
40 E-403	POWER PLAN 3	ELECTRICAL
40 E-404	LIGHTING PLAN 1	ELECTRICAL
40 E-405	LIGHTING PLAN 2	ELECTRICAL
40 E-406	BUS DUCT PLAN	ELECTRICAL

RECORD DRAWING

REV NO	DATE	RELEASED BY	DESCRIPTION OF REVISION
4/30/02	MKJ		RECORD DRAWING


DSGN	V. KUREK	10/17/97
DRWN	D. MCAFEE	10/17/97
CHKD	M. JACKSON	10/17/97
APPR		

NAME	DATE
------	------

M&E Metcalf & Eddy

Piedmont Olsen Hensley

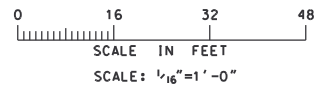
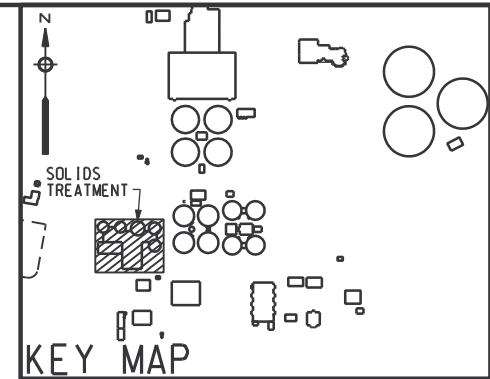
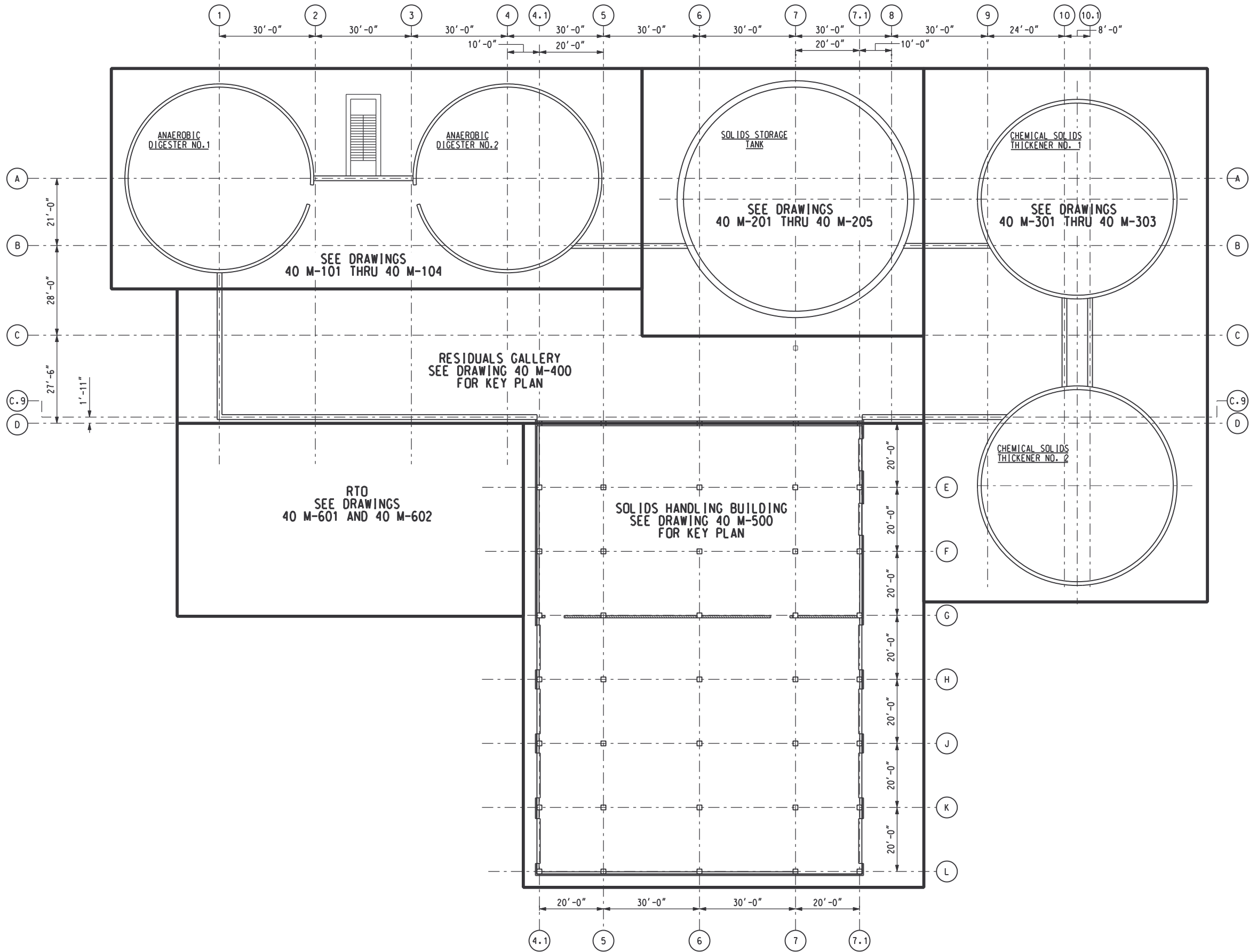
MA MORELAND ALTABELLI ASSOCIATES, INC.



GWINNETT COUNTY, GEORGIA
DEPARTMENT OF PUBLIC UTILITIES
NORTH ADVANCED
WATER RECLAMATION FACILITY
3276 BUFORD DRIVE

SOLIDS TREATMENT
INDEX OF DRAWINGS
VOLUME 13

DATE
4/30/02
DRAWING NUMBER
00 G-213



RECORD DRAWING

REV NO	DATE	RELEASED BY	DESCRIPTION OF REVISION

	NAME	DATE
DSGN	V. KUREK	10/17/97
DRWN	M. NARDELLA	10/17/97
CHKD	N. COOPER	10/17/97
APPR		

M&E Metcalf & Eddy

Piedmont Olsen Hensley

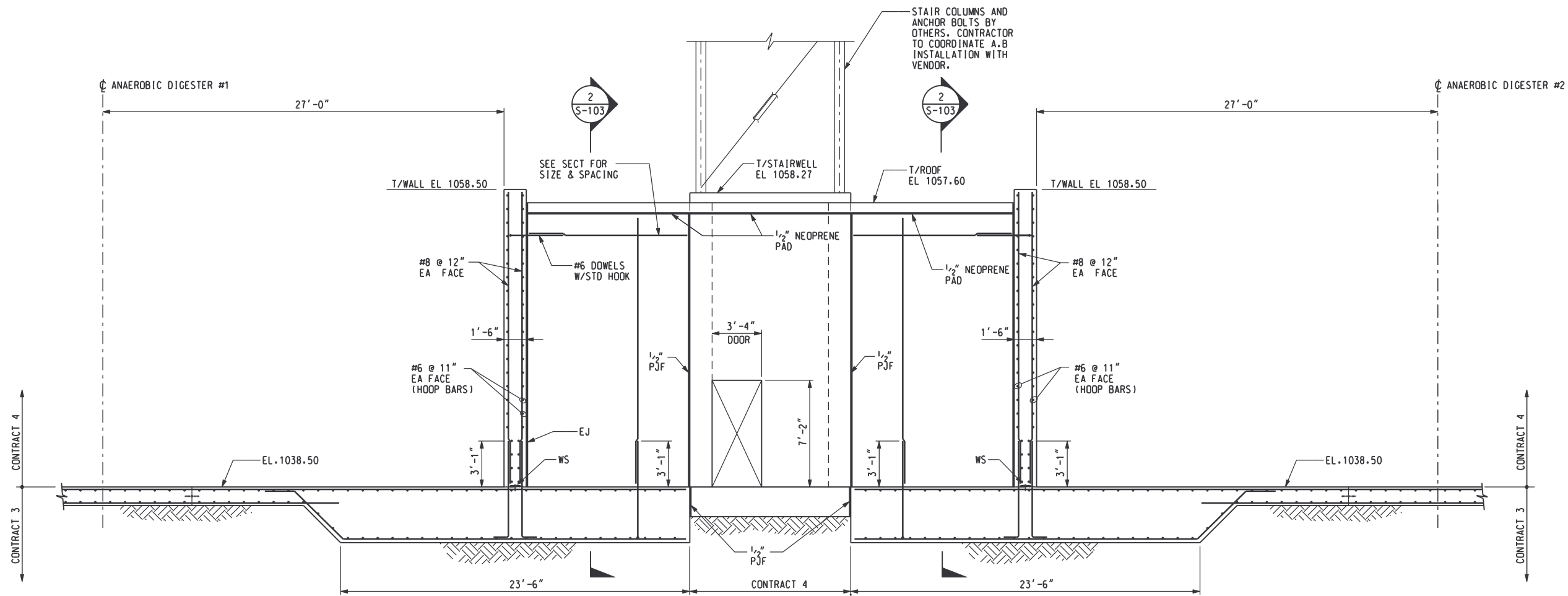
MA MORELAND ALTOBELLI ASSOCIATES, INC.

GWINNETT COUNTY, GEORGIA
 DEPARTMENT OF PUBLIC UTILITIES
 NORTH ADVANCED
 WATER RECLAMATION FACILITY
 3276 BUFORD DRIVE

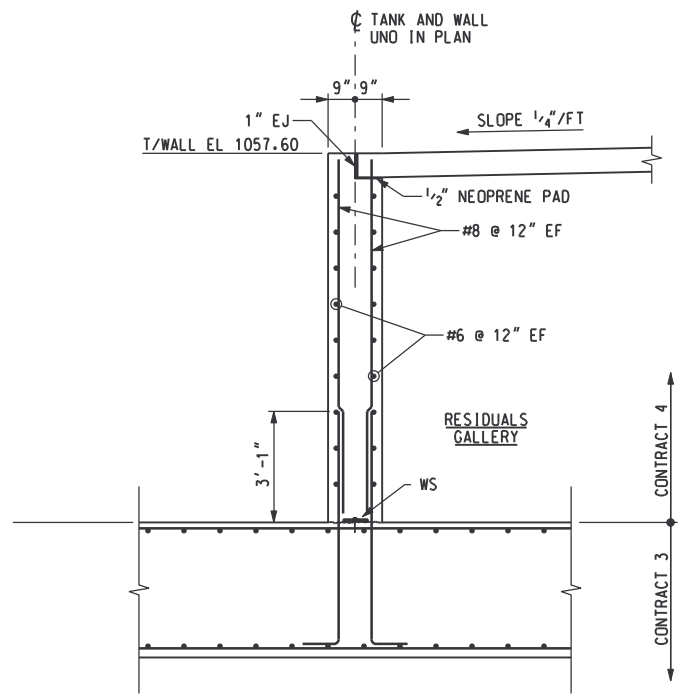
SOLIDS TREATMENT

GENERAL ARRANGEMENT PLAN

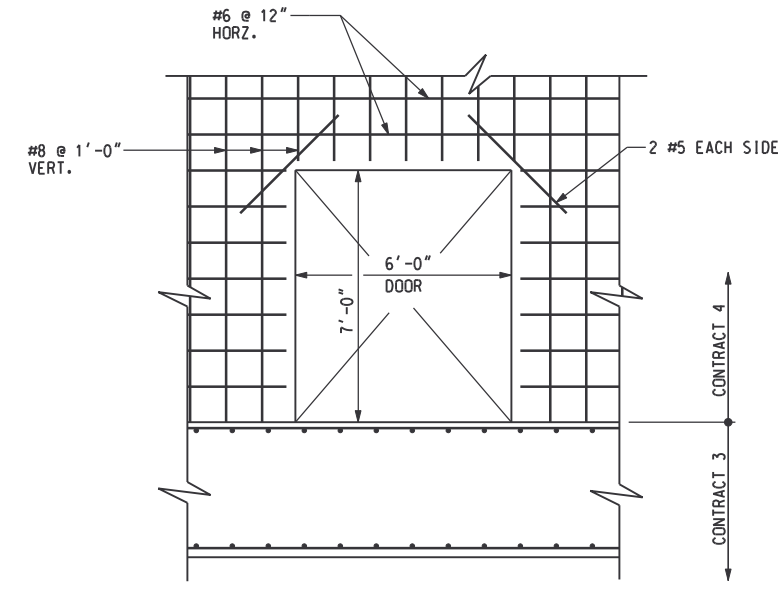
DATE	4/13/00
DRAWING NUMBER	40 M-001
	13-01



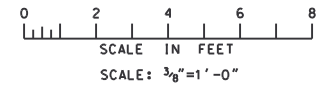
SECTION 2
SCALE: 1/4"=1'-0" S-401 S-403



SECTION 2
SCALE: 3/8"=1'-0" S-103



SECTION 5
SCALE: 3/8"=1'-0" S-401



RECORD DRAWING

DSGN	V. LANGLOIS	10/17/97			
DRWN	J. HOCKER	10/17/97			
CHKD	J. HENDRIX	10/17/97			
APPR		10/17/97			
REV NO	DATE	RELEASED BY	DESCRIPTION OF REVISION	NAME	DATE
4/30/02	4/30/02	MKJ	RECORD DRAWING		

M&E Metcalf & Eddy

Piedmont Olsen Hensley

MA MORELAND ALTOBELLI ASSOCIATES, INC.

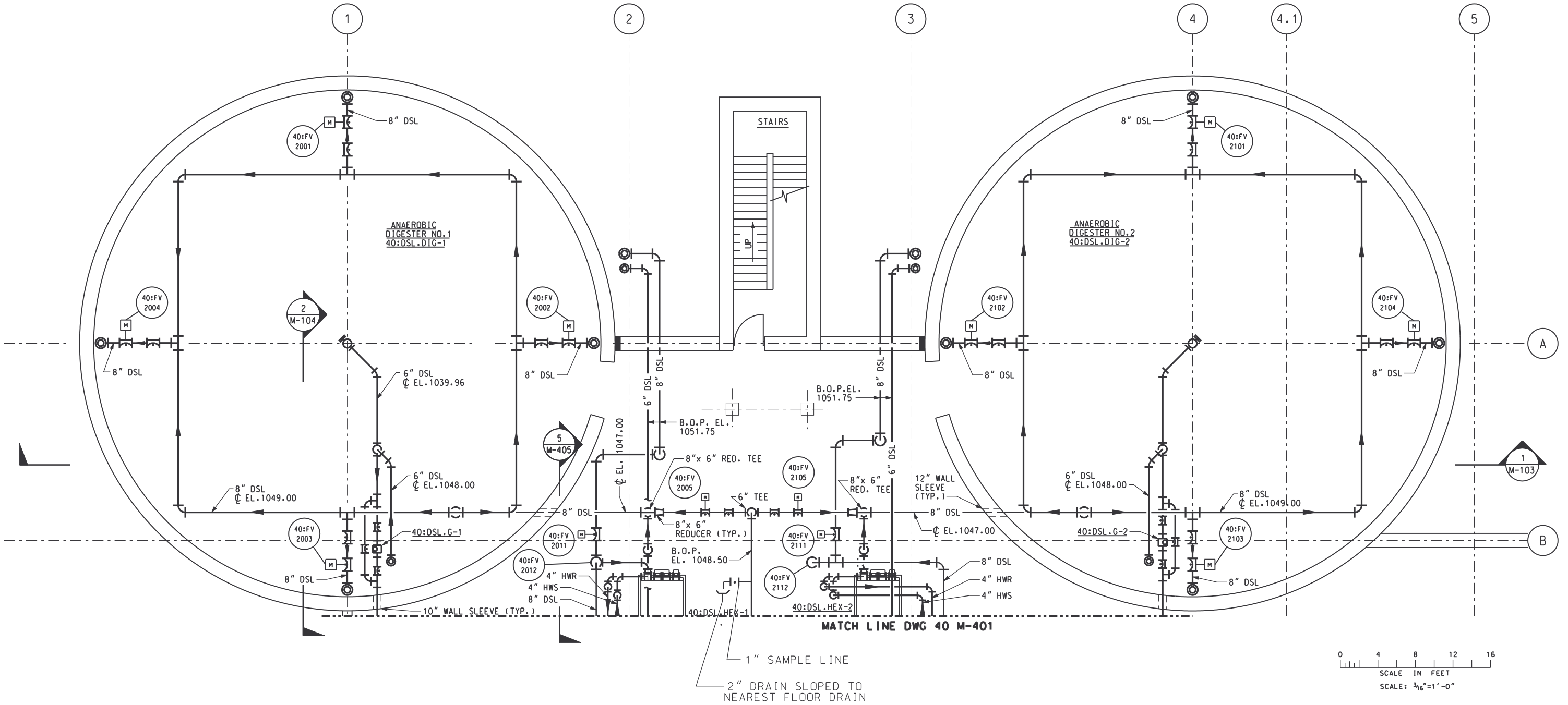
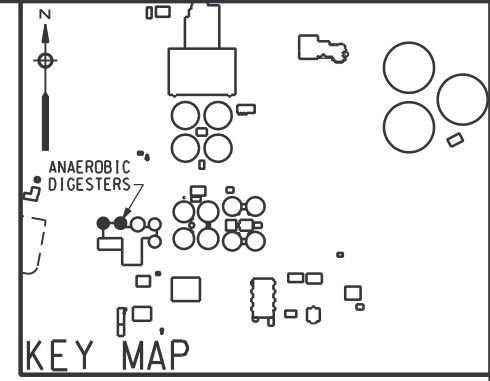
GWINNETT COUNTY, GEORGIA
DEPARTMENT OF PUBLIC UTILITIES
NORTH ADVANCED
WATER RECLAMATION FACILITY
3276 BUFORD DRIVE

SOLIDS TREATMENT

ANAEROBIC DIGESTERS SECTIONS

DATE
4/30/02

DRAWING NUMBER
40 S-103
13-04



RECORD DRAWING

REV NO	DATE	RELEASED BY	DESCRIPTION OF REVISION
4/30/02	4/30/02	MKJ	RECORD DRAWING

M&E Metcalf & Eddy

Piedmont Olsen Hensley

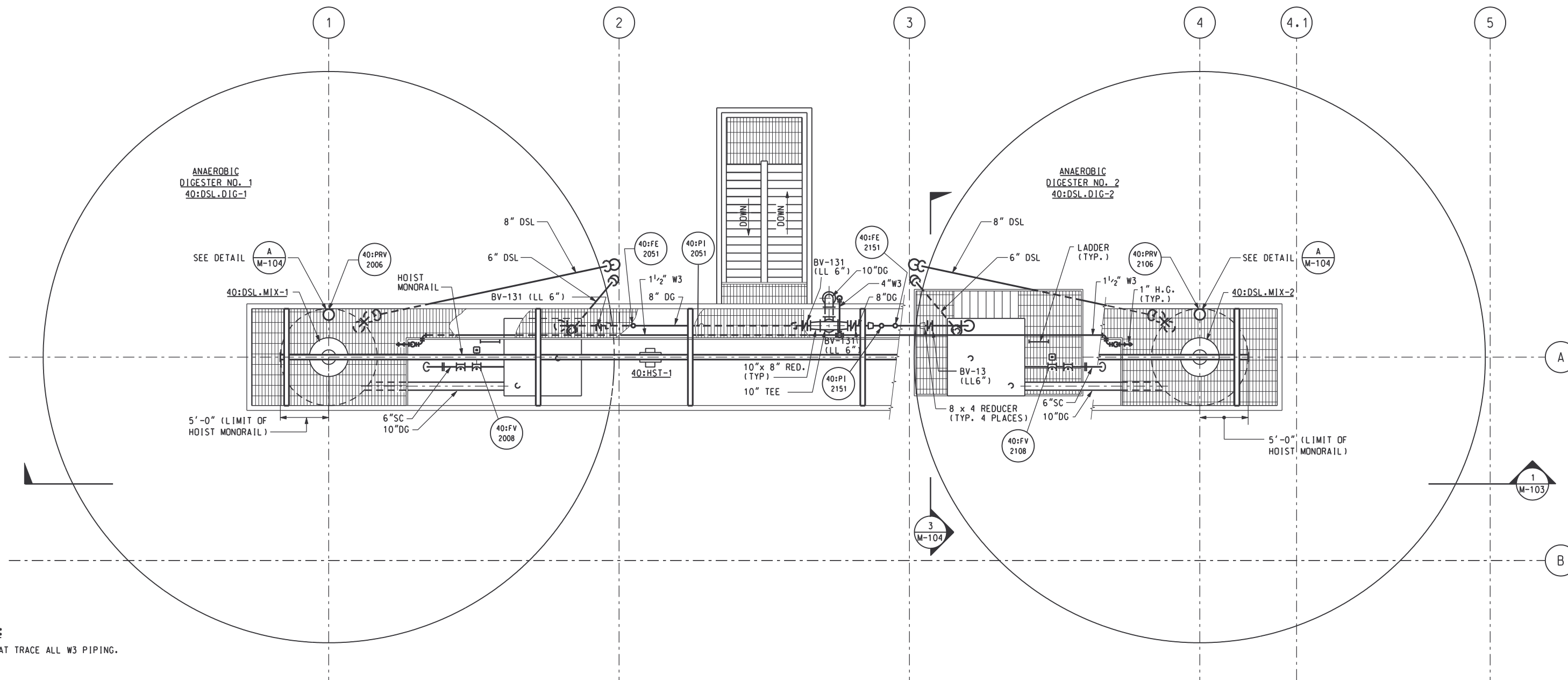
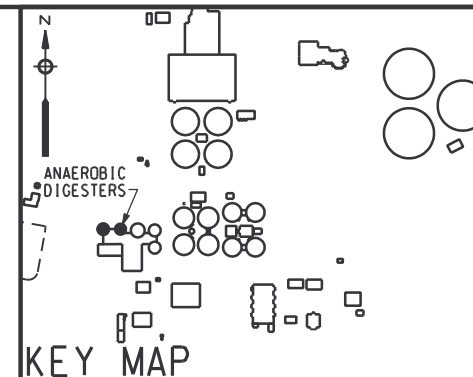
MA MORELAND ALTOBELLI ASSOCIATES, INC.

GWINNETT COUNTY, GEORGIA
 DEPARTMENT OF PUBLIC UTILITIES
 NORTH ADVANCED
 WATER RECLAMATION FACILITY
 3276 BUFORD DRIVE

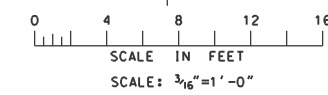
SOLIDS TREATMENT

ANAEROBIC DIGESTERS
 BOTTOM PLAN

DATE	4/13/00
DRAWING NUMBER	40 M-101
	13-05



NOTES:
1. HEAT TRACE ALL W3 PIPING.



RECORD DRAWING

REV NO	DATE	RELEASED BY	DESCRIPTION OF REVISION
4/30/02	4/30/02	MKJ	RECORD DRAWING

DSGN	V. KUREK	10/17/97
DRWN	M. NARDELLA	10/17/97
CHKD	N. COOPER	10/17/97
APPR		

M&E Metcalf & Eddy

Piedmont Olsen Hensley

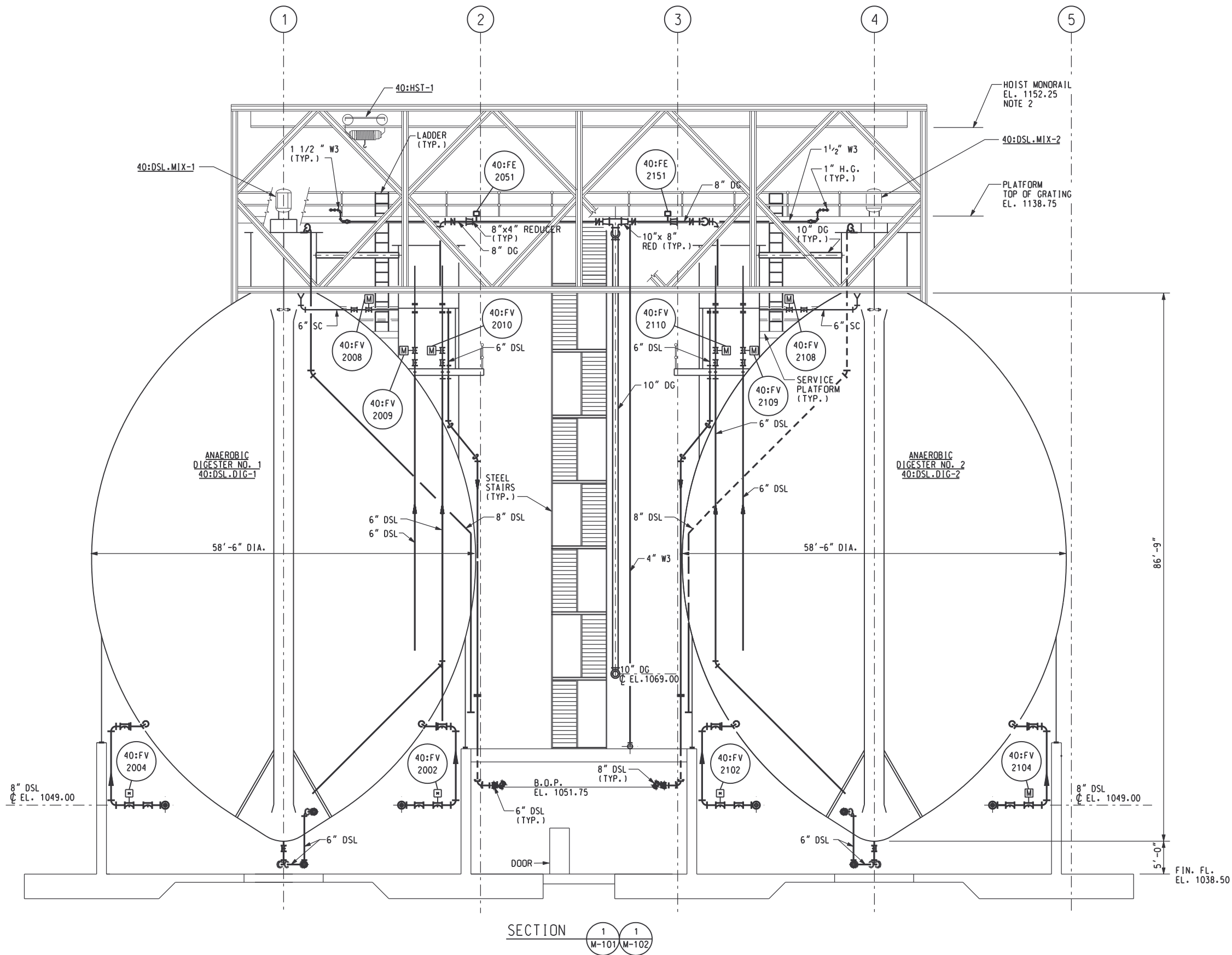
MA MORELAND ALTOBELLI ASSOCIATES, INC.

GWINNETT COUNTY, GEORGIA
DEPARTMENT OF PUBLIC UTILITIES
NORTH ADVANCED
WATER RECLAMATION FACILITY
3276 BUFORD DRIVE

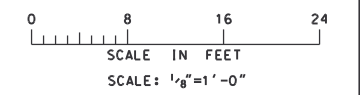
SOLIDS TREATMENT

**ANAEROBIC DIGESTERS
TOP PLAN**

DATE	4/13/00
DRAWING NUMBER	40 M-102
	13-06



- NOTES:**
- DIMENSIONS AND SHAPE SHOWN ARE DIAGRAMMATIC. ACTUAL DIMENSIONS AND SHAPE ARE THE MANUFACTURER'S RESPONSIBILITY.
 - CONTRACTOR SHALL COORDINATE HEIGHT OF MONORAIL AND HOIST PROVIDED WITH MIXER PROVIDED SUCH THAT WHEN HOIST HOOK IS FULLY RAISED, THERE IS 6 INCHES OF CLEARANCE BETWEEN END OF MIXER SHAFT AND TOP OF GRATING.
 - HEAT TRACE ALL EXPOSED W3 PIPING.



RECORD DRAWING

CONF	M.K.JACKSON	1/30/98
DSGN	V. KUREK	10/17/97
DRWN	R. LONG	10/17/97
CHKD	N. COOPER	10/17/97
APPR		
REV NO	DATE	RELEASED BY
4/30/02	MKJ	RECORD DRAWING
DESCRIPTION OF REVISION		
	NAME	DATE

M&E Metcalf & Eddy

Piedmont Olsen Hensley

MA MORELAND ALTOBELLI ASSOCIATES, INC.

GWINNETT COUNTY, GEORGIA
 DEPARTMENT OF PUBLIC UTILITIES
 NORTH ADVANCED
 WATER RECLAMATION FACILITY
 3276 BUFORD DRIVE

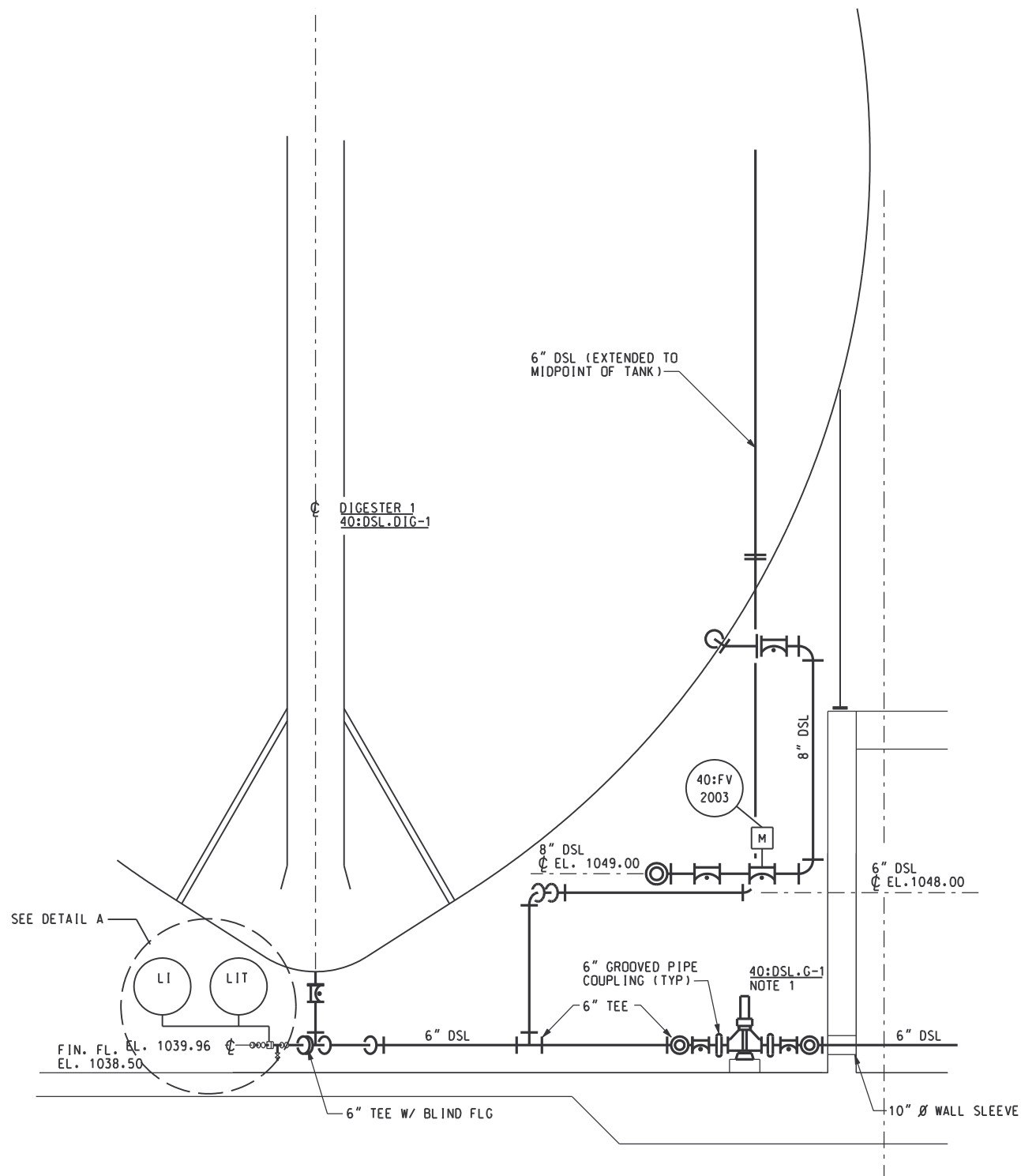
SOLIDS TREATMENT

ANAEROBIC DIGESTERS SECTION

DATE
4/30/02

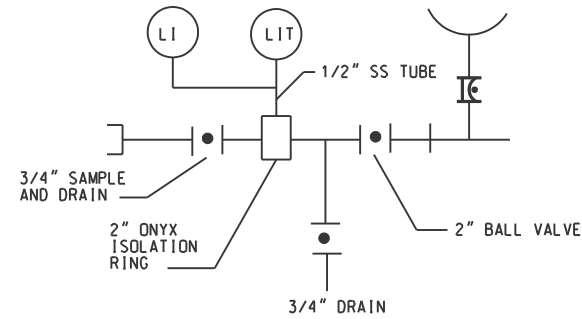
DRAWING NUMBER
40 M-103

13-07

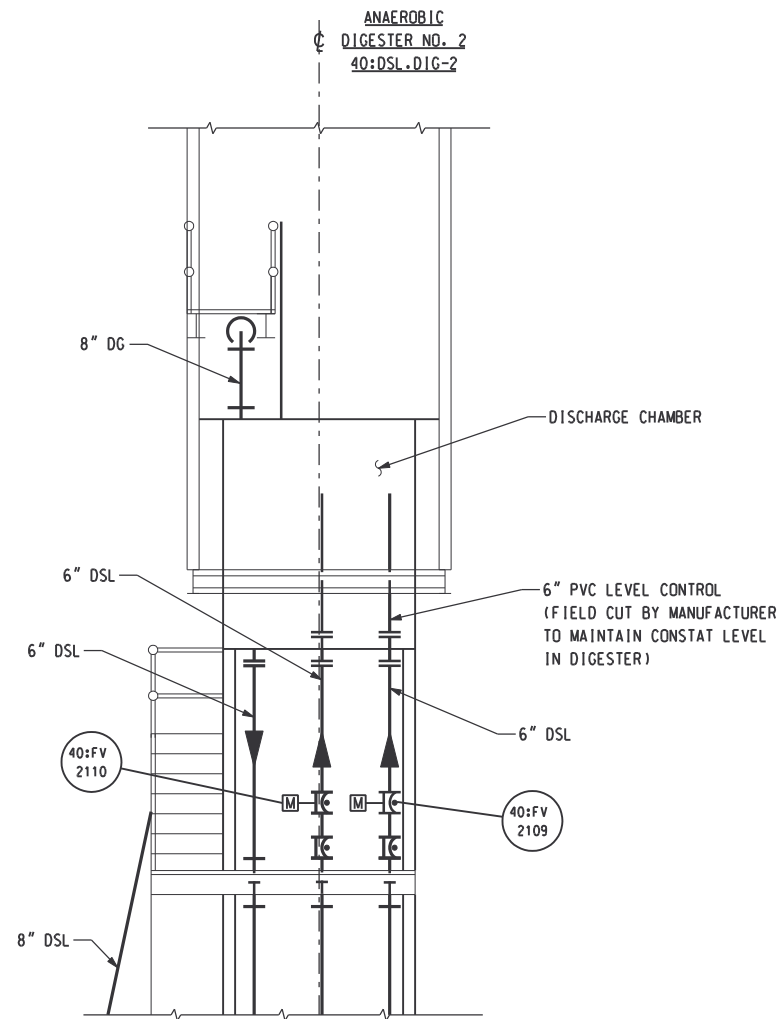


SECTION 2
SCALE: 1/4" = 1'-0" M-101

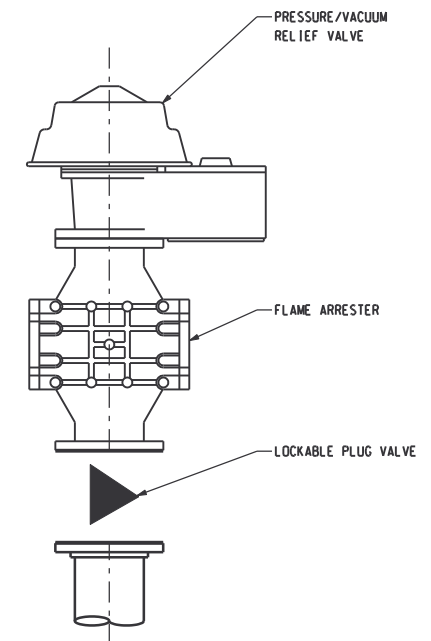
NOTES:
1. BYPASS PINCH VALVE NOT SHOWN FOR CLARITY.



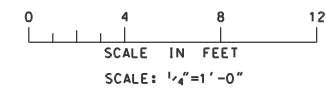
DETAIL A
TYPICAL FOR EACH DIGESTER



SECTION 3
SCALE: NTS M-102



DETAIL A
SCALE: NTS M-102 M-202



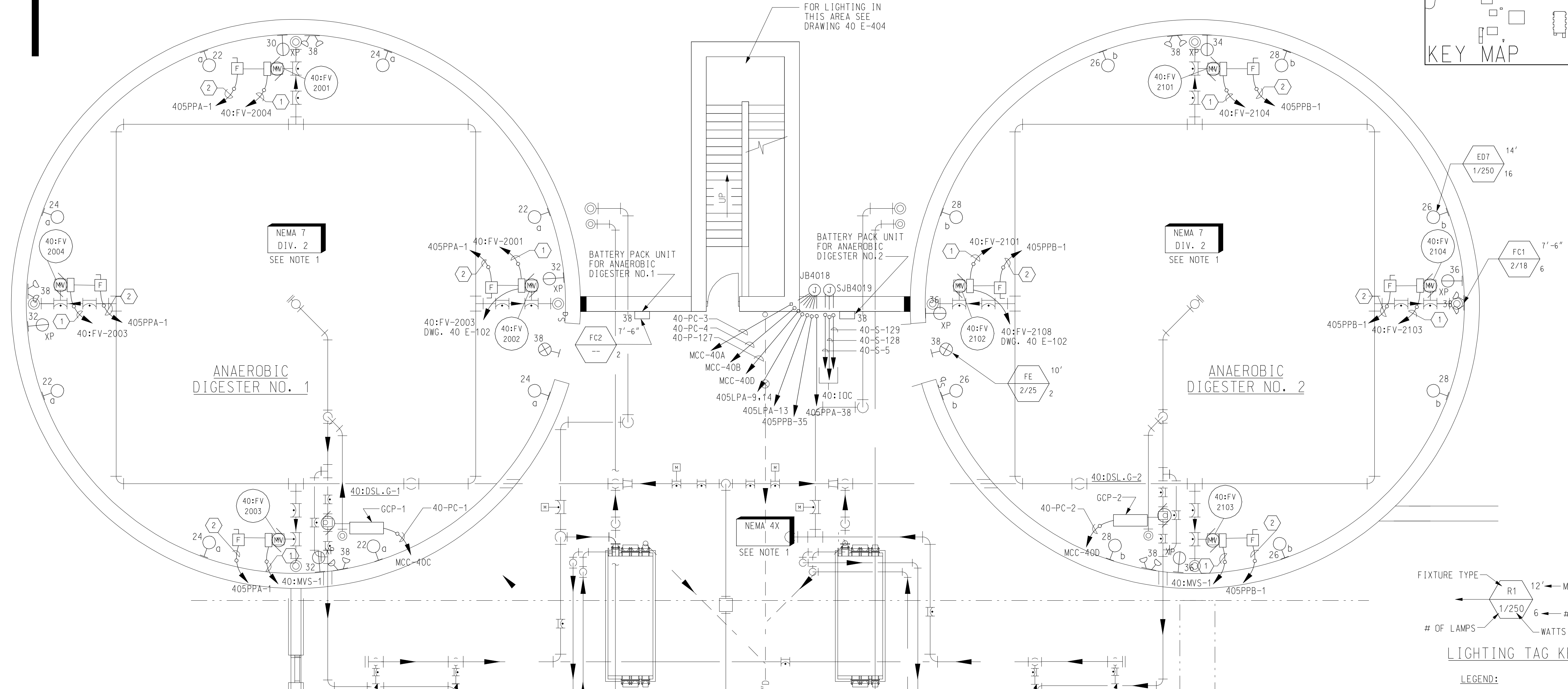
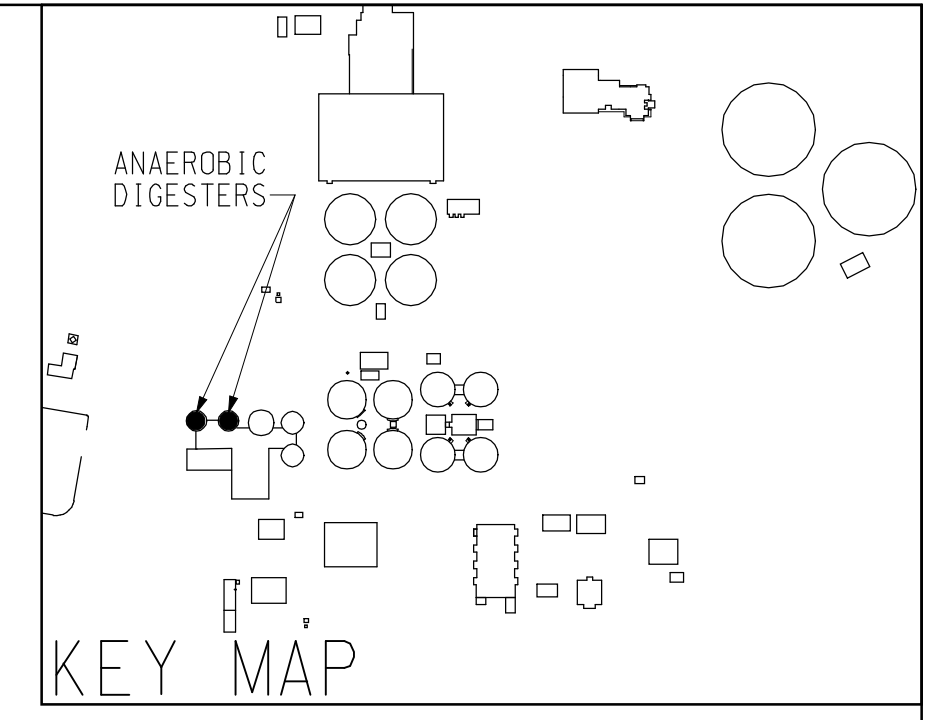

RECORD DRAWING

CONF	M.K. JACKSON	1/30/98
DSGN	V. KUREK	10/17/97
DRWN	M. NARDELLA	10/17/97
CHKD	N. COOPER	10/17/97
APPR		
REV NO	DATE	RELEASED BY
4/30/02	MKJ	RECORD DRAWING
DESCRIPTION OF REVISION		
	NAME	DATE

M&E Metcalf & Eddy
Piedmont Olsen Hensley
MA MORELAND ALTOBELLI ASSOCIATES, INC.

GWINNETT COUNTY, GEORGIA
 DEPARTMENT OF PUBLIC UTILITIES
 NORTH ADVANCED WATER RECLAMATION FACILITY
 3276 BUFORD DRIVE

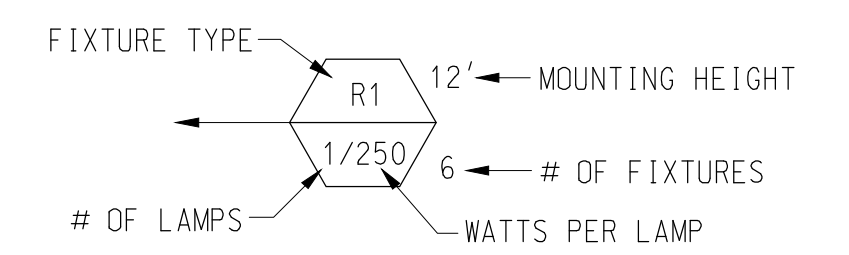
SOLIDS TREATMENT	DATE 4/30/02
ANAEROBIC DIGESTERS SECTIONS AND DETAILS	DRAWING NUMBER 40 M-104
	13-08



NOTES:

1. AREA DESIGNATION: ALL ELECTRICAL WORK WITHIN THIS AREA SHALL CONFORM TO THE REQUIREMENTS OF THE SPECIFICATIONS FOR THE DESIGNATION INDICATED.
2. FOR SYMBOLS AND GENERAL NOTES SEE DRAWINGS 00 E-501, 00 E-502 AND 00 E-503.
3. FOR PANELBOARD SCHEDULE SEE DRAWING 40 E-519.
4. FOR LIGHTING FIXTURE SCHEDULE SEE DRAWING 00 E-603.
5. CONDUCTORS FOR LIGHTING SWITCH LEG AND CONDUCTORS BETWEEN ALL LIGHTING FIXTURES SHALL BE THE SAME SIZE AS LIGHTING FIXTURE HOMERUN CIRCUIT CONDUCTOR.
6. ALL 120V LIGHTING SHOWN ON THIS DRAWING SHALL BE WIRED TO PANELBOARD 405LPA UNLESS OTHERWISE NOTED.
7. ALL 120V RECEPTACLES SHOWN ON THIS DRAWING SHALL BE WIRED TO PANELBOARD 405LPA UNLESS OTHERWISE NOTED.
8. LIGHTING FIXTURES ARE SHOWN IN APPROXIMATE LOCATIONS. INSTALLATION TO BE COORDINATED WITH OTHER DISCIPLINES TO PREVENT INTERFERENCES.
9. FOR CONDUIT AND CABLE LIST, SEE DRAWING 40 E-529. LIGHTING AND RECEPTACLE CONDUIT AND CABLE ARE NOT SHOWN ON THE LIST. CONTRACTOR SHALL PROVIDE NECESSARY CONDUIT AND CABLE. MINIMUM SIZE CONDUIT SHALL BE 3/4". MINIMUM SIZE CABLE SHALL BE #12AWG.
10. ALL CONDUITS IN THIS AREA SHALL BE RUN EXPOSED UNLESS OTHERWISE NOTED.
11. PROVIDE SEAL FITTING BETWEEN HAZARDOUS AND NON-HAZARDOUS AREAS.
12. ALL CONDUIT HOMERUNS IN THE GALLERY SHALL BE RUN IN THE SLAB TO THE NEAREST COLUMN OR WALL THEN TURN AND RUN EXPOSED UP THE COLUMN AND ALONG THE CEILING (SUPPORTED FROM THE CEILING).
13. PROVIDE CONDUIT SEALS BETWEEN CLASSIFIED AND NON-CLASSIFIED AREAS.

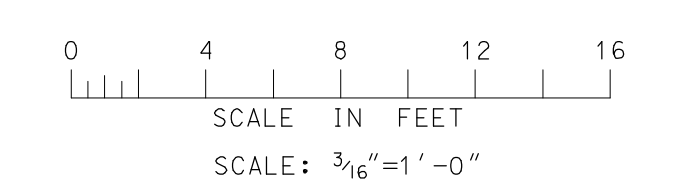
**BOTTOM PLAN
ANAEROBIC DIGESTERS**
SCALE: 3/16" = 1'-0"



LIGHTING TAG KEY

LEGEND:

- (1) 3/4"C, 1-2/C #16 SH
- (2) 3/4"C, 3#12 & 1#12G
- (3) 1", 3-2/C#16 SH
- (4) 3/4"C, 2#12 & 1#12G



RECORD DRAWING

REV NO	DATE	RELEASED BY	DESCRIPTION OF REVISION
2/20/04	NL		RECORD DRAWING

DSGN	L. WALTERS	10/17/97
DRWN	G. TOWNSEND	10/17/97
CHKD	A. RAY	10/17/97
APPR		

M&E Metcalf & Eddy

Piedmont Olsen Hensley

MA MORELAND ALTOBELLI ASSOCIATES, INC.

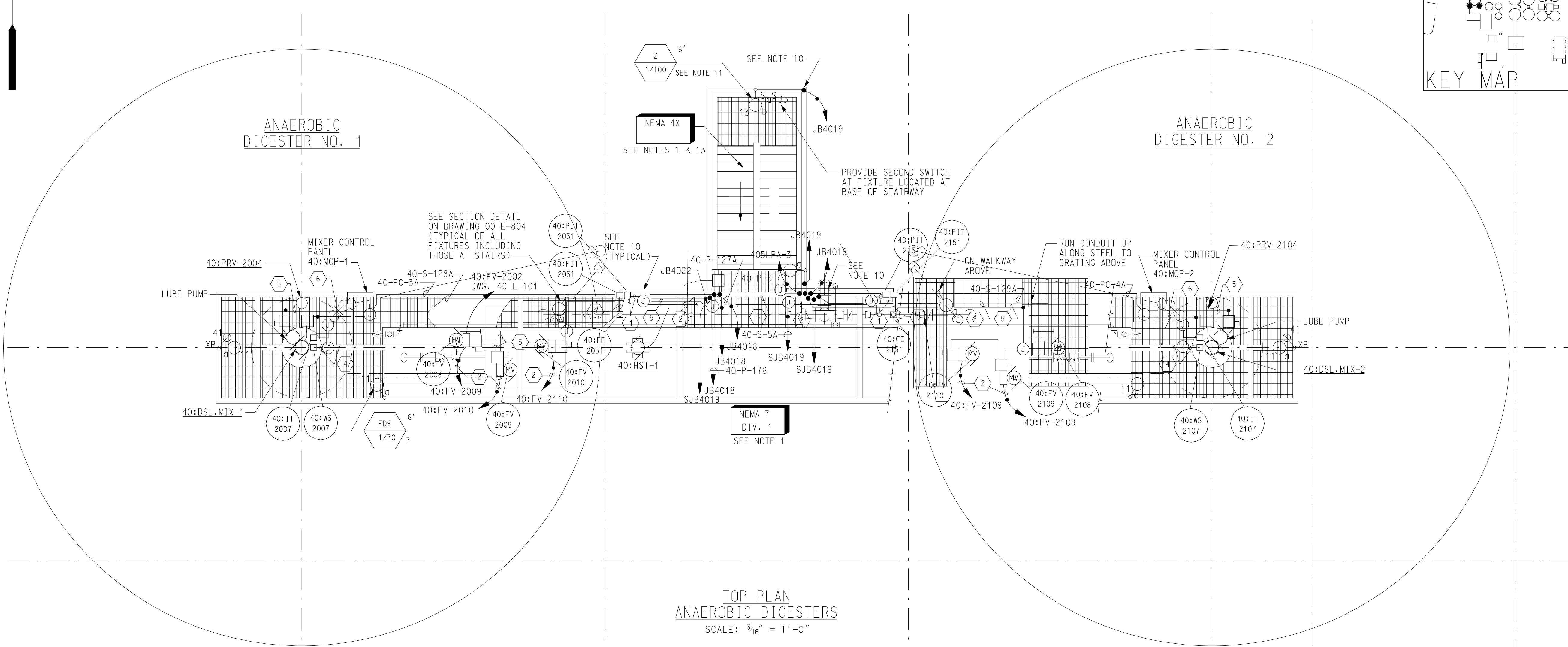
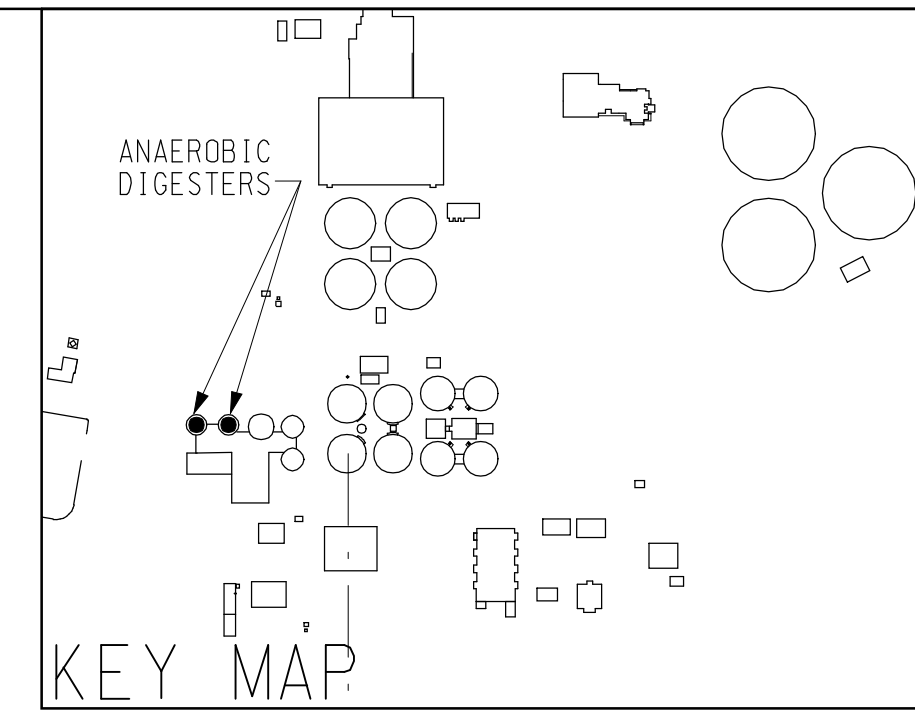
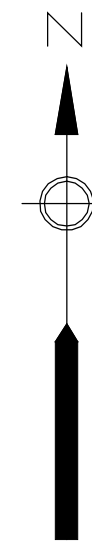
GWINNETT COUNTY, GEORGIA
DEPARTMENT OF PUBLIC UTILITIES
NORTH ADVANCED
WATER RECLAMATION FACILITY
3276 BUFORD DRIVE

SOLIDS TREATMENT

ANAEROBIC DIGESTERS
BOTTOM POWER AND LIGHTING PLAN

ELECTRICAL

DATE	2/20/04
DRAWING NUMBER	40 E-101
	13-09



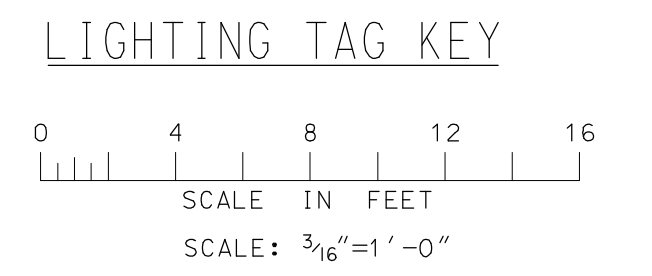
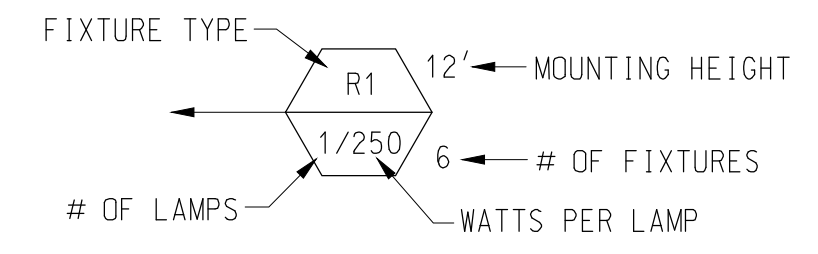
TOP PLAN
ANAEROBIC DIGESTERS
SCALE: 3/16" = 1'-0"

NOTES:

1. AREA DESIGNATION: ALL ELECTRICAL WORK WITHIN THIS AREA SHALL CONFORM TO THE REQUIREMENTS OF THE SPECIFICATIONS FOR THE DESIGNATION INDICATED.
2. FOR SYMBOLS AND GENERAL NOTES SEE DRAWINGS 00 E-501, 00 E-502 AND 00 E-503.
3. FOR PANELBOARD SCHEDULE SEE DRAWING 40 E-519.
4. FOR LIGHTING FIXTURE SCHEDULE SEE DRAWING 00 E-603.
5. CONDUCTORS FOR LIGHTING SWITCH LEG AND CONDUCTORS BETWEEN ALL LIGHTING FIXTURES SHALL BE THE SAME SIZE AS LIGHTING FIXTURE HOMERUN CIRCUIT CONDUCTOR.
6. ALL 208V LIGHTING SHOWN ON THIS DRAWING SHALL BE WIRED TO PANELBOARD 40SLPA UNLESS OTHERWISE NOTED.
7. ALL 120V RECEPTACLES SHOWN ON THIS DRAWING SHALL BE WIRED TO PANELBOARD 40SLPA UNLESS OTHERWISE NOTED.
8. LIGHTING FIXTURES ARE SHOWN IN APPROXIMATE LOCATIONS. INSTALLATION TO BE COORDINATED WITH OTHER DISCIPLINES TO PREVENT INTERFERENCES.
9. FOR CONDUIT AND CABLE LIST, SEE DRAWING 40 E-529. LIGHTING AND RECEPTACLE CONDUIT AND CABLE ARE NOT SHOWN ON THE LIST. CONTRACTORS SHALL PROVIDE NECESSARY CONDUIT AND CABLE. MINIMUM SIZE CONDUIT SHALL BE 3/4". MINIMUM SIZE CABLE SHALL BE #12AWG.
10. CONDUIT SHALL BE RUN ALONG/UNDER GRATING AND DOWN STEEL COLUMN AT STAIRS. CONDUIT SHALL RUN TO JUNCTION BOX JB4018 OR SJB4019 ON EXTERIOR WALL OF RESIDUALS GALLERY. SEE DRAWING 40 E-401. CONDUIT SHALL THEN PENETRATE RESIDUALS GALLERY WALL AND RUN ALONG CEILING TO ELECTRICAL ROOM.
11. PROVIDE FIXTURE AT EACH LANDING. STAIRS ARE PROVIDED BY EGG-SHAPED ANAEROBIC DIGESTER MANUFACTURER. COORDINATE NUMBER OF FIXTURES WITH DIGESTER MANUFACTURER. REFER TO DRAWING 40 M-103 FOR STAIRWAY SECTION. PROVIDE NECESSARY MOUNTING BRACKETS.
12. PROVIDE CONDUIT SEAL BETWEEN CLASSIFIED AND NON-CLASSIFIED AREAS.
13. NEMA 4X AREA DESIGNATION APPLIES TO STAIRWAY ONLY.

LEGEND:

- | | |
|---|----------------------------|
| 1 | 3/4"C, 1-2/C #16 SH |
| 2 | 3/4"C, 2-2/C #16 SH |
| 3 | 1"C, 4-2/C #16 SH |
| 4 | 3/4"C, 2#14 |
| 5 | 3/4"C, 3#12 & 1#12G |
| 6 | 1"C, 3#8 & 1#10G |
| 7 | 3/4"C, 3#10 & 1#10G |
| 8 | 3/4"C, 2#12 & 1#12G |
| 8 | 1"C, VENDOR SUPPLIED CABLE |



RECORD DRAWING

CONF	D.EVANS	1/30/98
DSGN	L.WALTERS	10/17/97
DRWN	G.TOWNSEND	10/17/97
CHKD	A.RAY	10/17/97
APPR		

METCALF & EDDY

M&E Metcalf & Eddy

Piedmont Olsen Hensley

MA MORELAND ALTABELLI ASSOCIATES, INC.

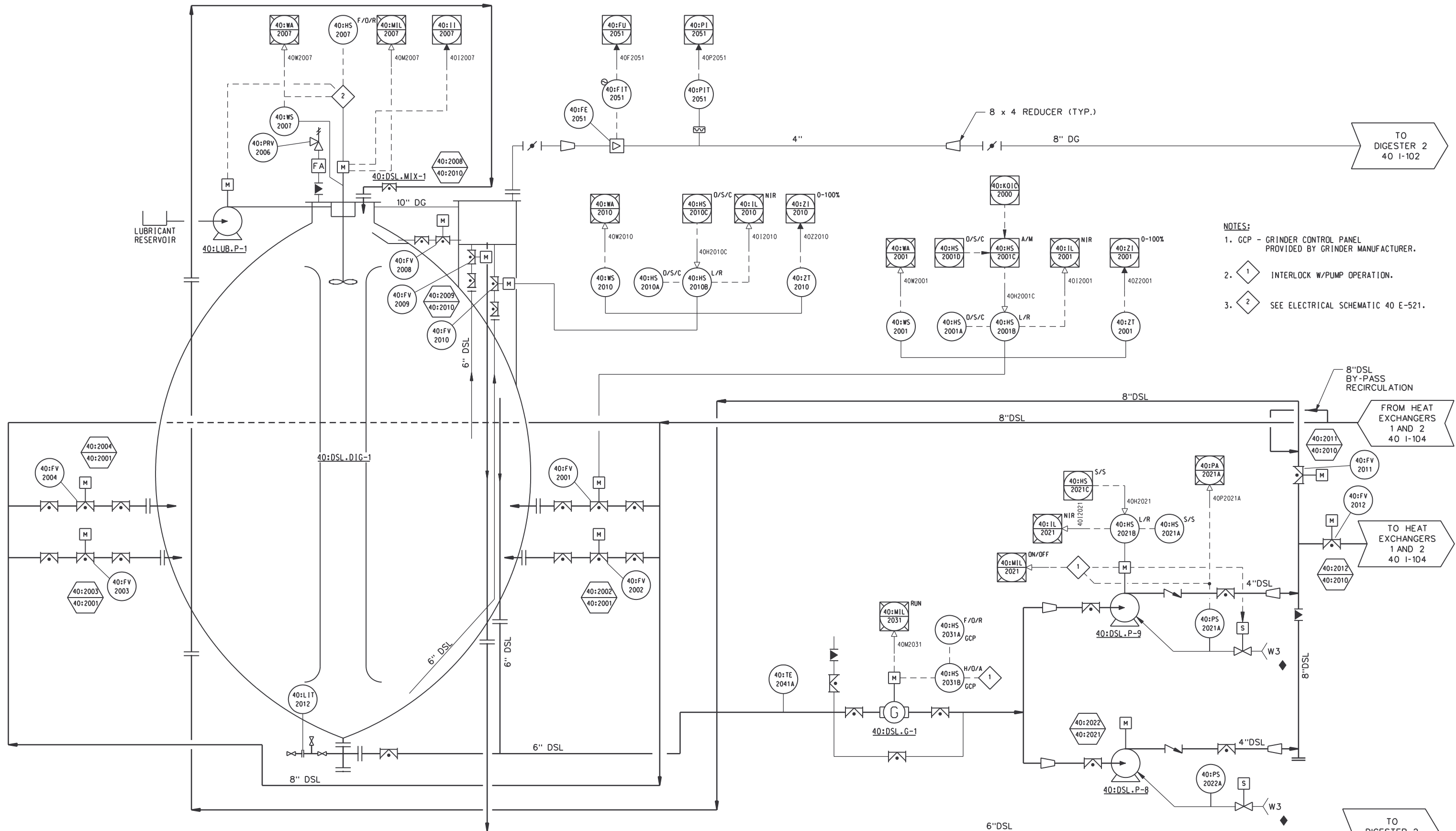
GWINNETT COUNTY, GEORGIA
DEPARTMENT OF PUBLIC UTILITIES
NORTH ADVANCED
WATER RECLAMATION FACILITY
3276 BUFORD DRIVE

SOLIDS TREATMENT

ANAEROBIC DIGESTERS
TOP POWER AND LIGHTING PLAN
ELECTRICAL

DATE	2/20/04
DRAWING NUMBER	40 E-102
	13-10

REV NO	DATE	RELEASED BY	DESCRIPTION OF REVISION
2/20/04	NL		RECORD DRAWING



- NOTES:
1. GCP - GRINDER CONTROL PANEL PROVIDED BY GRINDER MANUFACTURER.
 2. INTERLOCK W/PUMP OPERATION.
 3. SEE ELECTRICAL SCHEMATIC 40 E-521.

RECORD DRAWING

CONF	M.K.JACKSON	1/30/98
DSGN	E.STILLWELL	10/17/97
DRWN	R.SCHREFFER	10/17/97
CHKD	E.STILLWELL	10/17/97
APPR		
REV NO	DATE	RELEASED BY
4/30/02	4/30/02	MKJ
RECORD DRAWING		
DESCRIPTION OF REVISION		
NAME		
DATE		

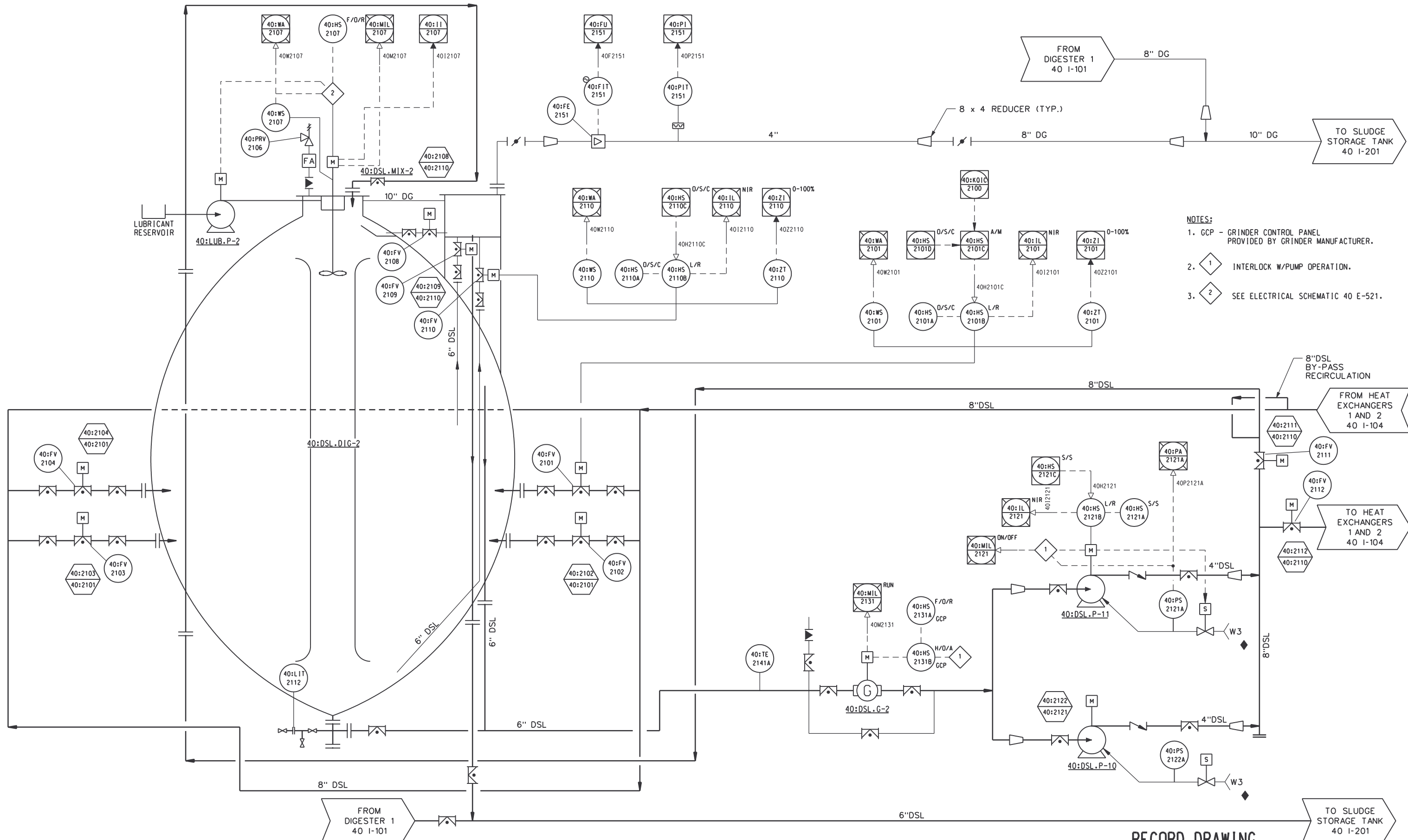
M&E Metcalf & Eddy

Piedmont Olsen Hensley

MA MORELAND ALTOBELLI ASSOCIATES, INC.

GWINNETT COUNTY, GEORGIA
 DEPARTMENT OF PUBLIC UTILITIES
 NORTH ADVANCED
 WATER RECLAMATION FACILITY
 3276 BUFORD DRIVE

SOLIDS TREATMENT	DATE
DIGESTER 1	4/30/02
DRAWING NUMBER	
40 I-101	
13-11	



- NOTES:**
1. GCP - GRINDER CONTROL PANEL PROVIDED BY GRINDER MANUFACTURER.
 2. INTERLOCK W/PUMP OPERATION.
 3. SEE ELECTRICAL SCHEMATIC 40 E-521.

RECORD DRAWING

SOLIDS TREATMENT

DIGESTER 2

TO SLUDGE STORAGE TANK 40 I-201

CONF	M.K.JACKSON	1/30/98
DSGN	E.STILLWELL	10/17/97
DRWN	R.SCHREFFER	10/17/97
CHKD	E.STILLWELL	10/17/97
APPR		
REV NO	DATE	RELEASED BY
4/30/02	4/30/02	MKJ
RECORD DRAWING		
DESCRIPTION OF REVISION		
NAME		
DATE		

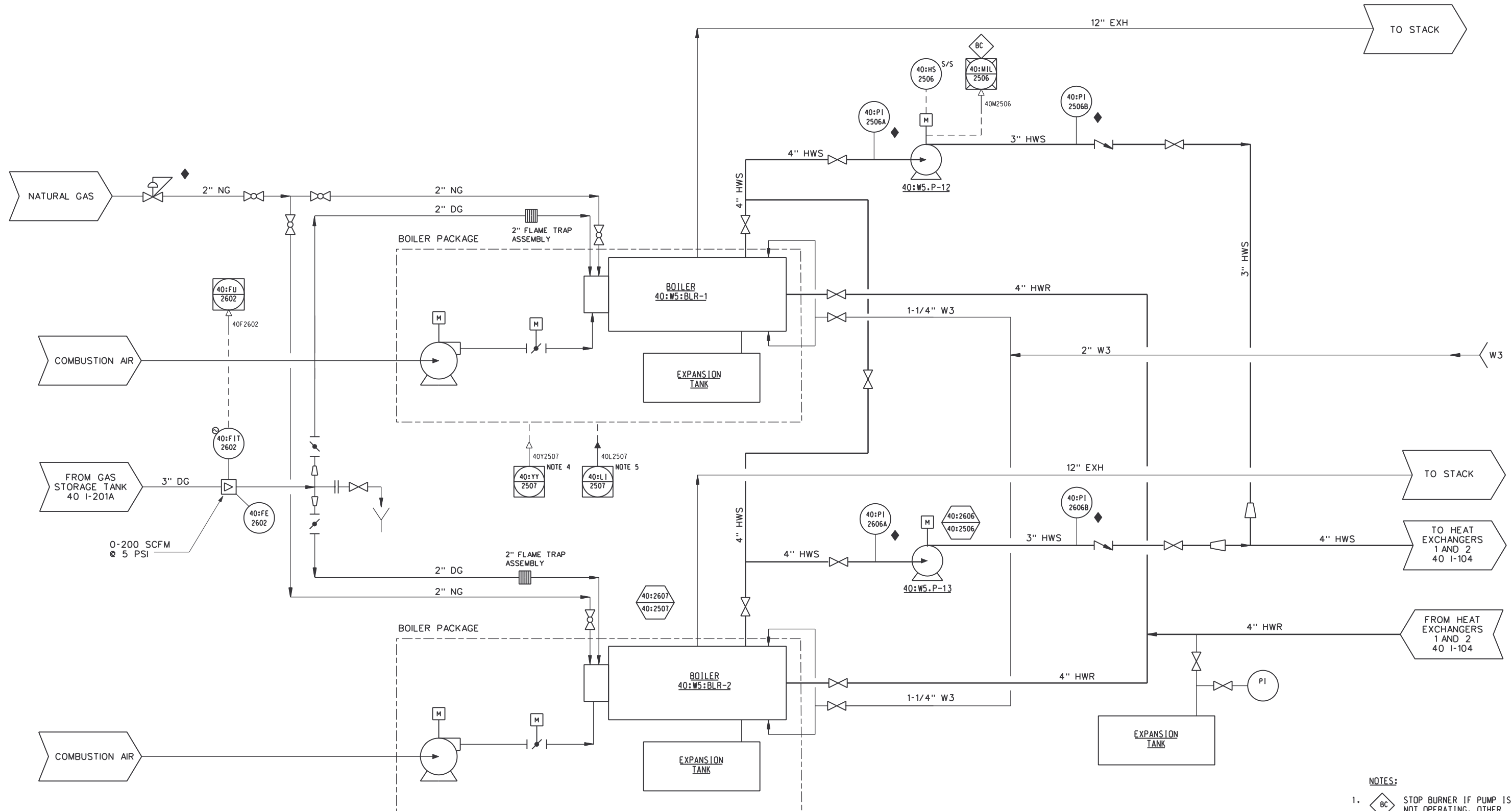
M&E Metcalf & Eddy

Piedmont Olsen Hensley

MA MORELAND ALTOBELLI ASSOCIATES, INC.

GWINNETT COUNTY, GEORGIA
 DEPARTMENT OF PUBLIC UTILITIES
 NORTH ADVANCED WATER RECLAMATION FACILITY
 3276 BUFORD DRIVE

DATE	4/30/02
DRAWING NUMBER	40 I-102
	13-12



- NOTES:**
1. STOP BURNER IF PUMP IS NOT OPERATING. OTHER BURNER CONTROLS.
 2. ALL LINE SIZES SHALL BE CONFIRMED BY BOILER MANUFACTURER.
 3. PART OF BOILER PACKAGE.
 4. BOILER START PERMISSIVE.
 5. GAS STORAGE COVER LEVEL.

RECORD DRAWING

CONF	M.K.JACKSON	1/30/98
DSGN	E.STILLWELL	10/17/97
DRWN	R.SCHREFFER	10/17/97
CHKD	E.STILLWELL	10/17/97
APPR		
REV NO	DATE	RELEASED BY
1	4/30/02	MKJ
	4/13/00	MKJ

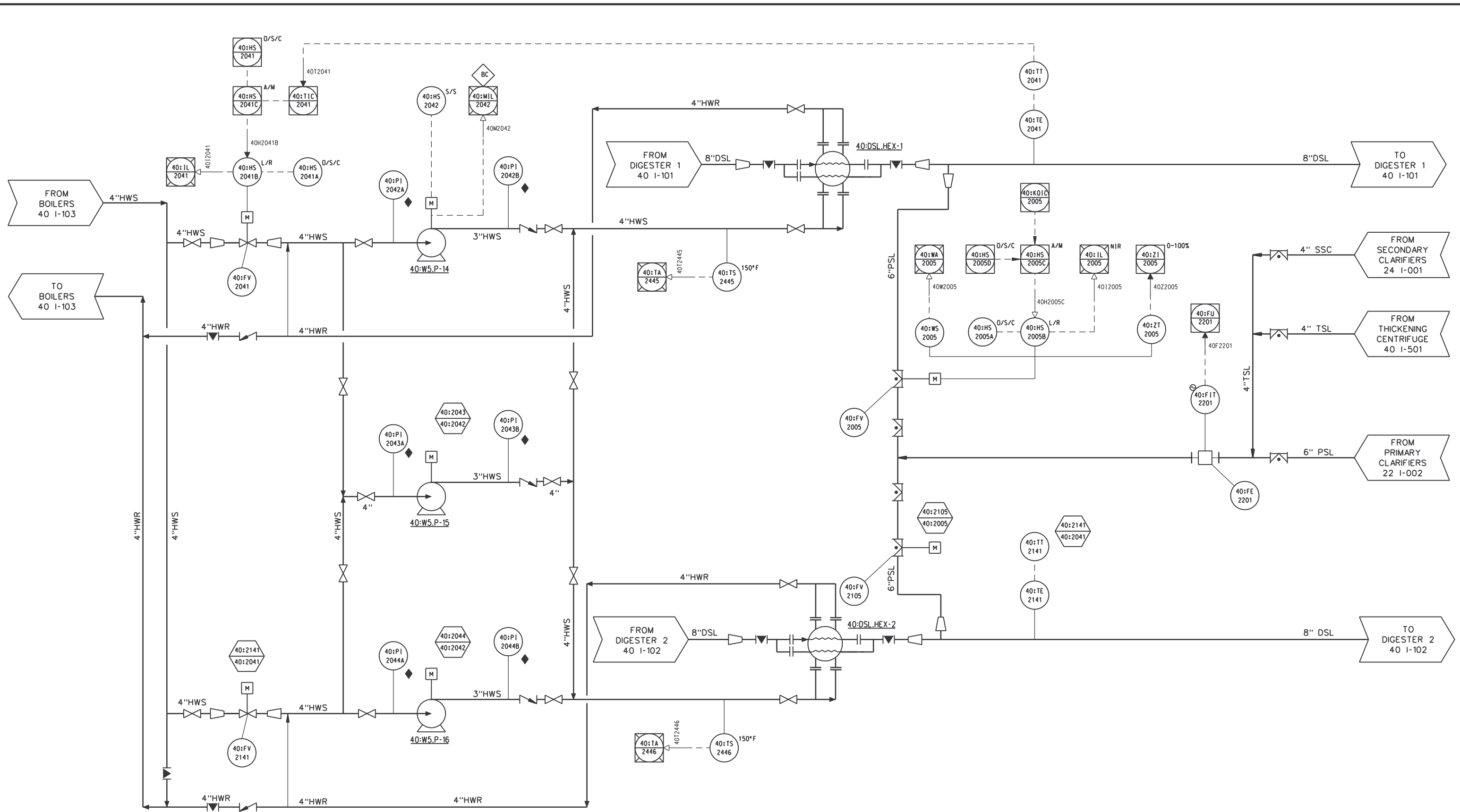
M&E Metcalf & Eddy

Piedmont Olsen Hensley

MA MORELAND ALTOBELLI ASSOCIATES, INC.

GWINNETT COUNTY, GEORGIA
 DEPARTMENT OF PUBLIC UTILITIES
 NORTH ADVANCED
 WATER RECLAMATION FACILITY
 3276 BUFORD DRIVE

SOLIDS TREATMENT	DATE 4/30/02
BOILERS 1 AND 2	DRAWING NUMBER 40 I-103
	13-13



RECORD DRAWING

DSGN	E.STILLWELL	10/17/97
DRWN	R.SCHREFFER	10/17/97
CHKD	E.STILLWELL	10/17/97
APPR		
REV NO	DATE	RELEASED BY
4/30/02	4/30/02	MKJ
RECORD DRAWING		
DESCRIPTION OF REVISION		
NAME		
DATE		

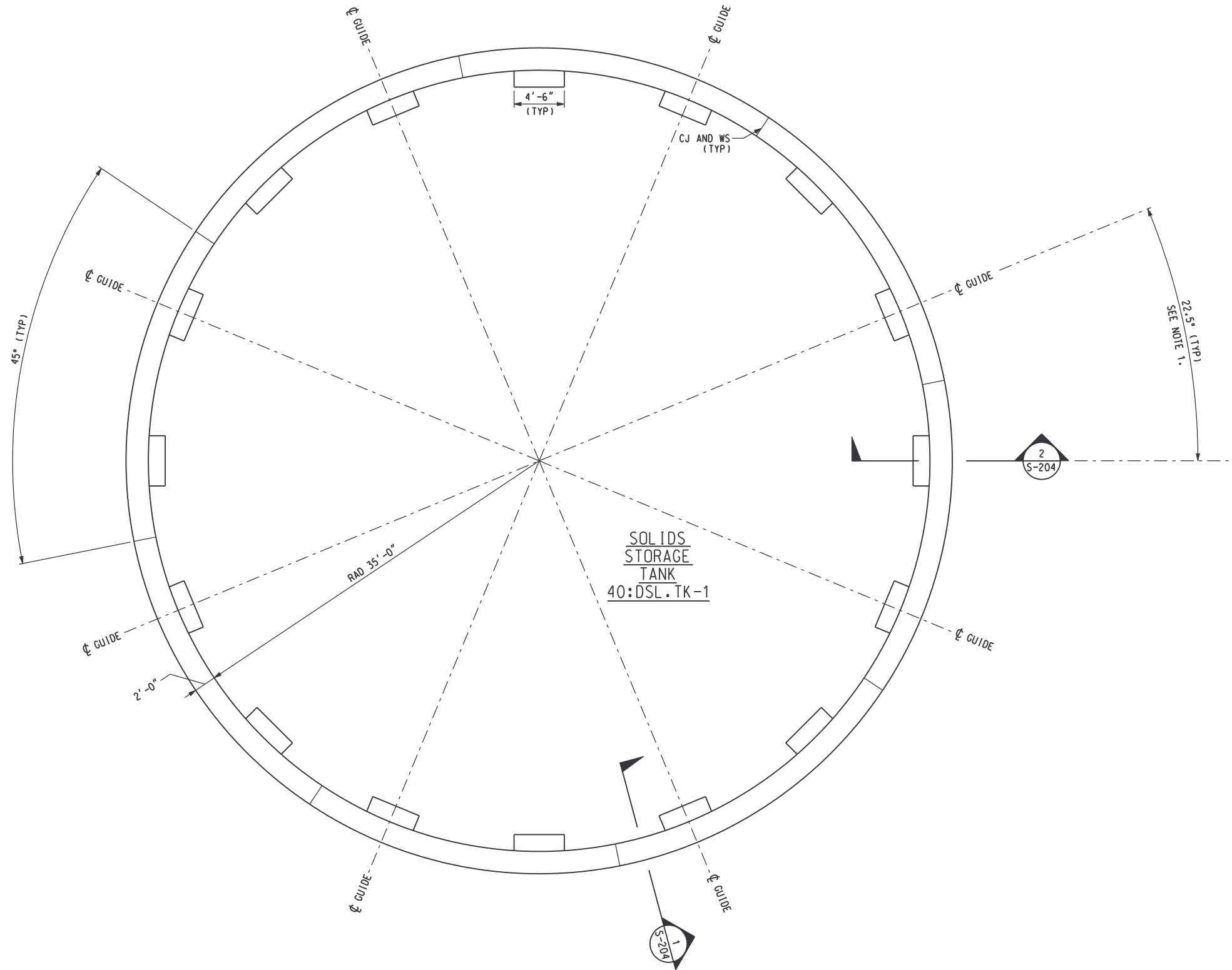
M&E Metcalf & Eddy

Piedmont Olsen Hensley

MA MORELAND ALTABELLI ASSOCIATES, INC.

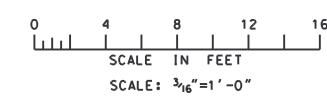
GWINNETT COUNTY, GEORGIA
 DEPARTMENT OF PUBLIC UTILITIES
 NORTH ADVANCED
 WATER RECLAMATION FACILITY
 3276 BUFORD DRIVE

SOLIDS TREATMENT		DATE
HEAT EXCHANGERS 1 AND 2		4/30/02
		DRAWING NUMBER
		40 I-104
		13-14



NOTES:
 1. SEE FLOATING COVER DWGS FOR FINAL LOCATION AND ELEVATIONS OF COVER SUPPORTS

TOP PLAN
 SCALE: 3/16"=1'-0"



RECORD DRAWINGS

DSGN	V. LANGLOIS	10/17/97	
DRWN	J. HOCKER	10/17/97	
CHKD	J. HENDRIX	10/17/97	
APPR		10/17/97	
REV NO	DATE	RELEASED BY	DESCRIPTION OF REVISION
4/30/02	4/30/02	MKJ	RECORD DRAWING

M&E Metcalf & Eddy

Piedmont Olsen Hensley

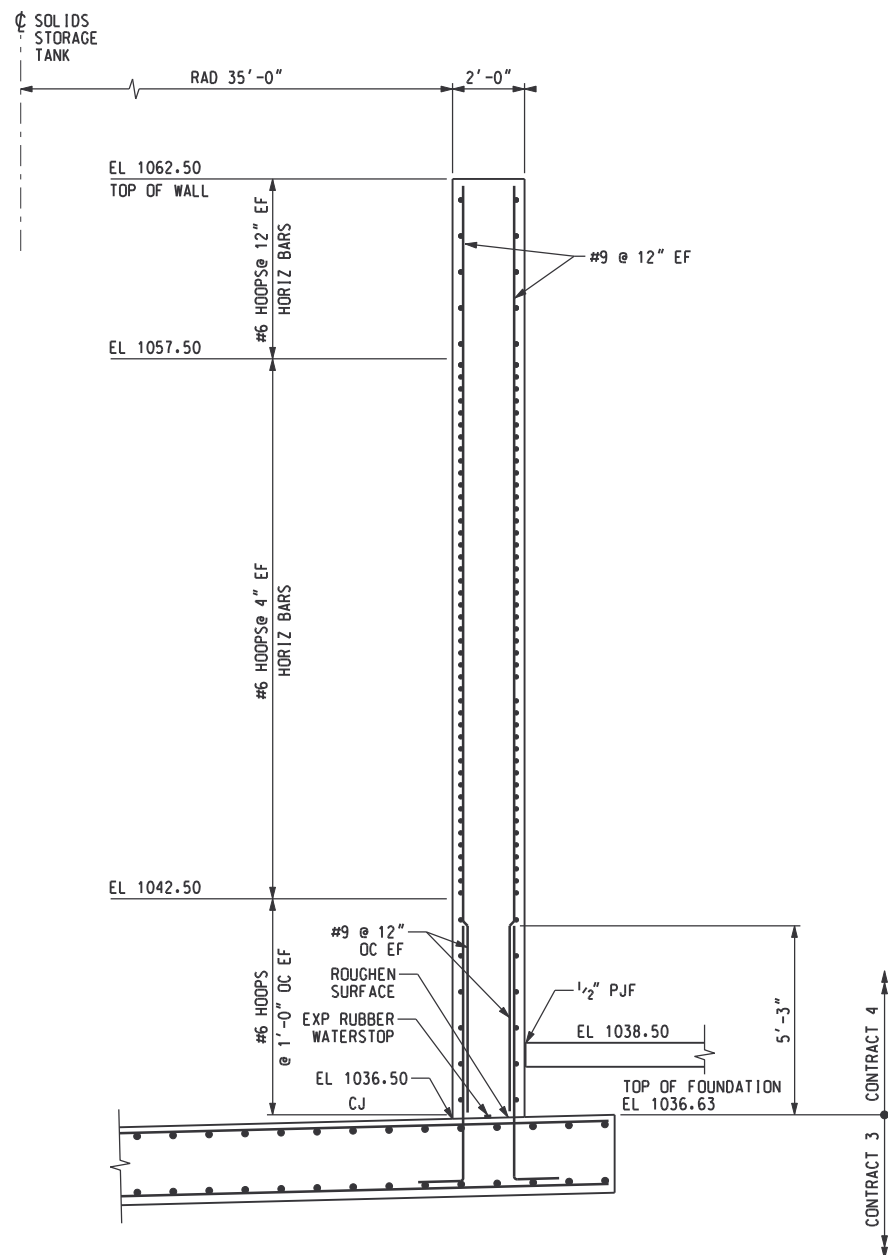
MA MORELAND ALTABELLI ASSOCIATES, INC.

GWINNETT COUNTY, GEORGIA
 DEPARTMENT OF PUBLIC UTILITIES
 NORTH ADVANCED
 WATER RECLAMATION FACILITY
 3276 BUFORD DRIVE

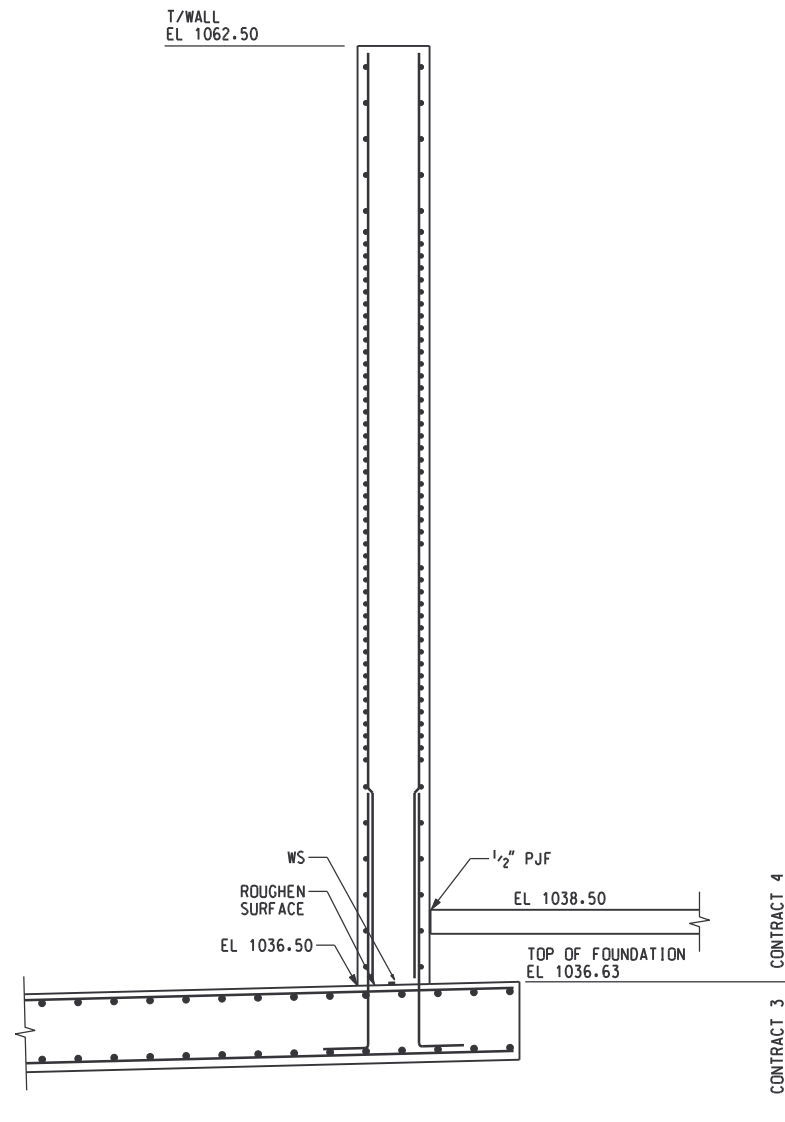
SOLIDS TREATMENT

**SOLIDS STORAGE TANK
 TOP PLAN**

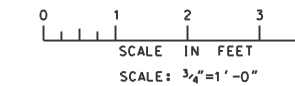
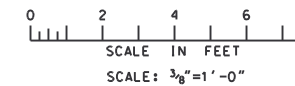
DATE	4/13/00
DRAWING NUMBER	40 S-202
	13-16



SECTION 1
SCALE: 3/8"=1'-0" S-202



SECTION 2
SCALE: 3/8"=1'-0" S-202



RECORD DRAWINGS

DSGN	V. LANGLOIS	10/17/97
DRWN	J. HOCKER	10/17/97
CHKD	J. HENDRIX	10/17/97
APPR		10/17/97
REV NO	DATE	RELEASED BY
4/30/02	MKJ	RECORD DRAWING
DESCRIPTION OF REVISION		
	NAME	DATE

M&E Metcalf & Eddy

Piedmont Olsen Hensley

MA MORELAND ALTABELLI ASSOCIATES, INC.

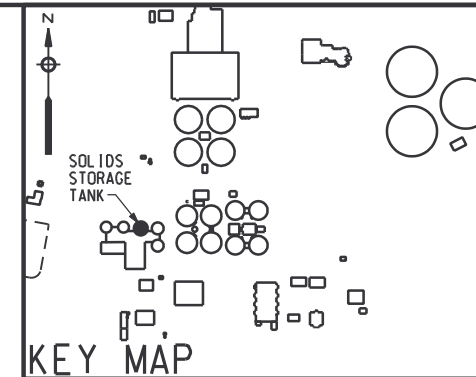
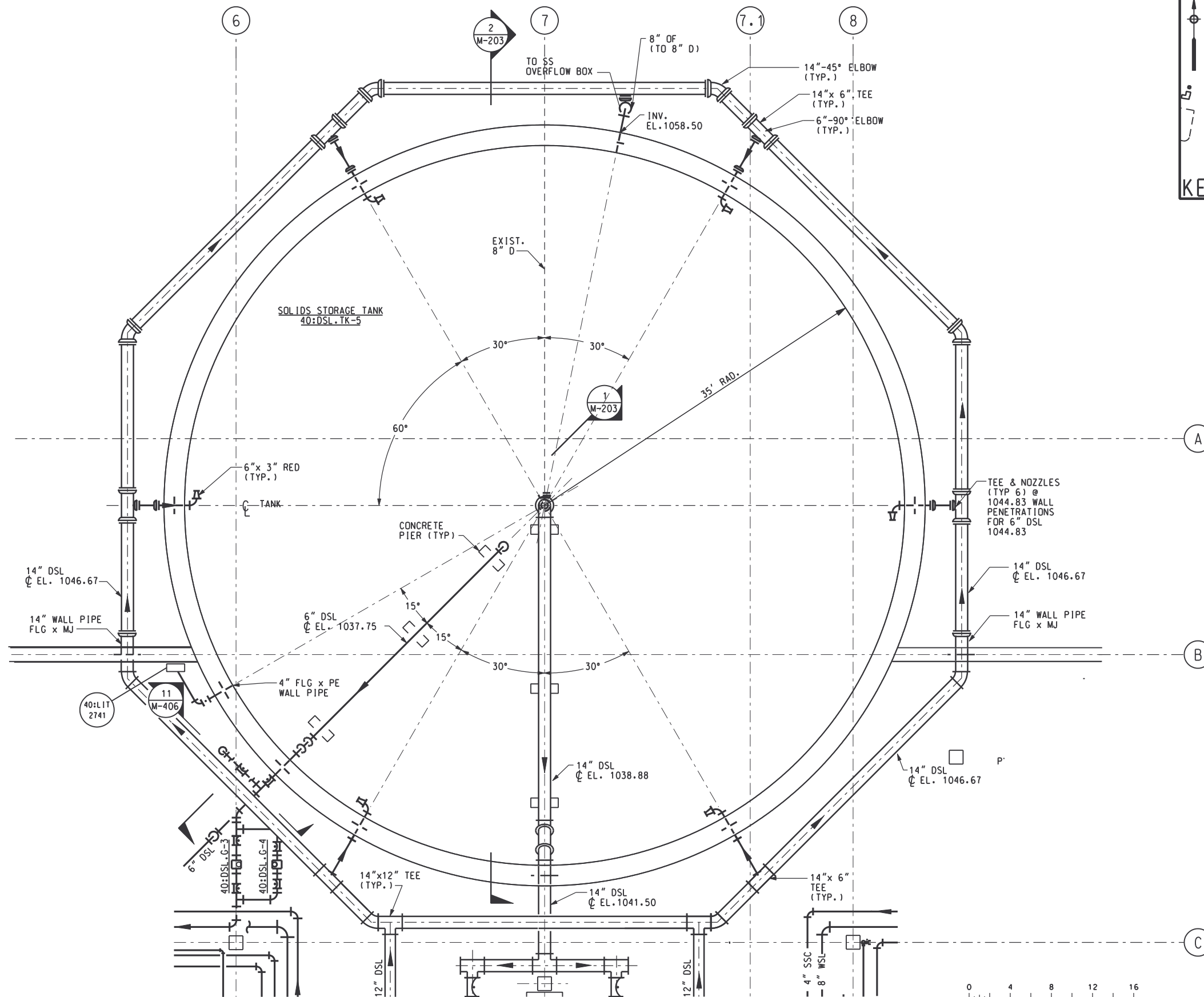
GWINNETT COUNTY, GEORGIA
DEPARTMENT OF PUBLIC UTILITIES
NORTH ADVANCED
WATER RECLAMATION FACILITY
3276 BUFORD DRIVE

SOLIDS TREATMENT

SOLIDS STORAGE TANK
SECTIONS AND DETAILS

DATE
4/30/02

DRAWING NUMBER
40 S-204
13-18




NOTES
 1. SEE DRAWINGS NOS. 40 M-402 AND 40 M-403 FOR CONTINUATION OF PIPING.

0 4 8 12 16
 SCALE IN FEET
 SCALE: 3/16"=1'-0"

RECORD DRAWING

DSGN	V. KUREK	10/17/97
DRWN	M. NARDELLA	10/17/97
CHKD	N. COOPER	10/17/97
APPR		
REV NO	DATE	RELEASED BY

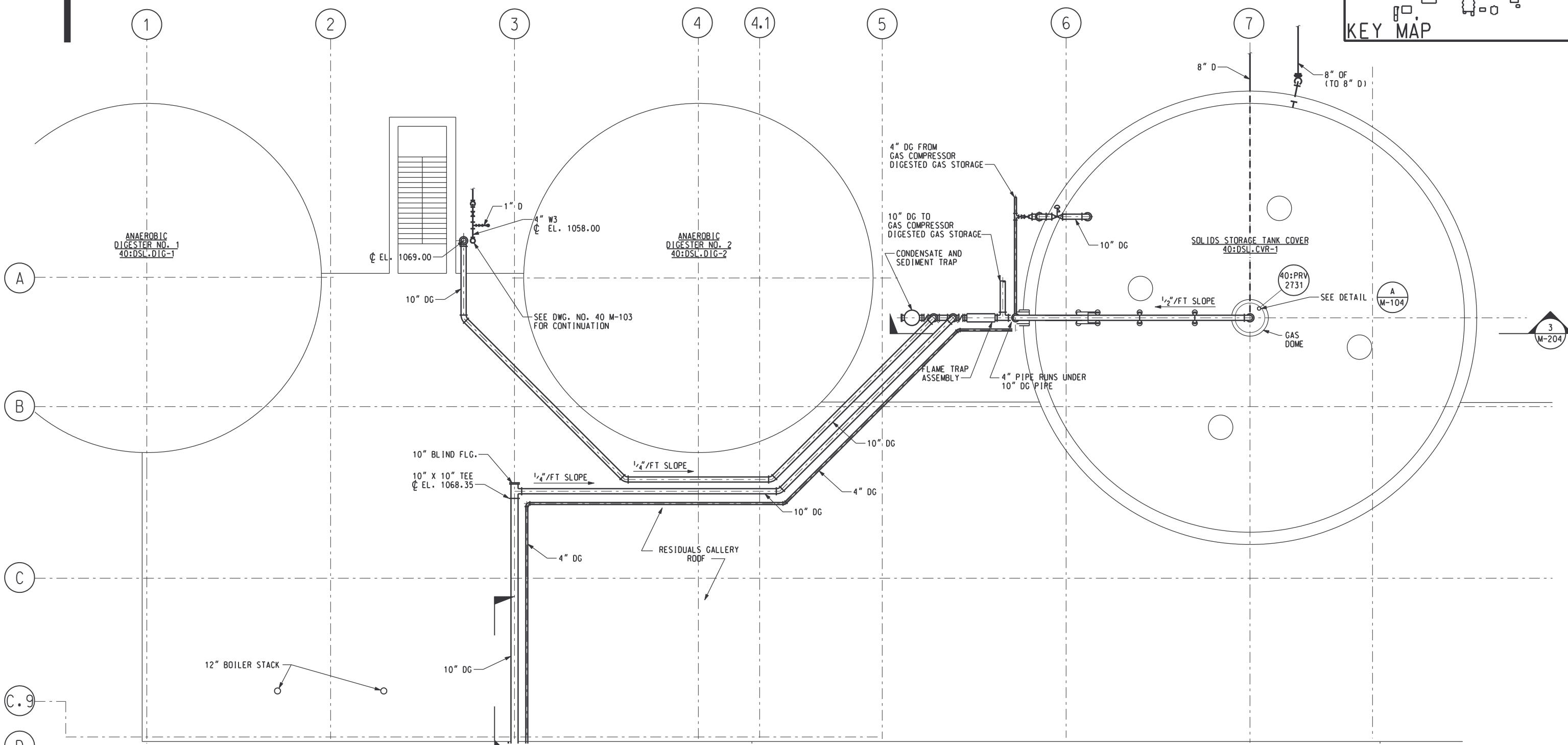
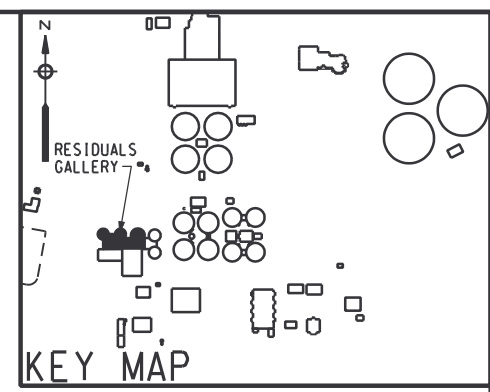
M&E Metcalf & Eddy
Piedmont Olsen Hensley
MA MORELAND ALTOBELLI ASSOCIATES, INC.



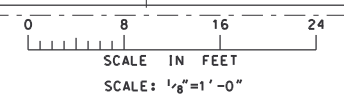
GWINNETT COUNTY, GEORGIA
 DEPARTMENT OF PUBLIC UTILITIES
 NORTH ADVANCED
 WATER RECLAMATION FACILITY
 3276 BUFORD DRIVE

SOLIDS TREATMENT
 SOLIDS STORAGE TANK
 BOTTOM PLAN

DATE
 4/13/00
 DRAWING NUMBER
 40 M-201
 13-19



SEE DRAWING 40 M-601 FOR CONTINUATION



RECORD DRAWING

REV NO	DATE	RELEASED BY	DESCRIPTION OF REVISION
4/30/02	4/30/02	MKJ	RECORD DRAWING

M&E Metcalf & Eddy

Piedmont Olsen Hensley

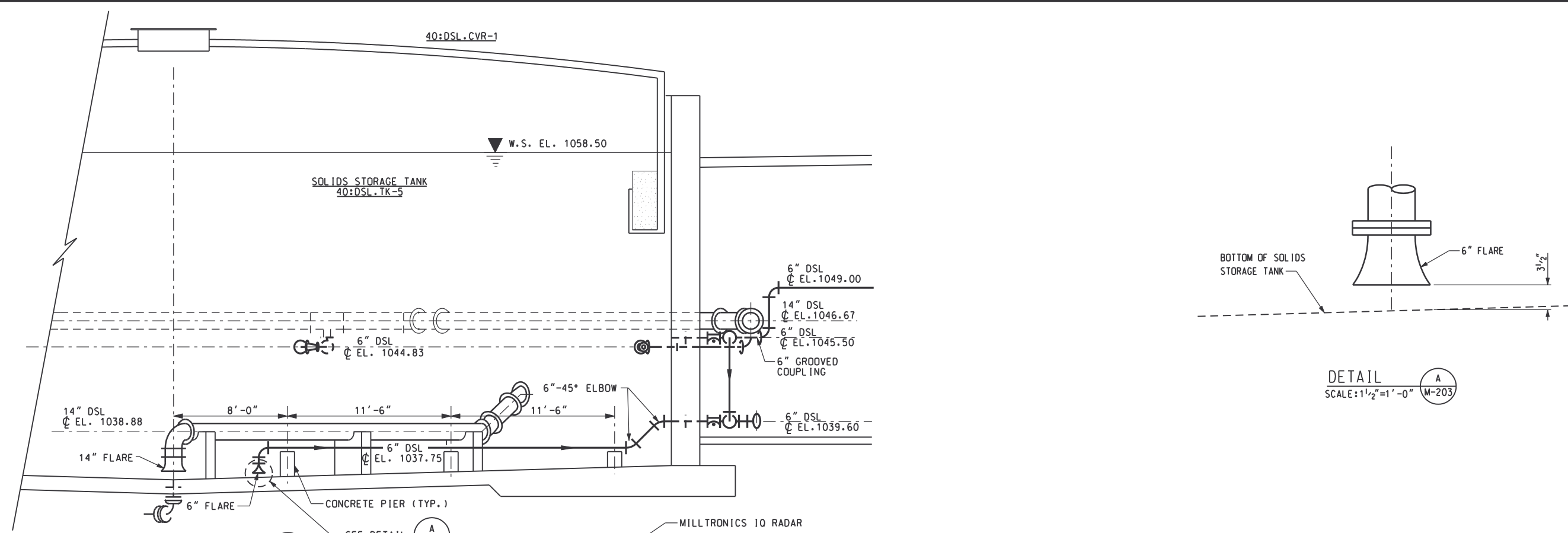
MA MORELAND ALTABELLI ASSOCIATES, INC.

GWINNETT COUNTY, GEORGIA
 DEPARTMENT OF PUBLIC UTILITIES
 NORTH ADVANCED
 WATER RECLAMATION FACILITY
 3276 BUFORD DRIVE

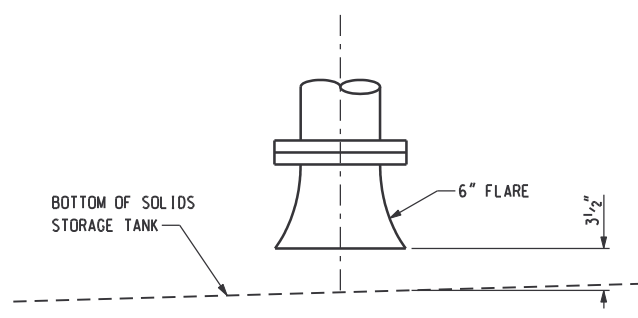
SOLIDS TREATMENT

**SOLIDS STORAGE TANK
 DIGESTER GAS PLAN**

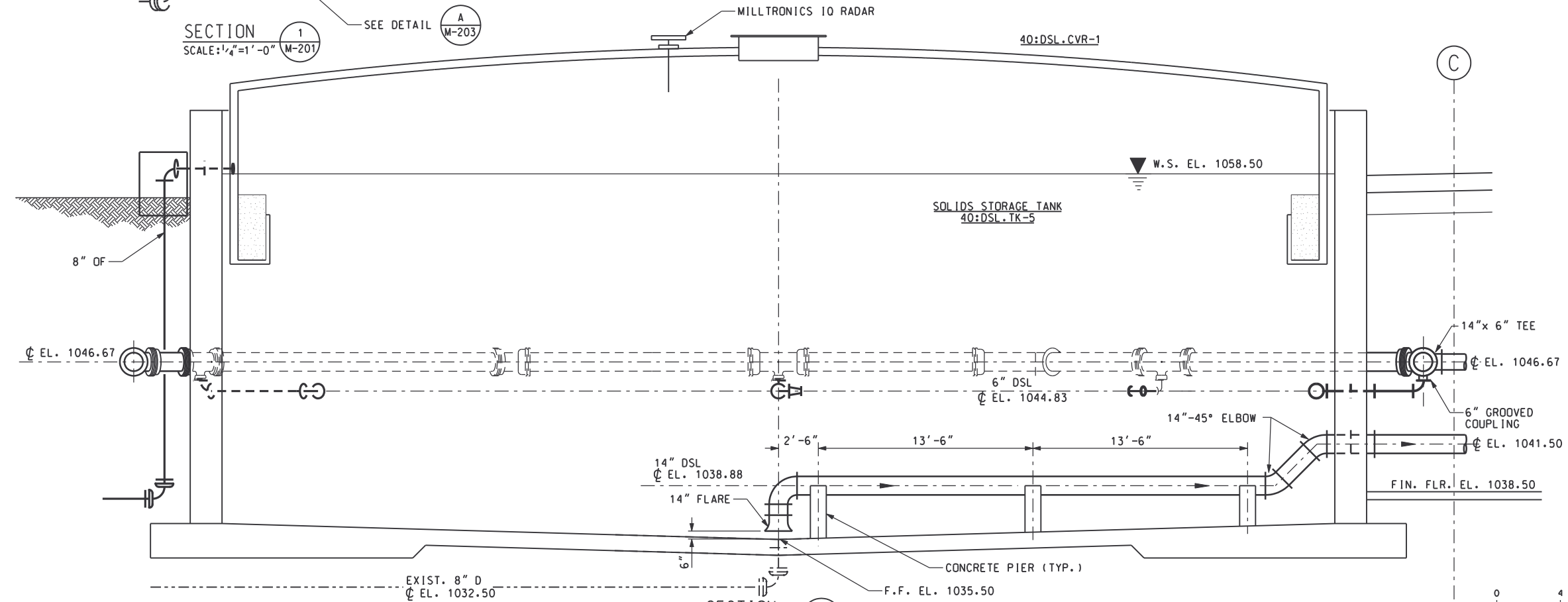
DATE	4/13/00
DRAWING NUMBER	40 M-202
	13-20



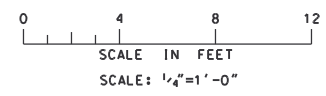
SECTION 1
SCALE: 1/4"=1'-0" M-201



DETAIL A
SCALE: 1 1/2"=1'-0" M-203



SECTION 2
SCALE: 1/4"=1'-0" M-201



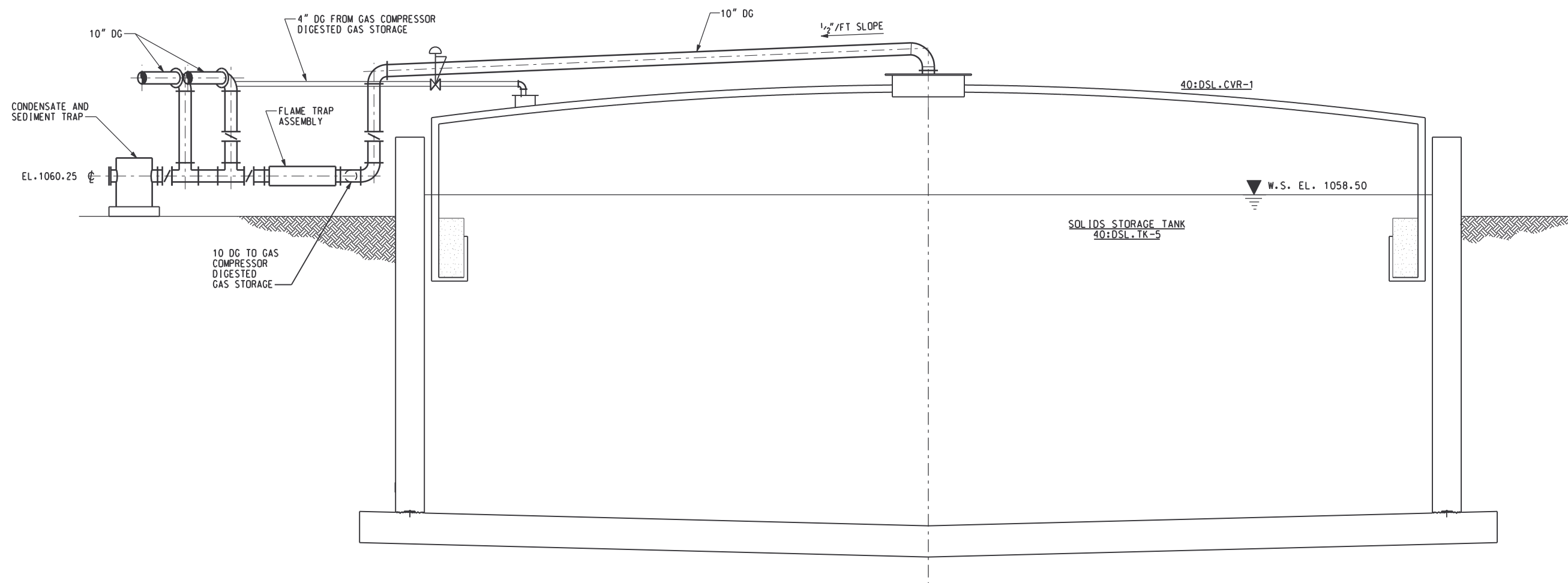
RECORD DRAWING

REV NO	DATE	RELEASED BY	DESCRIPTION OF REVISION	NAME	DATE
4/30/02	4/30/02	MKJ	RECORD DRAWING		

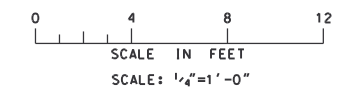
GWINNETT COUNTY, GEORGIA
 DEPARTMENT OF PUBLIC UTILITIES
 NORTH ADVANCED
 WATER RECLAMATION FACILITY
 3276 BUFORD DRIVE

SOLIDS TREATMENT
 SOLIDS STORAGE TANK
 SECTIONS 1

DATE
 4/30/02
 DRAWING NUMBER
 40 M-203
 13-21




SECTION 3
SCALE: 1/4" = 1'-0"



RECORD DRAWING

REV NO	DATE	RELEASED BY	DESCRIPTION OF REVISION	NAME	DATE
4	4/30/02	MKJ	RECORD DRAWING		

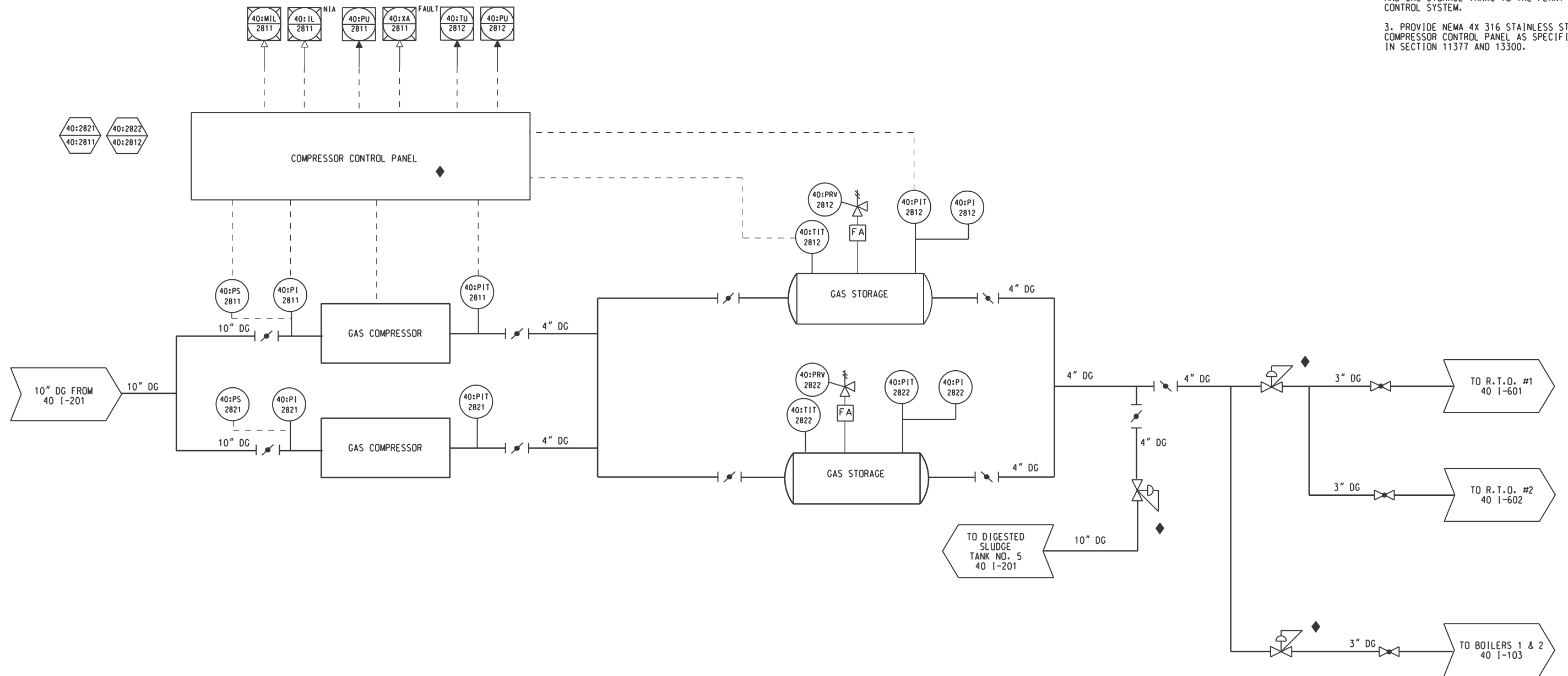
 Metcalf & Eddy
 Olsen Hensley
 MORELAND ALTOBELLI ASSOCIATES, INC.


 GWINNETT COUNTY, GEORGIA
 DEPARTMENT OF PUBLIC UTILITIES
 NORTH ADVANCED
 WATER RECLAMATION FACILITY
 3276 BUFORD DRIVE

SOLIDS TREATMENT
SOLIDS STORAGE TANK
 SECTIONS 2

DATE	4/30/02
DRAWING NUMBER	40 M-204
	13-22


- NOTES:
1. PROVIDE A SINGLE COMPRESSOR CONTROL PANEL TO MONITOR AND CONTROL BOTH COMPRESSORS.
 2. PROVIDE INTERPOSING RELAYS AND CURRENT TO CURRENT TRANSDUCERS TO TRANSMIT STATUS, ALARM, PRESSURE AND TEMPERATURE FROM THE COMPRESSOR(S) AND GAS STORAGE TANKS TO THE PLANT CONTROL SYSTEM.
 3. PROVIDE NEMA 4X 316 STAINLESS STEEL COMPRESSOR CONTROL PANEL AS SPECIFIED IN SECTION 11377 AND 13300.



RECORD DRAWING

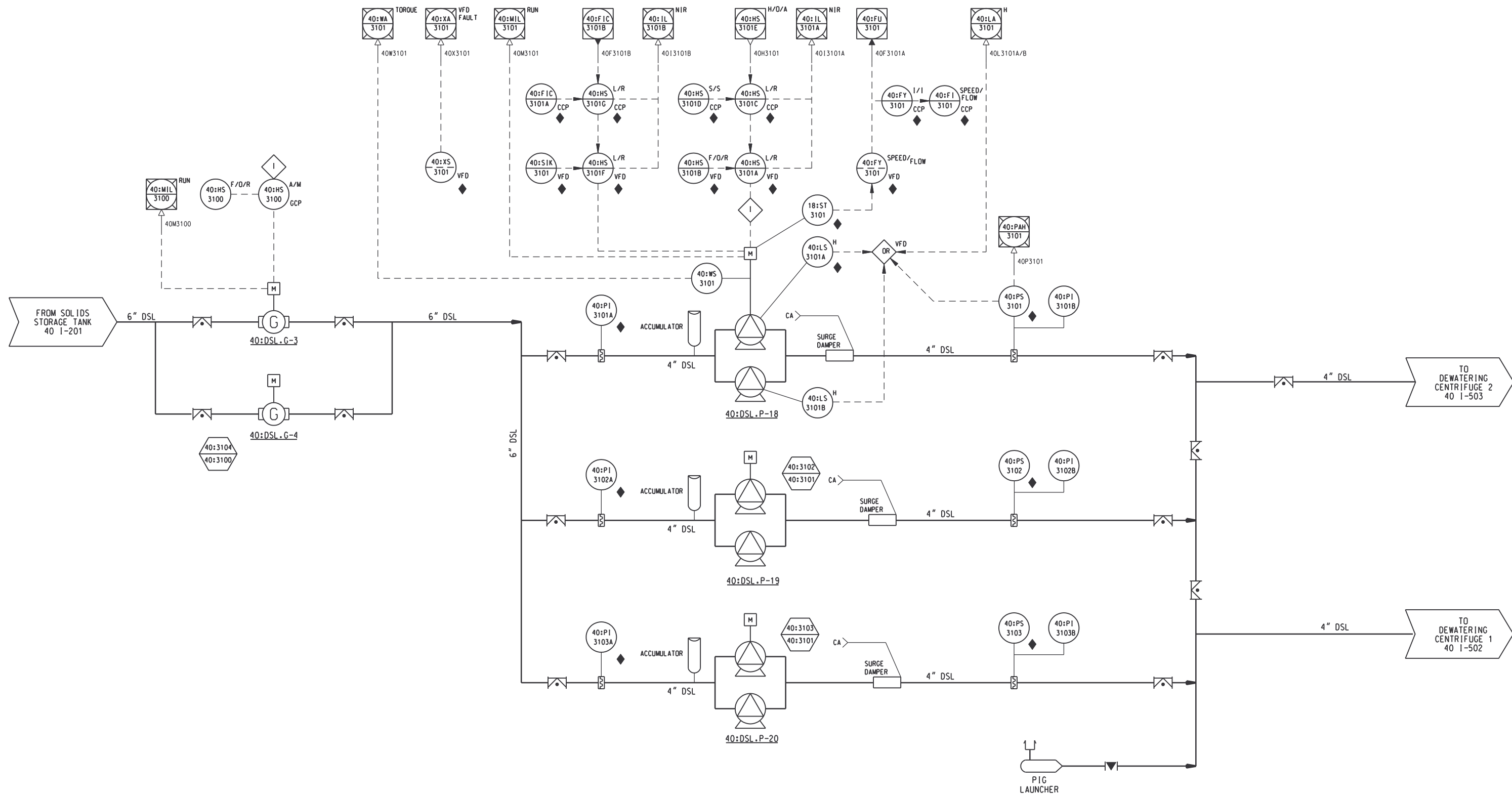
REV NO	DATE	RELEASED BY	DESCRIPTION OF REVISION	NAME	DATE
1	4/18/00	MKJ	DELETE ISOLATION VALVES, CORRECT CONTROLS	APPR MK JACKSON	4/13/00
2	5/16/00	MKJ	CHANGE PRESSURE INDICATION CONTROLS	CHKD E. STILLWELL	4/13/00
4/30/02	MKJ	RECORD DRAWING		DSGN E. STILLWELL	4/13/00

M&E Metcalf & Eddy
Piedmont Olsen Hensley
MA MORELAND ALTABELLI ASSOCIATES, INC.



GWINNETT COUNTY, GEORGIA
 DEPARTMENT OF PUBLIC UTILITIES
 NORTH ADVANCED
 WATER RECLAMATION FACILITY
 3276 BUFORD DRIVE

SOLIDS TREATMENT	DATE 4/30/02
SOLIDS STORAGE TANK	DRAWING NUMBER 40 I-201A 13-24



RECORD DRAWING

DSGN	E.STILLWELL	10/17/97
DRWN	R.SCHREFFER	10/17/97
CHKD	E.STILLWELL	10/17/97
APPR		
REV NO	DATE	RELEASED BY
4/30/02	4/30/02	MKJ
RECORD DRAWING		
DESCRIPTION OF REVISION		
NAME	DATE	

M&E Metcalf & Eddy

Piedmont Olsen Hensley

MA MORELAND ALTOBELLI ASSOCIATES, INC.

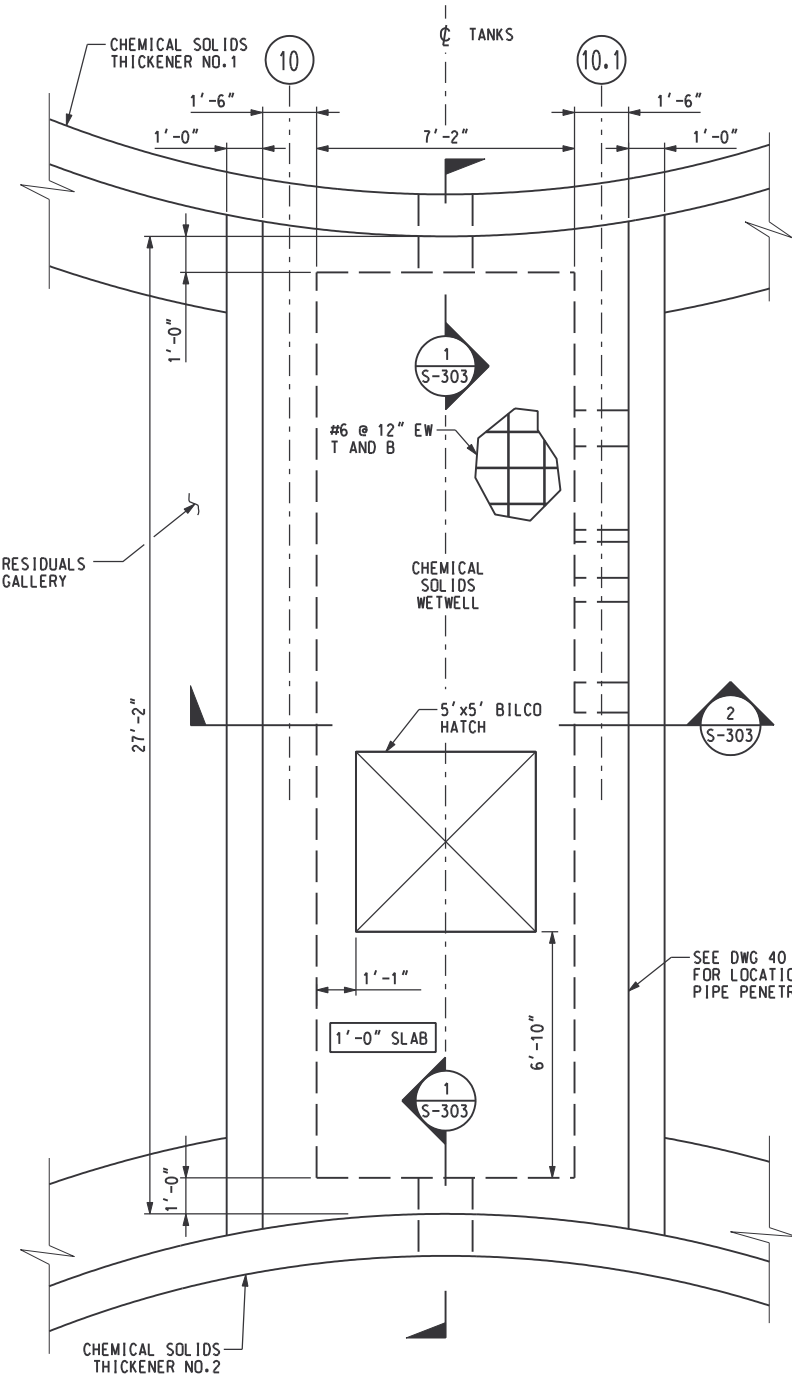
GWINNETT COUNTY, GEORGIA
 DEPARTMENT OF PUBLIC UTILITIES
 NORTH ADVANCED
 WATER RECLAMATION FACILITY
 3276 BUFORD DRIVE

SOLIDS TREATMENT

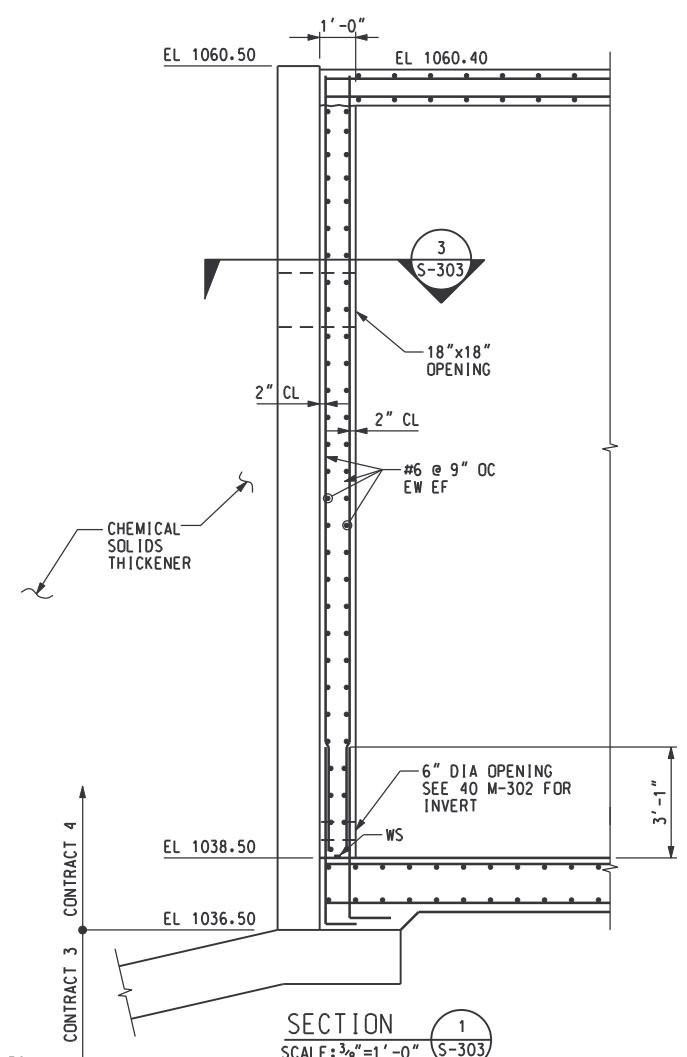
DIGESTED SLUDGE
 TRANSFER PUMPS

DATE
4/30/02

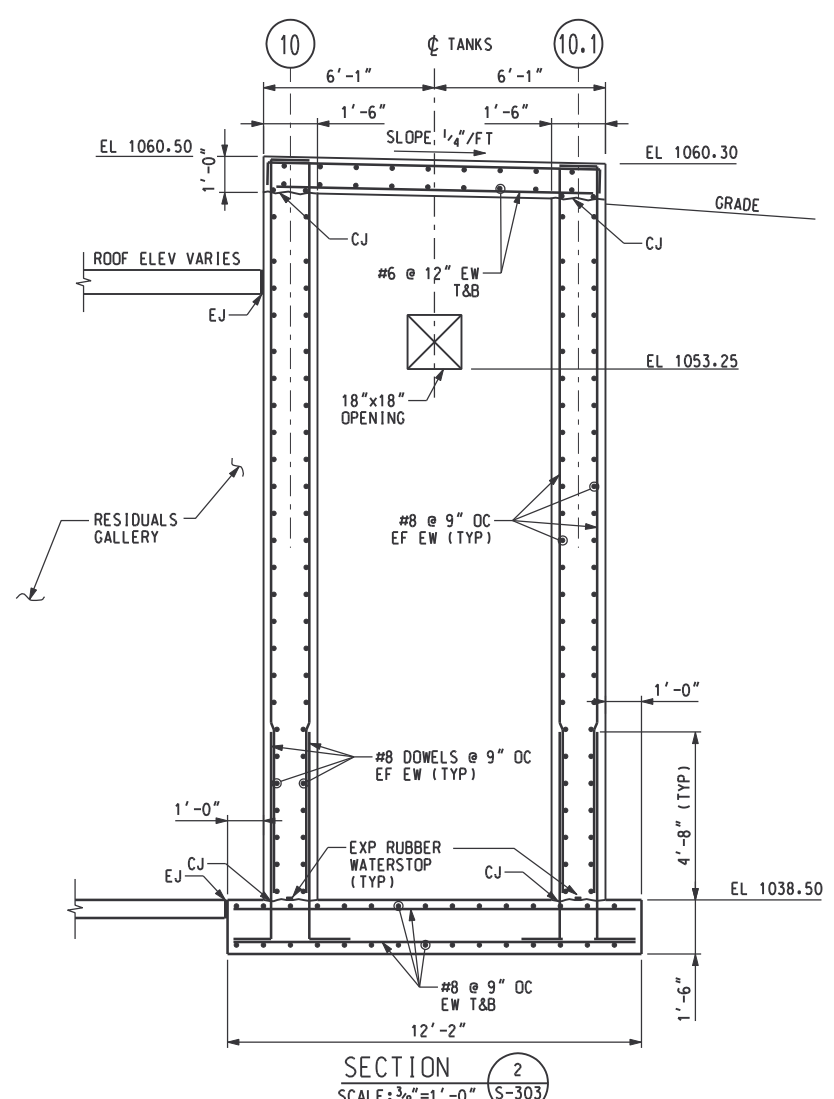
DRAWING NUMBER
40 I-202
13-25



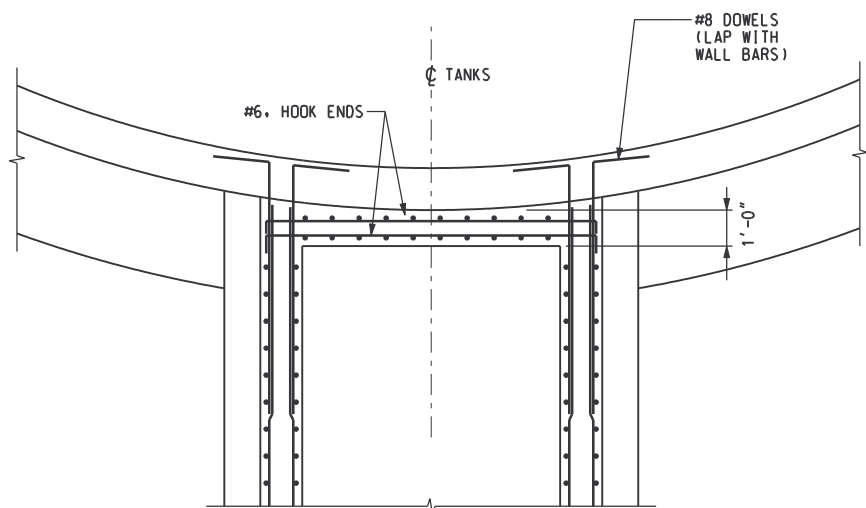
TOP PLAN
SCALE: 3/8"=1'-0"
DESIGN LL = 125 PSF



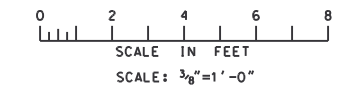
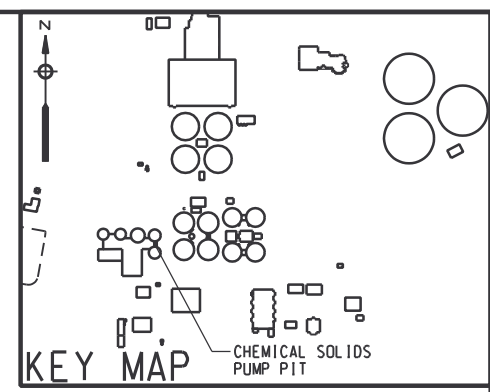
SECTION 1
SCALE: 3/8"=1'-0" S-303



SECTION 2
SCALE: 3/8"=1'-0" S-303



SECTION 3
SCALE: 3/8"=1'-0" S-303



RECORD DRAWING

REV NO	DATE	RELEASED BY	DESCRIPTION OF REVISION
4/30/02	4/30/02	MKJ	RECORD DRAWING

M&E Metcalf & Eddy

PiedmontOlsen Hensley

MA MORELAND ALTOBELLI ASSOCIATES, INC.

GWINNETT COUNTY, GEORGIA
DEPARTMENT OF PUBLIC UTILITIES
NORTH ADVANCED
WATER RECLAMATION FACILITY
3276 BUFORD DRIVE

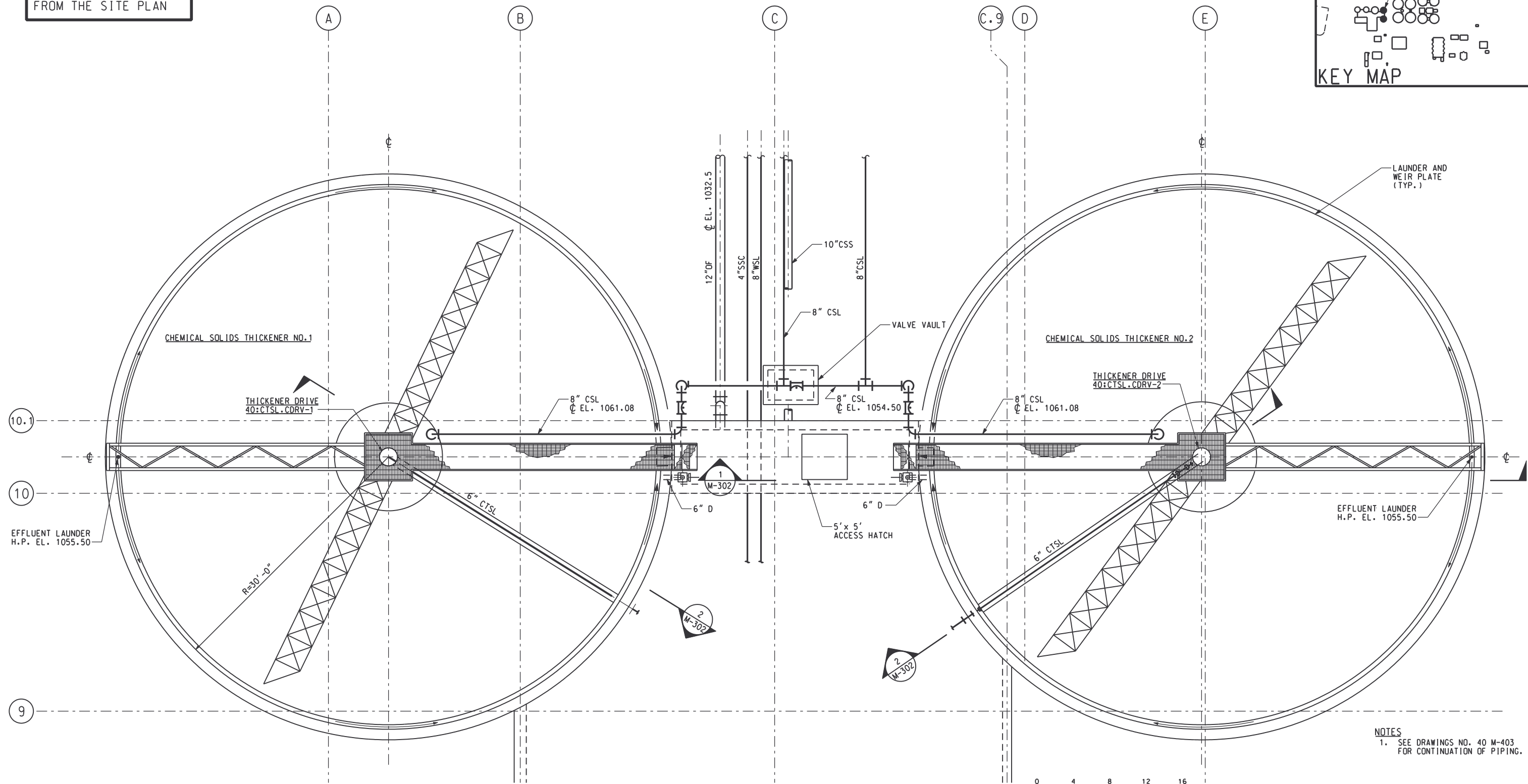
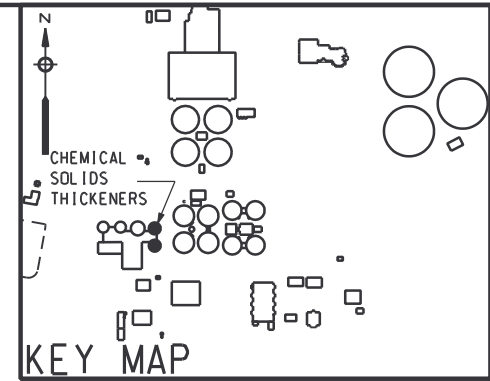
SOLIDS TREATMENT

**CHEMICAL SOLIDS THICKENER
WET WELL TOP PLAN AND SECTIONS**

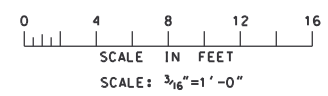
DATE	4/13/00
DRAWING NUMBER	40 S-303
	13-28



NOTE: ORIENTATION OF THIS DRAWING DIFFERS FROM THE SITE PLAN



NOTES
1. SEE DRAWINGS NO. 40 M-403 FOR CONTINUATION OF PIPING.



RECORD DRAWING

REV NO	DATE	RELEASED BY	DESCRIPTION OF REVISION
4/30/02	4/30/02	MKJ	RECORD DRAWING

CONF	M.K. JACKSON	1/30/98
DSGN	V. KUREK	10/17/97
DRWN	M. NARDELLA	10/17/97
CHKD	N. COOPER	10/17/97
APPR		
	NAME	DATE

M&E Metcalf & Eddy

Piedmont Olsen Hensley

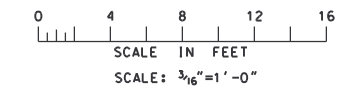
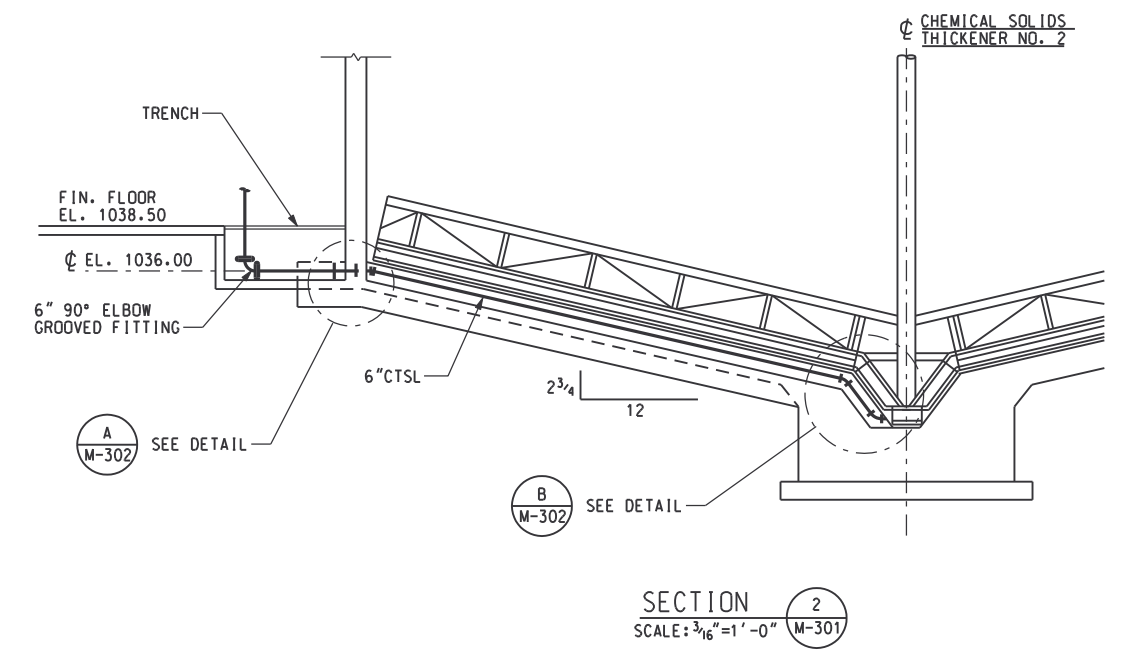
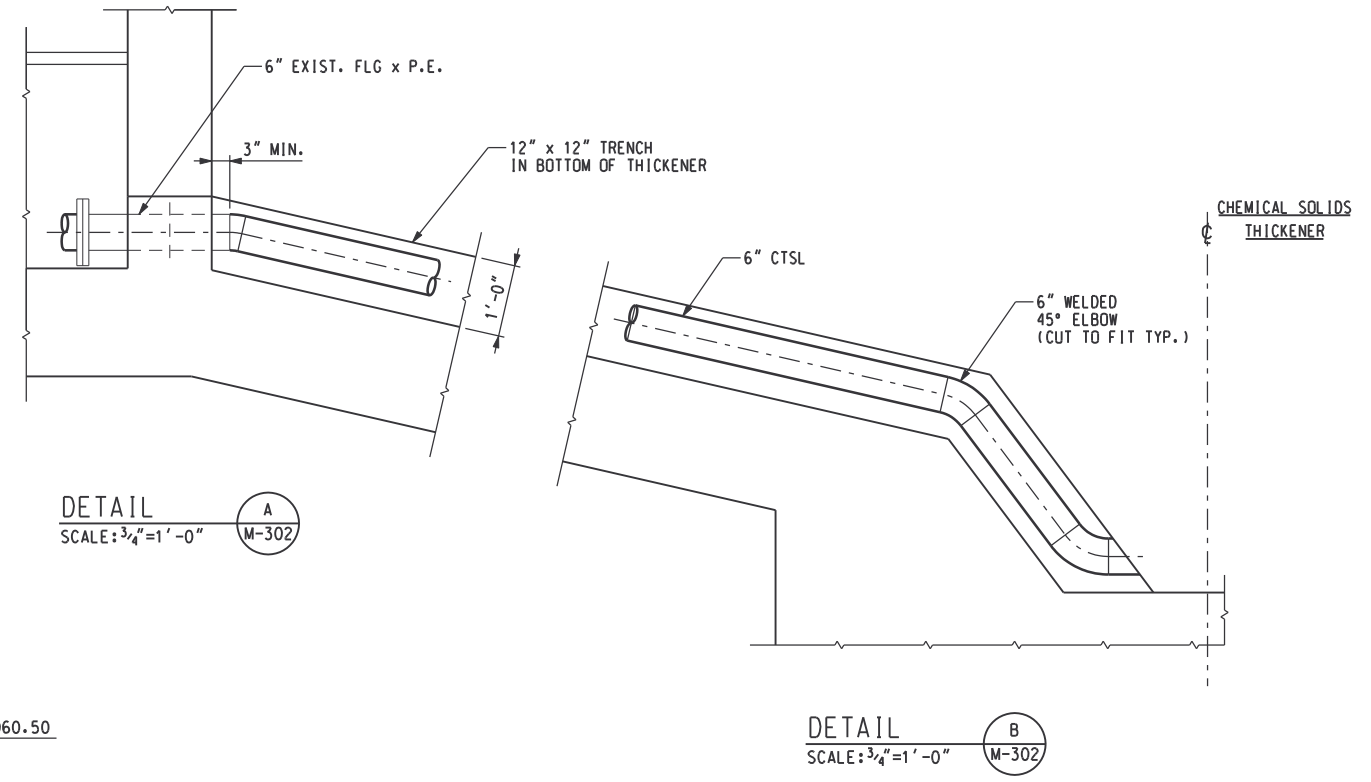
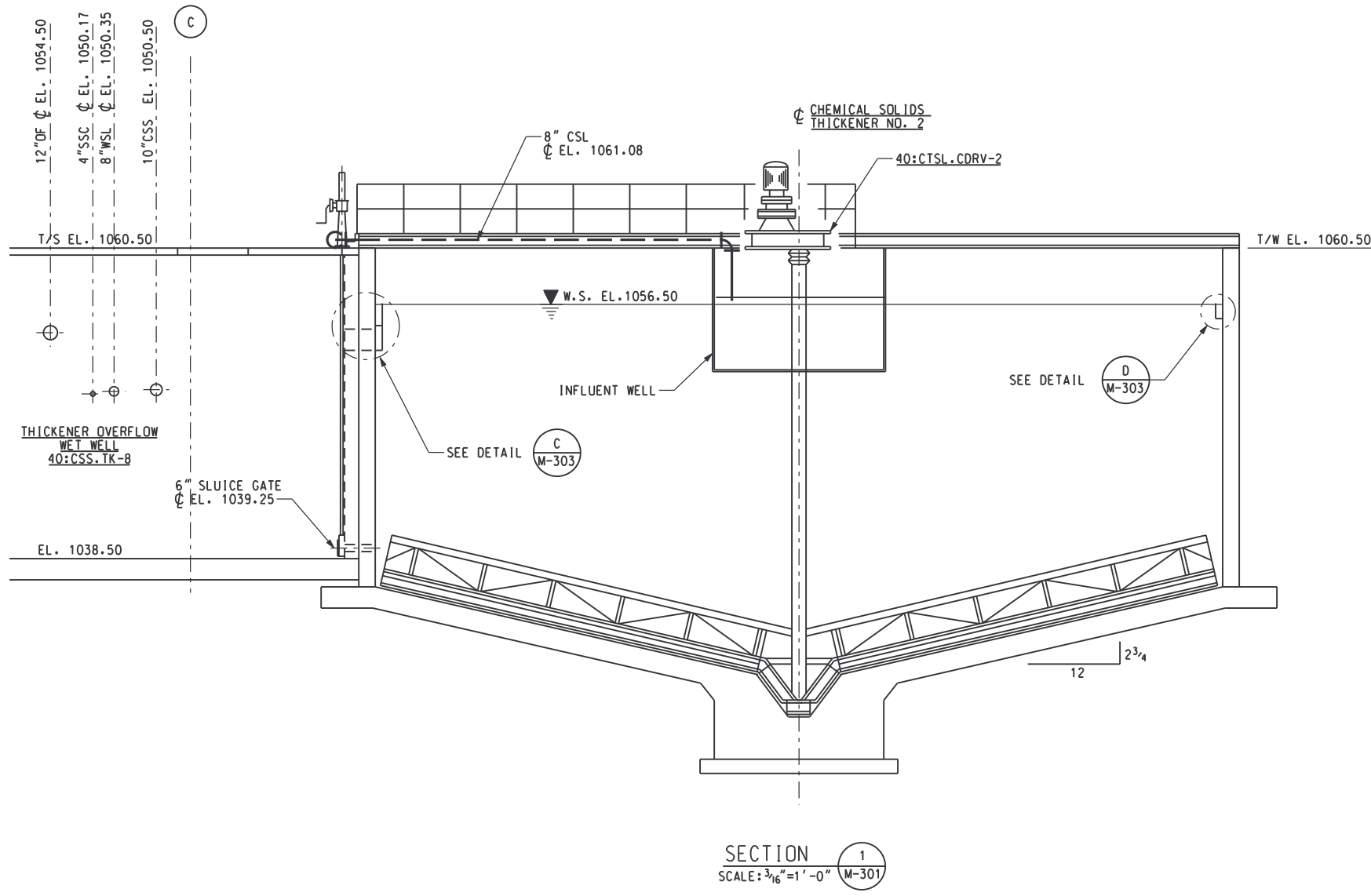
MA MORELAND ALTOBELLI ASSOCIATES, INC.

GWINNETT COUNTY, GEORGIA
DEPARTMENT OF PUBLIC UTILITIES
NORTH ADVANCED WATER RECLAMATION FACILITY
3276 BUFORD DRIVE

SOLIDS TREATMENT

CHEMICALS SOLIDS PLAN

DATE	4/13/00
DRAWING NUMBER	40 M-301
	13-30



RECORD DRAWING

DSGN	V. KUREK	10/17/97			
DRWN	R. LONG	10/17/97			
CHKD	N. COOPER	10/17/97			
APPR					
REV NO	DATE	RELEASED BY	DESCRIPTION OF REVISION	NAME	DATE
4/30/02	4/30/02	MKJ	RECORD DRAWING		

M&E Metcalf & Eddy

Piedmont Olsen Hensley

MA MORELAND ALTOBELLI ASSOCIATES, INC.

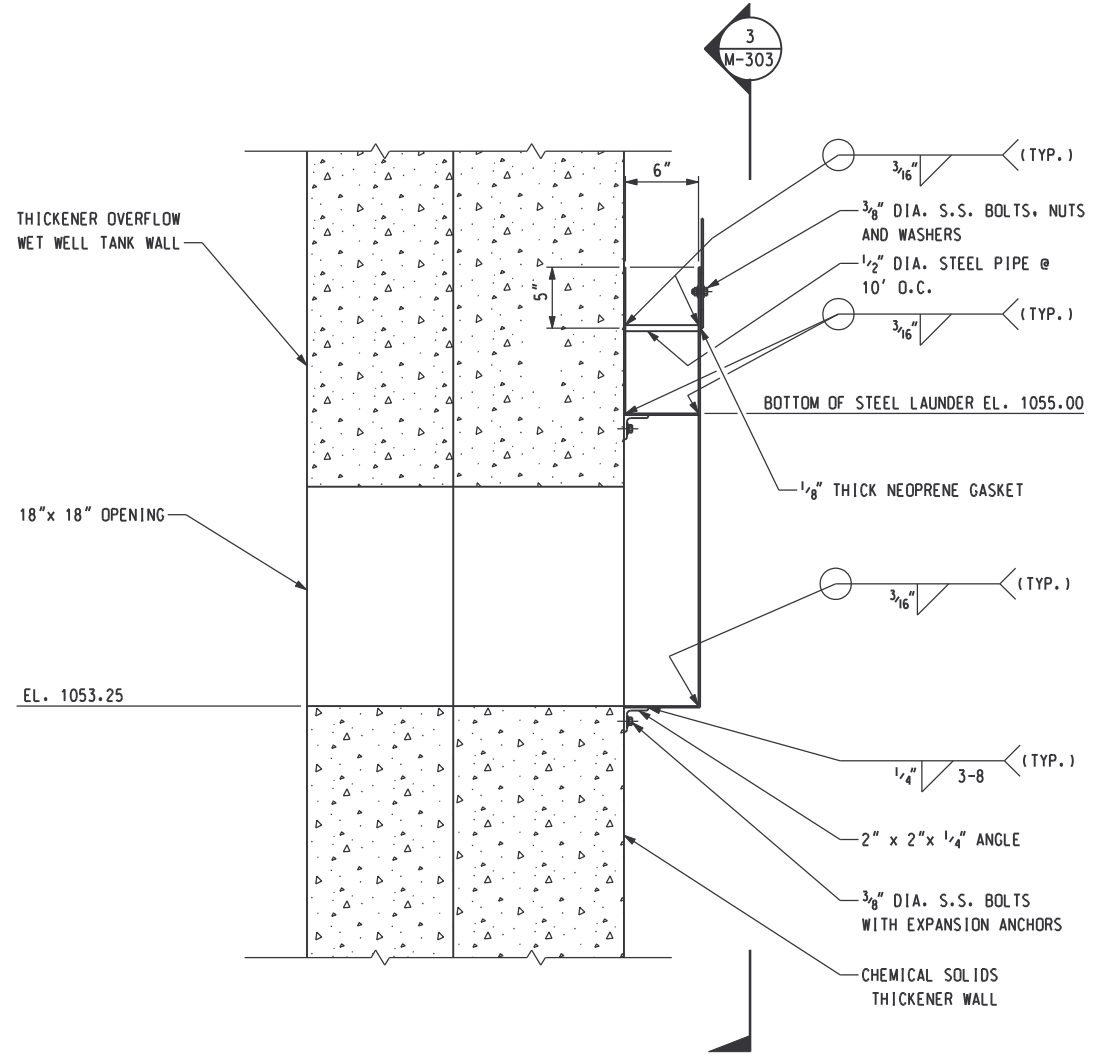
GWINNETT COUNTY, GEORGIA
DEPARTMENT OF PUBLIC UTILITIES
NORTH ADVANCED
WATER RECLAMATION FACILITY
3276 BUFORD DRIVE

SOLIDS TREATMENT

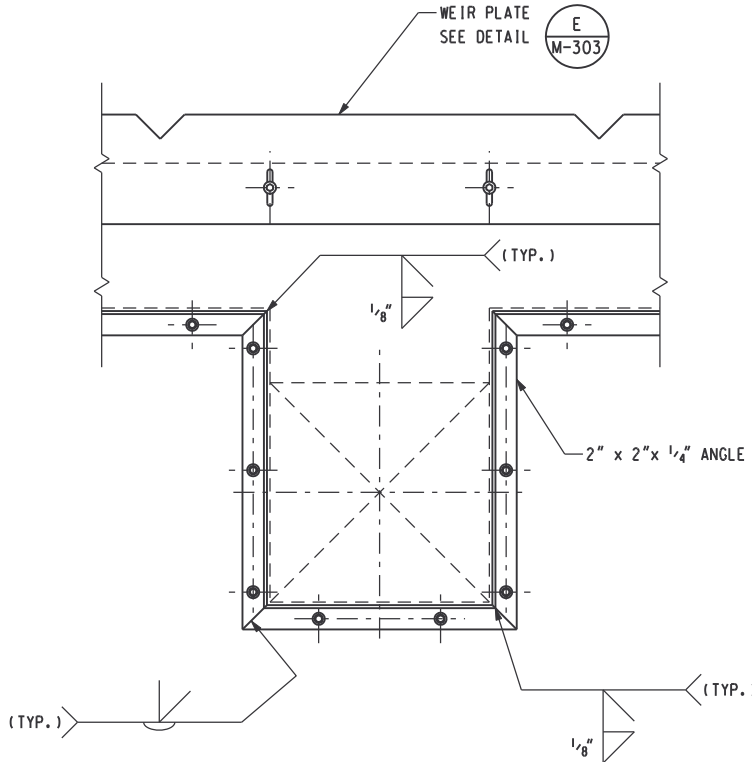
CHEMICAL SOLIDS THICKENER SECTIONS AND DETAILS

DATE
4/30/02

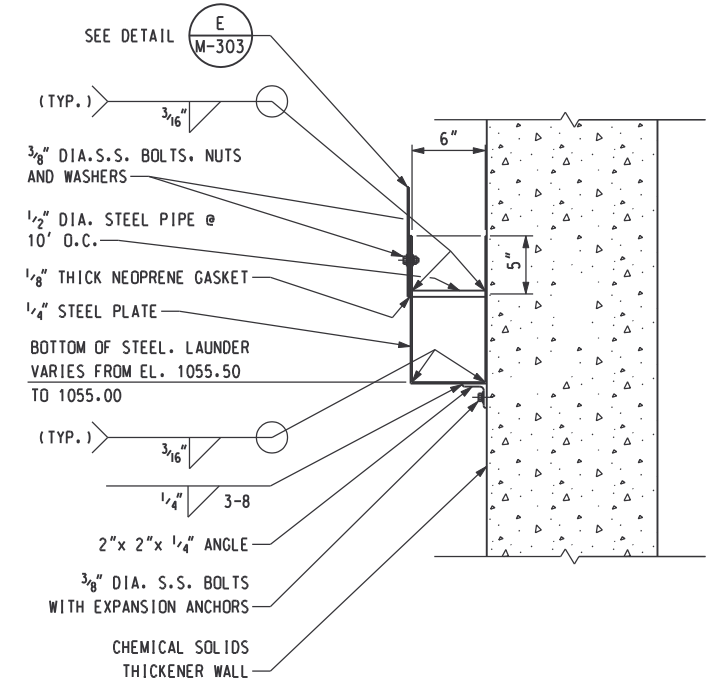
DRAWING NUMBER
40 M-302
13-31



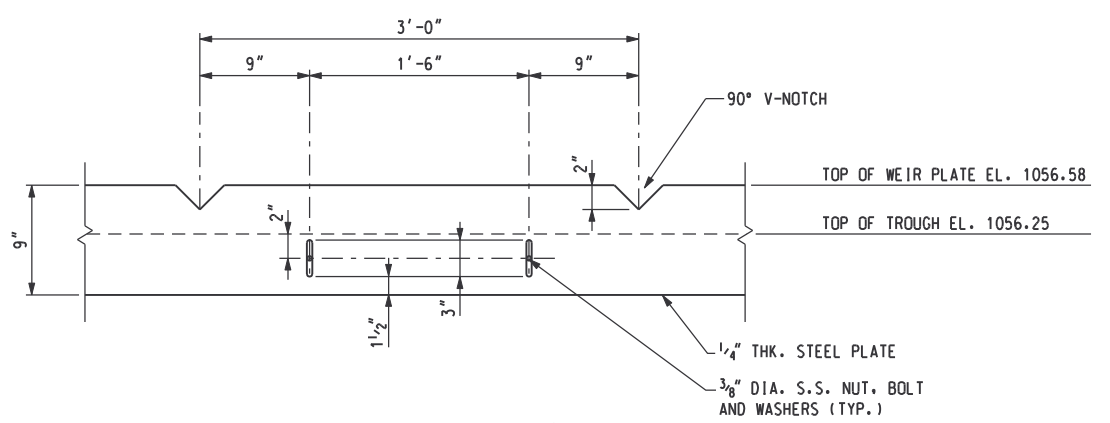
DETAIL C
SCALE: 1 1/2" = 1' - 0" M-303



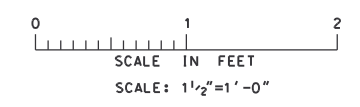
SECTION 3
SCALE: 1/2" = 1' - 0" M-303



DETAIL D
SCALE: 1 1/2" = 1' - 0" M-303



DETAIL E
SCALE: 1 1/2" = 1' - 0" M-303



RECORD DRAWING

DSGN	V. KUREK	10/17/97			
DRWN	R. LONG	10/17/97			
CHKD	N. COOPER	10/17/97			
APPR					
REV NO	DATE	RELEASED BY	DESCRIPTION OF REVISION	NAME	DATE
4/30/02	4/30/02	MKJ	RECORD DRAWING		

M&E Metcalf & Eddy

Piedmont Olsen Hensley

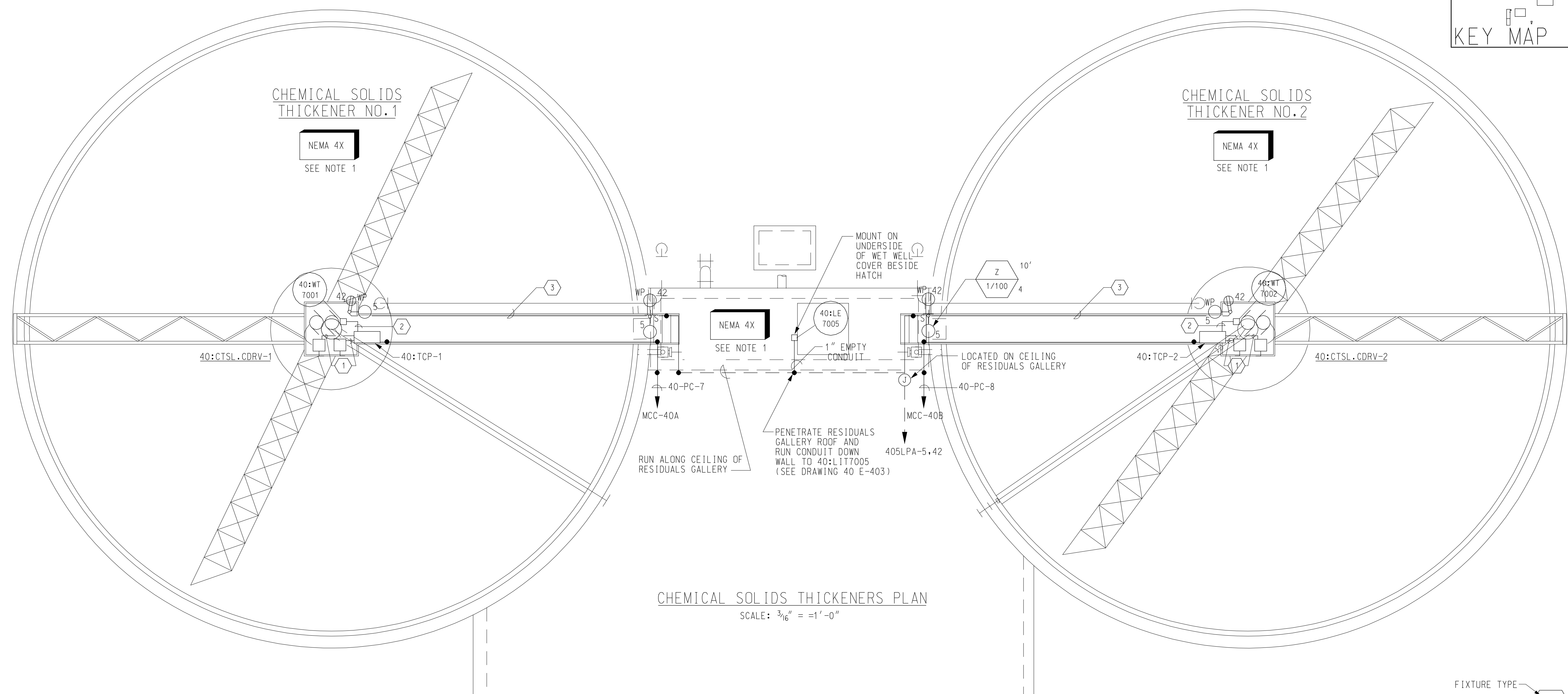
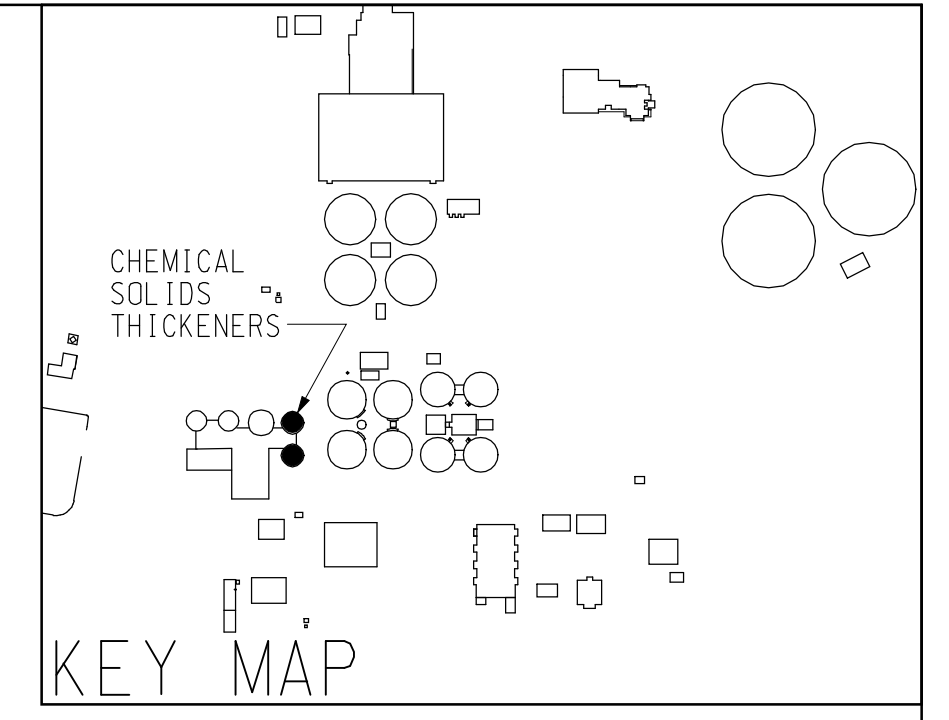
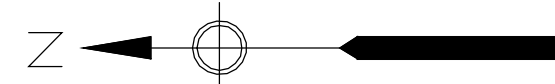
MA MORELAND ALTABELLI ASSOCIATES, INC.

GWINNETT COUNTY, GEORGIA
DEPARTMENT OF PUBLIC UTILITIES
NORTH ADVANCED
WATER RECLAMATION FACILITY
3276 BUFORD DRIVE

SOLIDS TREATMENT

CHEMICAL SOLIDS THICKENER
DETAILS

DATE	4/30/02
DRAWING NUMBER	40 M-303
	13-32



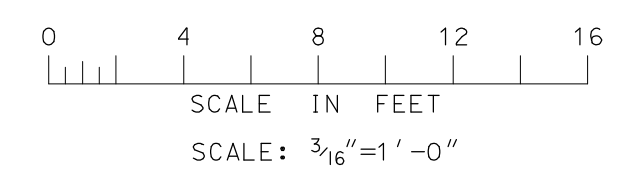
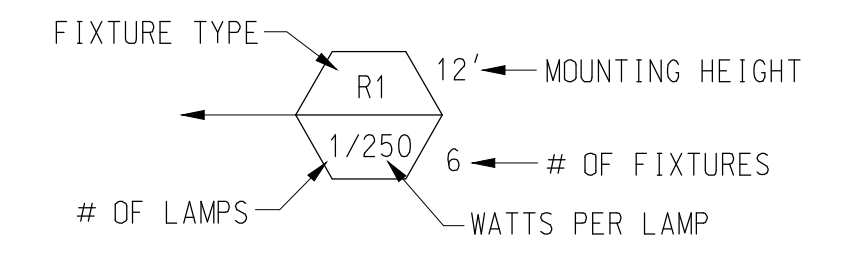
CHEMICAL SOLIDS THICKENERS PLAN
SCALE: 3/16" = 1'-0"

NOTES:

1. AREA DESIGNATION: ALL ELECTRICAL WORK WITHIN THIS AREA SHALL CONFORM TO THE REQUIREMENTS OF THE SPECIFICATIONS FOR THE DESIGNATION INDICATED.
2. FOR SYMBOLS AND GENERAL NOTES SEE DRAWINGS 00 E-501, 00 E-502 AND 00 E-503.
3. FOR PANELBOARD SCHEDULE SEE DRAWING 40 E-519.
4. FOR LIGHTING FIXTURE SCHEDULE SEE DRAWING 00 E-603.
5. CONDUCTORS FOR LIGHTING SWITCH LEG AND CONDUCTORS BETWEEN ALL LIGHTING FIXTURES SHALL BE THE SAME SIZE AS LIGHTING FIXTURE HOMERUN CIRCUIT CONDUCTOR.
6. ALL 208V LIGHTING SHOWN ON THIS DRAWING SHALL BE WIRED TO PANELBOARD 405LPA UNLESS OTHERWISE NOTED.
7. ALL 120V RECEPTACLES SHOWN ON THIS DRAWING SHALL BE WIRED TO PANELBOARD 405LPA UNLESS OTHERWISE NOTED.
8. LIGHTING FIXTURES ARE SHOWN IN APPROXIMATE LOCATIONS. INSTALLATION TO BE COORDINATED WITH OTHER DISCIPLINES TO PREVENT INTERFERENCES.
9. FOR CONDUIT AND CABLE LIST, SEE DRAWING 40 E-528. LIGHTING AND RECEPTACLE CONDUIT AND CABLE ARE NOT SHOWN ON THE LIST. CONTRACTOR SHALL PROVIDE NECESSARY CONDUIT AND CABLE. MINIMUM CONDUIT SIZE SHALL BE 3/4". MINIMUM SIZE CABLE SHALL BE #12AWG.
10. ALL CONDUITS IN THIS AREA SHALL BE RUN EXPOSED ALONG THE SIDE OF THE WALKWAY AND STUB DOWN INTO RESIDUALS GALLERY. CONDUITS SHALL RUN ALONG GALLERY CEILING TO ELECTRICAL ROOM.

LEGEND:

- ① 3/4"C, 3#12 & 1#12G
- ② 3/4"C, 2#14
- ③ 1"C, 4#12 & 2#12G



RECORD DRAWING

REV NO	DATE	RELEASED BY	DESCRIPTION OF REVISION

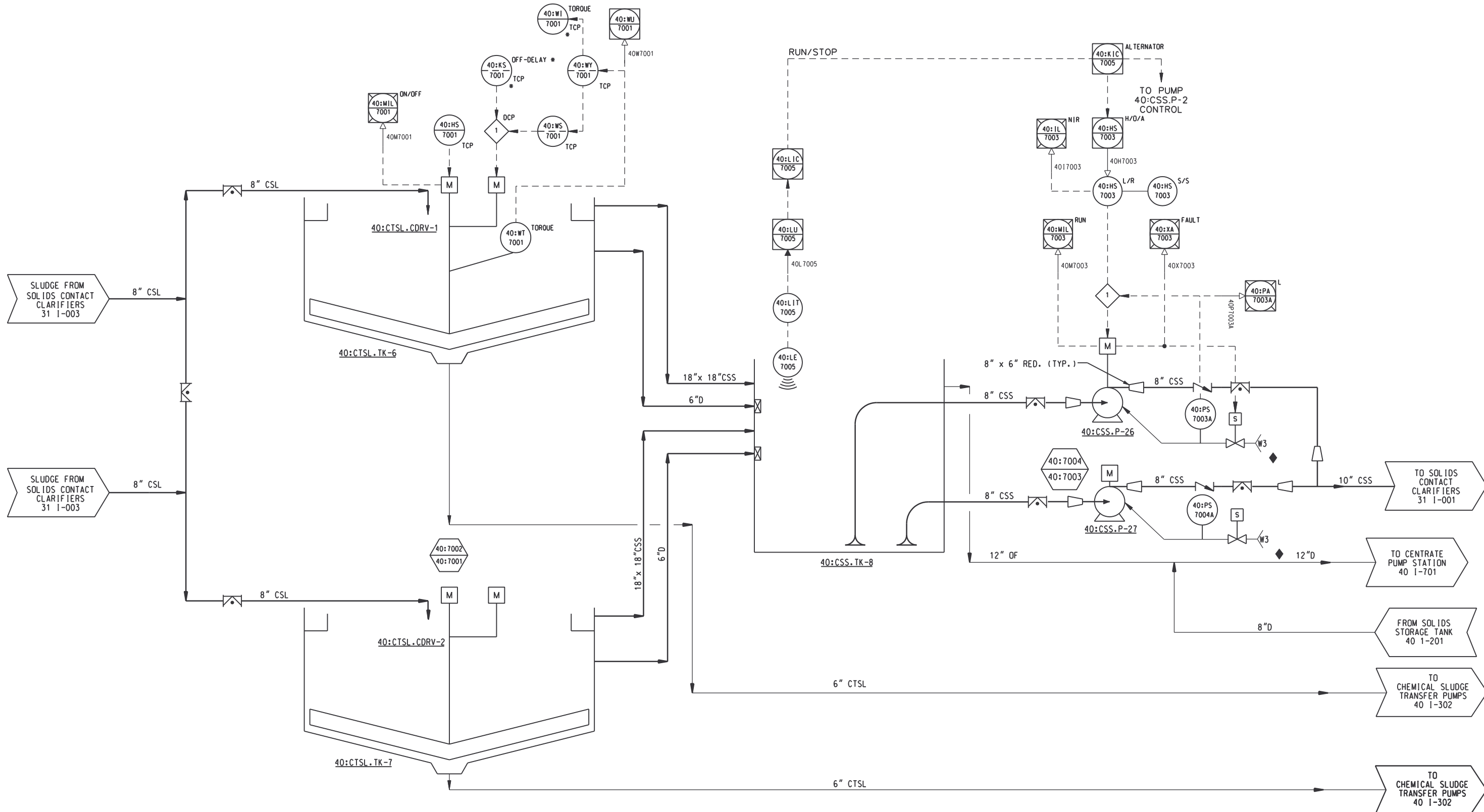
APPR	NAME	DATE

M&E Metcalf & Eddy
Piedmont Olsen Hensley
MA MORELAND ALTABELLI ASSOCIATES, INC.

GWINNETT COUNTY, GEORGIA
 DEPARTMENT OF PUBLIC UTILITIES
 NORTH ADVANCED WATER RECLAMATION FACILITY
 3276 BUFORD DRIVE

SOLIDS TREATMENT
 CHEMICAL SOLIDS POWER AND LIGHTING PLAN
 ELECTRICAL

DATE	2/20/04
DRAWING NUMBER	40 E-301
	13-33



- NOTES:
1. TCP = THICKENER CONTROL PANEL PROVIDED BY THICKENER MANUFACTURER
 2. INTERLOCK W/PUMP OPERATION.

RECORD DRAWING

REV NO	DATE	RELEASED BY	DESCRIPTION OF REVISION	NAME	DATE

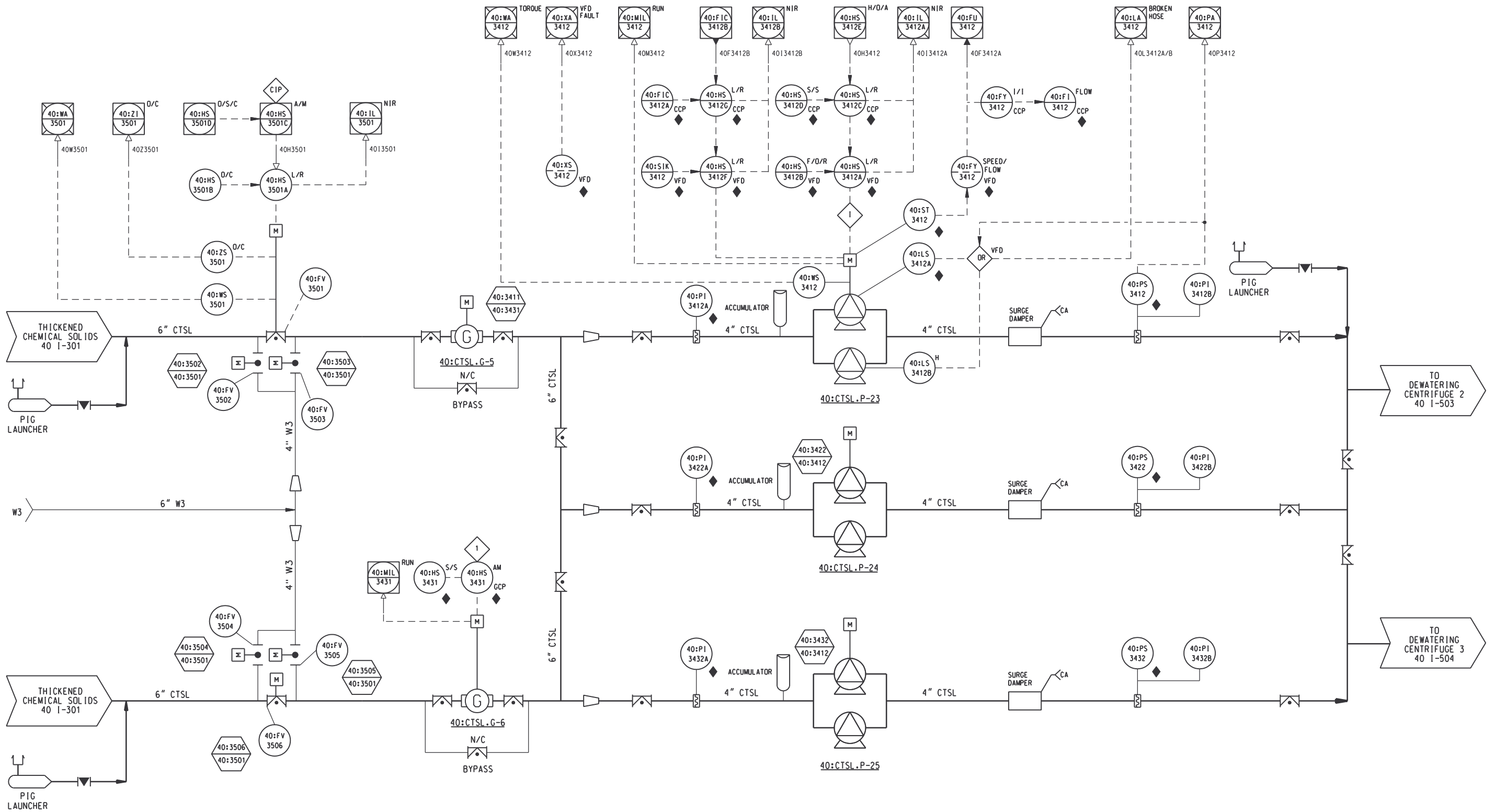
M&E Metcalf & Eddy

Piedmont Olsen Hensley

MA MORELAND ALTOBELLI ASSOCIATES, INC.

GWINNETT COUNTY, GEORGIA
 DEPARTMENT OF PUBLIC UTILITIES
 NORTH ADVANCED
 WATER RECLAMATION FACILITY
 3276 BUFORD DRIVE

SOLIDS TREATMENT		DATE
CHEMICAL THICKENING		
DRAWING NUMBER		40 1-301
		13-34



NOTE:
 1. STOP HOSE PUMP ON BROKEN HOSE, HIGH DISCHARGE PRESSURE OR HIGH TORQUE.

RECORD DRAWING

DSGN	E.STILLWELL	10/17/97
DRWN	R.SCHREFFER	10/17/97
CHKD	E.STILLWELL	10/17/97
APPR		
REV NO	DATE	RELEASED BY
4/30/02	4/30/02	MKJ

M&E Metcalf & Eddy
Piedmont Olsen Hensley
MA MORELAND ALTOBELLI ASSOCIATES, INC.

GWINNETT COUNTY, GEORGIA
 DEPARTMENT OF PUBLIC UTILITIES
 NORTH ADVANCED WATER RECLAMATION FACILITY
 3276 BUFORD DRIVE

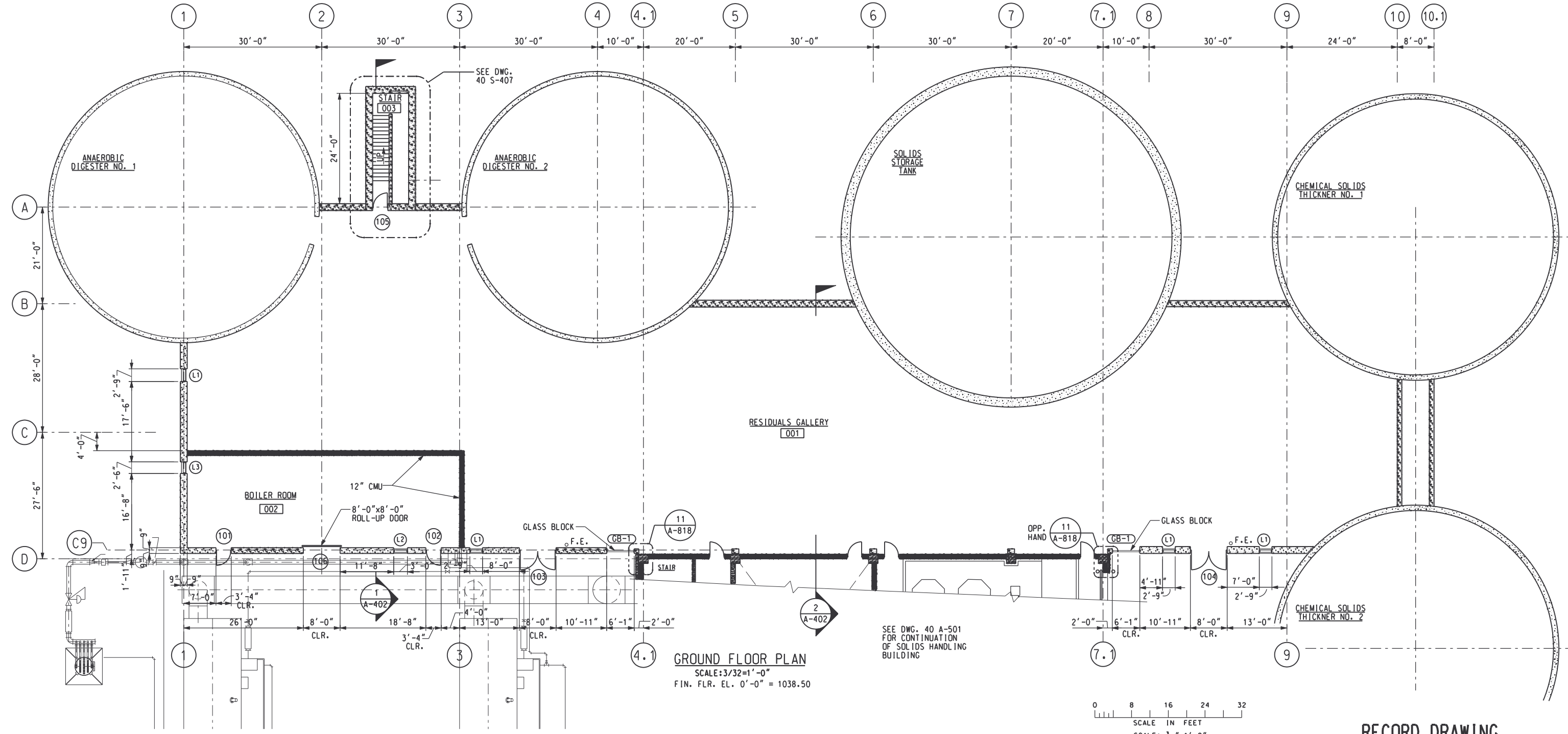
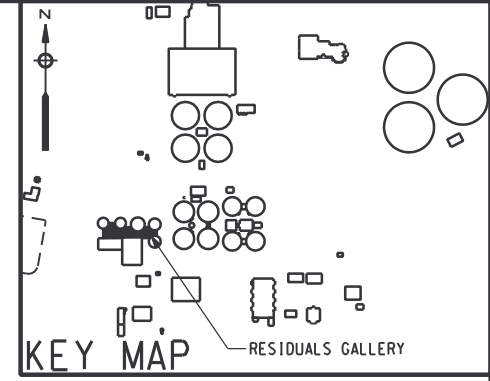
SOLIDS TREATMENT
 CHEMICAL SLUDGE TRANSFER PUMPS

DATE	4/30/02
DRAWING NUMBER	40 I-302
	13-35



NOTES:

1. FOR DOOR SCHEDULE SEE DRAWING 00 A-806.
2. FOR ROOM FINISH SCHEDULE SEE DRAWING 00 A-803.
3. FOR GLASS BLOCK SCHEDULE SEE DRAWING 00 A-810.
4. FOR LOUVER SCHEDULE SEE DRAWING 00 A-809.
5. FOR ROOF PLAN SEE DRAWING 40 A-503.



RECORD DRAWING

REV NO	DATE	RELEASED BY	DESCRIPTION OF REVISION
4/30/02	4/30/02	MKJ	RECORD DRAWING

M&E Metcalf & Eddy

Piedmont Olsen Hensley

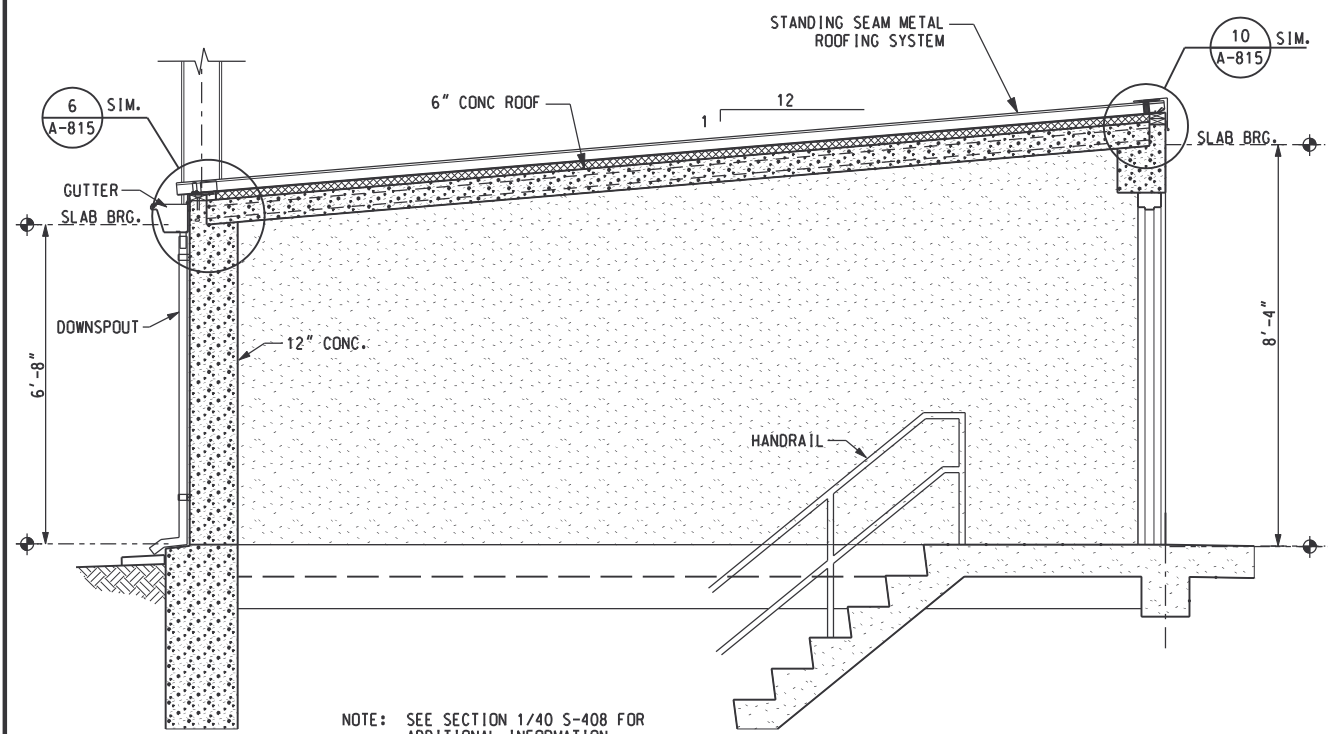
MA MORELAND ALTOBELLI ASSOCIATES, INC.

GWINNETT COUNTY, GEORGIA
DEPARTMENT OF PUBLIC UTILITIES
NORTH ADVANCED
WATER RECLAMATION FACILITY
3276 BUFORD DRIVE

SOLIDS TREATMENT

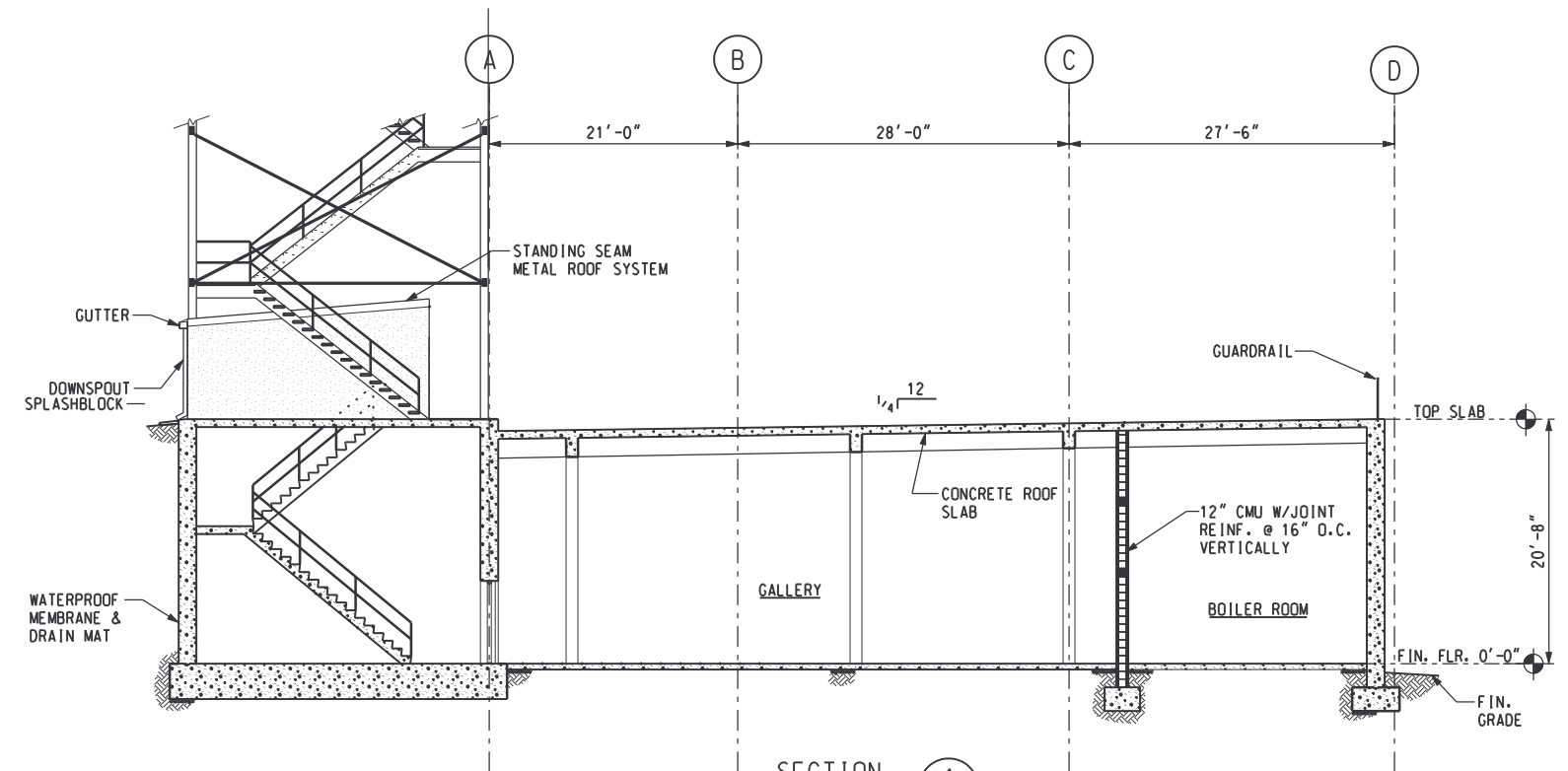
**RESIDUALS GALLERY
FLOOR PLAN**

DATE	4/13/00
DRAWING NUMBER	40 A-401
	13-36

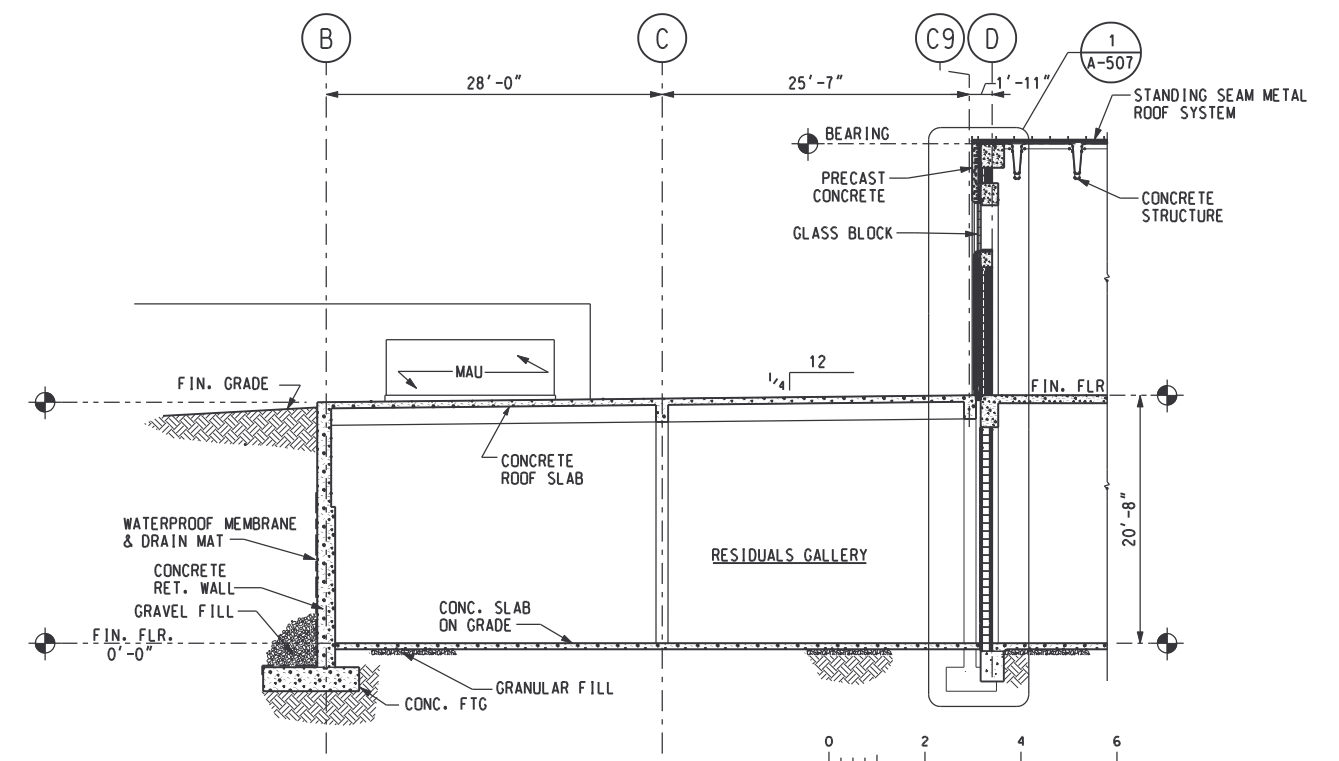


NOTE: SEE SECTION 1/40 S-408 FOR ADDITIONAL INFORMATION.

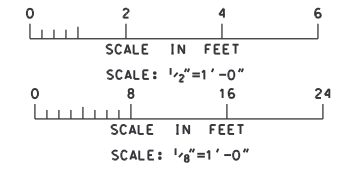
SECTION 3
SCALE: 1/2"=1'-0" A-503



SECTION 1
SCALE: 1/8"=1'-0" A-401



SECTION 2
SCALE: 1/8"=1'-0" A-401



DSGN	J. MILLER	10/17/97			
DRWN	M. McCOY	10/17/97			
CHKD	F. WOOD	10/17/97			
APPR					
REV NO	DATE	RELEASED BY	DESCRIPTION OF REVISION	NAME	DATE
4/30/02	4/30/02	MKJ	RECORD DRAWING		

M&E Metcalf & Eddy

Piedmont Olsen Hensley

MA MORELAND ALTABELLI ASSOCIATES, INC.

GWINNETT COUNTY, GEORGIA
DEPARTMENT OF PUBLIC UTILITIES
NORTH ADVANCED
WATER RECLAMATION FACILITY
3276 BUFORD DRIVE

SOLIDS TREATMENT

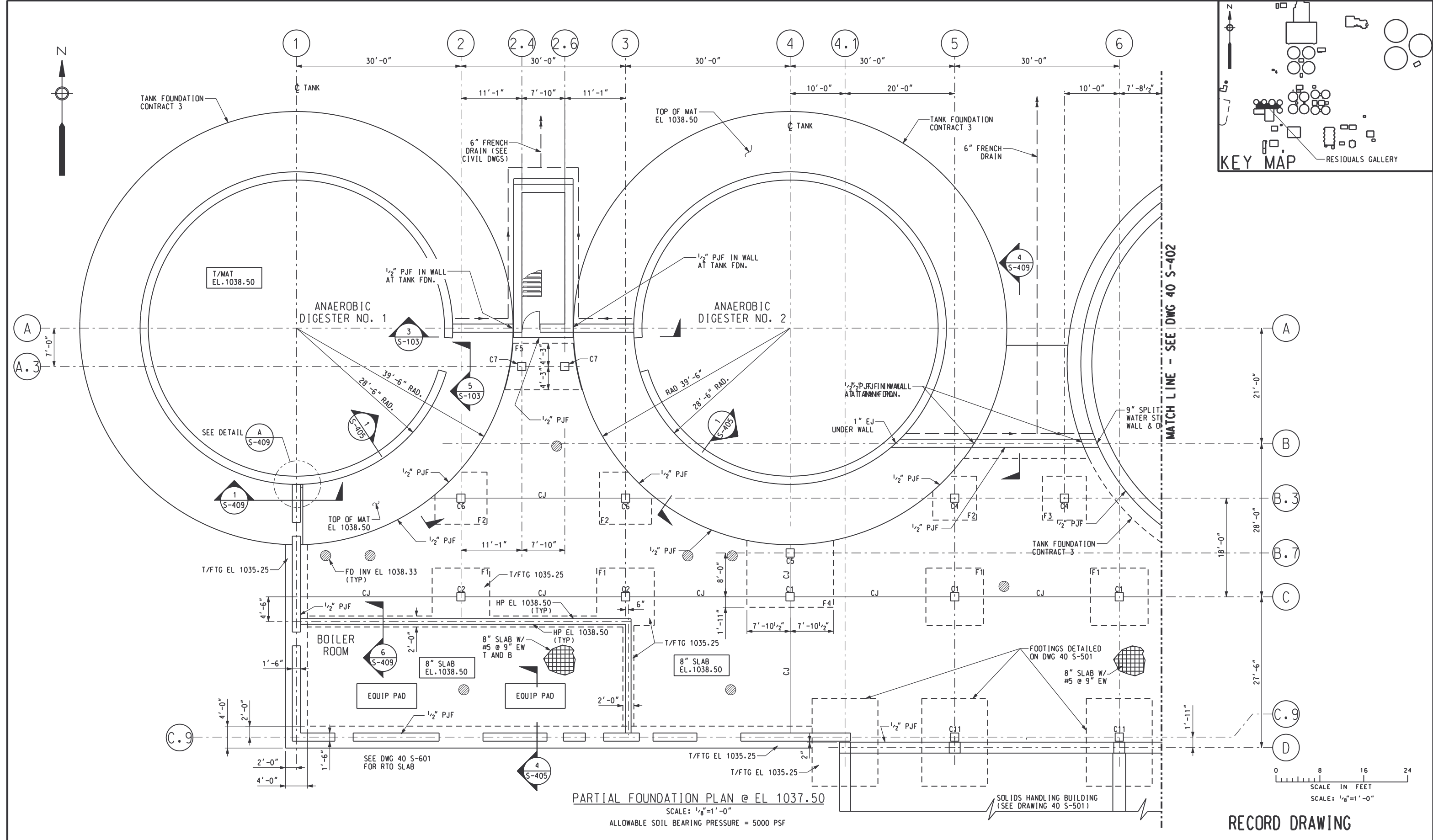
RESIDUALS GALLERY
BUILDING SECTIONS

RECORD DRAWING

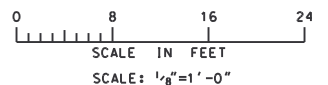
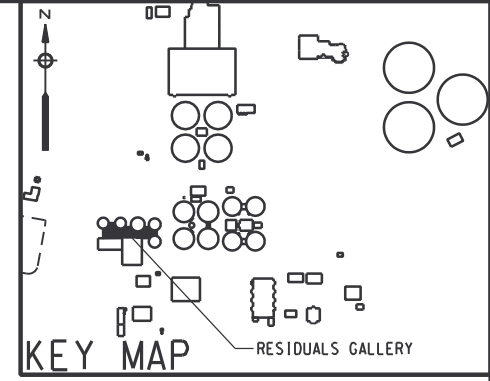
DATE
4/30/02

DRAWING NUMBER
40 A-402

13-37



PARTIAL FOUNDATION PLAN @ EL 1037.50
 SCALE: 1/8"=1'-0"
 ALLOWABLE SOIL BEARING PRESSURE = 5000 PSF



RECORD DRAWING

REV NO	DATE	RELEASED BY	DESCRIPTION OF REVISION
4/30/02	4/30/02	MKJ	RECORD DRAWING

DSGN	V.L./B.DAVIS	10/17/97
DRWN	T. ASKEW	10/17/97
CHKD	J. HENDRIX	10/17/97
APPR		10/17/97

M&E Metcalf & Eddy

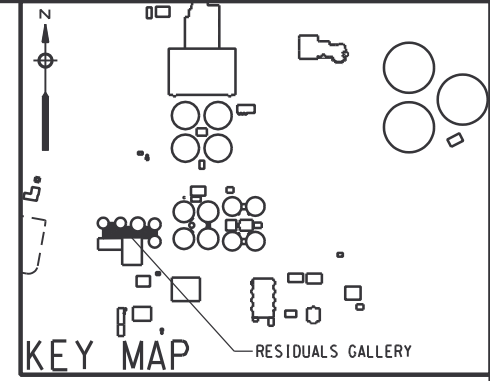
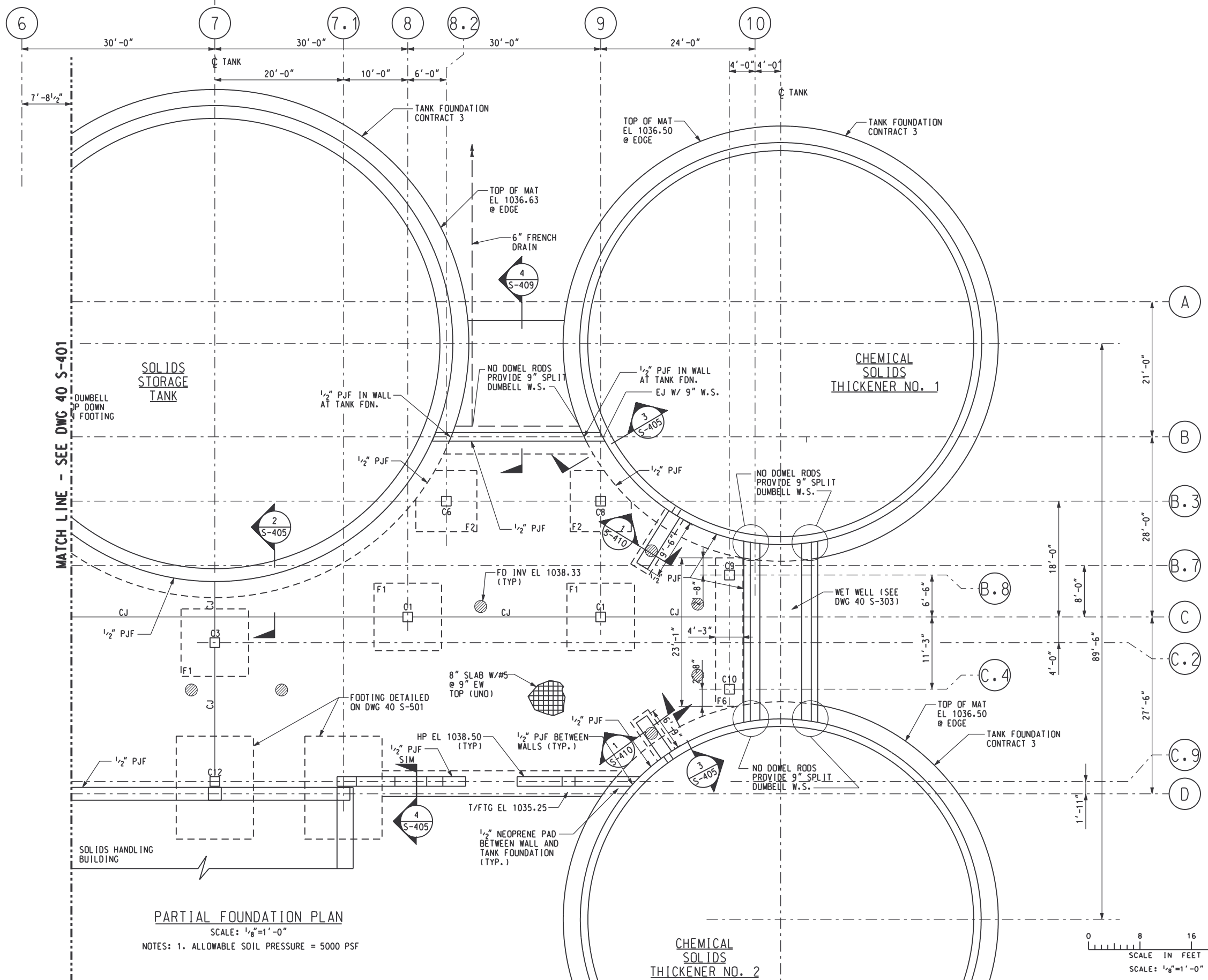
Piedmont Olsen Hensley

MA MORELAND ALTOBELLI ASSOCIATES, INC.

GWINNETT COUNTY, GEORGIA
 DEPARTMENT OF PUBLIC UTILITIES
 NORTH ADVANCED
 WATER RECLAMATION FACILITY
 3276 BUFORD DRIVE

SOLIDS TREATMENT
 RESIDUALS GALLERY
 FOUNDATION AND FLOOR PLAN 1

DATE	4/13/00
DRAWING NUMBER	40 S-401
	13-38

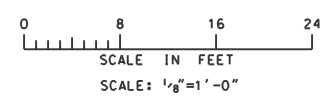


MATCH LINE - SEE DWG 40 S-401

PARTIAL FOUNDATION PLAN

SCALE: 1/8"=1'-0"

NOTES: 1. ALLOWABLE SOIL PRESSURE = 5000 PSF



NOTE: SEE ARCHITECTURAL DRAWINGS FOR GLASS BLOCK OPENINGS

RECORD DRAWING

REV NO	DATE	RELEASED BY	DESCRIPTION OF REVISION
4/30/02	4/30/02	MKJ	RECORD DRAWING

DSGN	V.L./B.DAVIS	10/17/97
DRWN	T. ASKEW	10/17/97
CHKD	J. HENDRIX	10/17/97
APPR		10/17/97

M&E Metcalf & Eddy

Piedmont Olsen Hensley

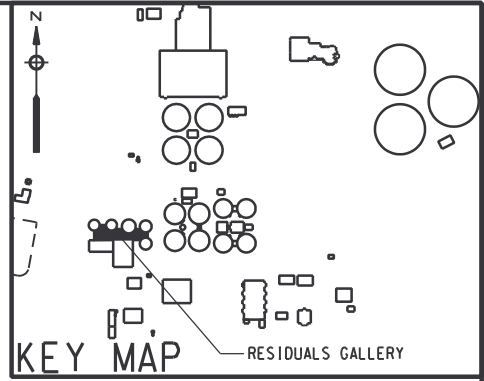
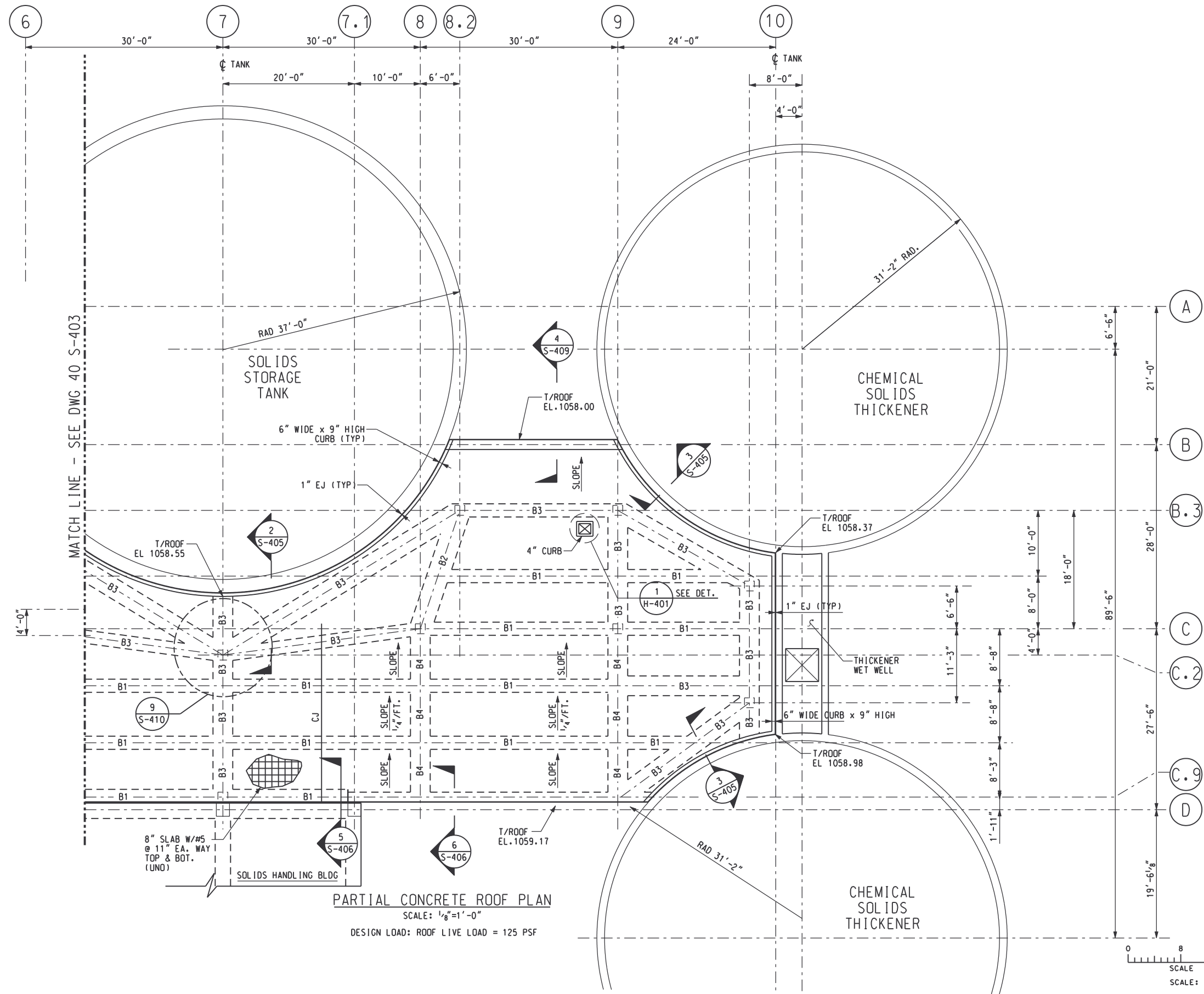
MA MORELAND ALTOBELLI ASSOCIATES, INC.

GWINNETT COUNTY, GEORGIA
 DEPARTMENT OF PUBLIC UTILITIES
 NORTH ADVANCED WATER RECLAMATION FACILITY
 3276 BUFORD DRIVE

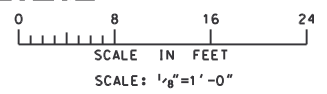
SOLIDS TREATMENT

RESIDUALS GALLERY
 FOUNDATION AND FLOOR PLAN 2

DATE	4/13/00
DRAWING NUMBER	40 S-402
	13-39



- NOTES:**
- 1.) POUR BEAMS SIMULTANEOUSLY WITH ROOF SLAB.
 - 2.) SEE DWG 40 S-410 FOR BEAM REINFORCING.
 - 3.) ALL BEAM REINFORCING SHALL BE CONTINUOUS AT INTERSECTIONS WITH OTHER BEAMS AND ACROSS COLUMNS.
 - 4.) SKEWED BEAMS SHALL HAVE HOOKED SPLICE BARS WHERE THEY INTERSECT WITH OTHER BEAMS. SEE DETAIL 9 S-410 FOR TYPICAL HOOK BARS.



RECORD DRAWING

REV NO	DATE	RELEASED BY	DESCRIPTION OF REVISION
4/30/02	4/30/02	MKJ	RECORD DRAWING

M&E Metcalf & Eddy

Piedmont Olsen Hensley

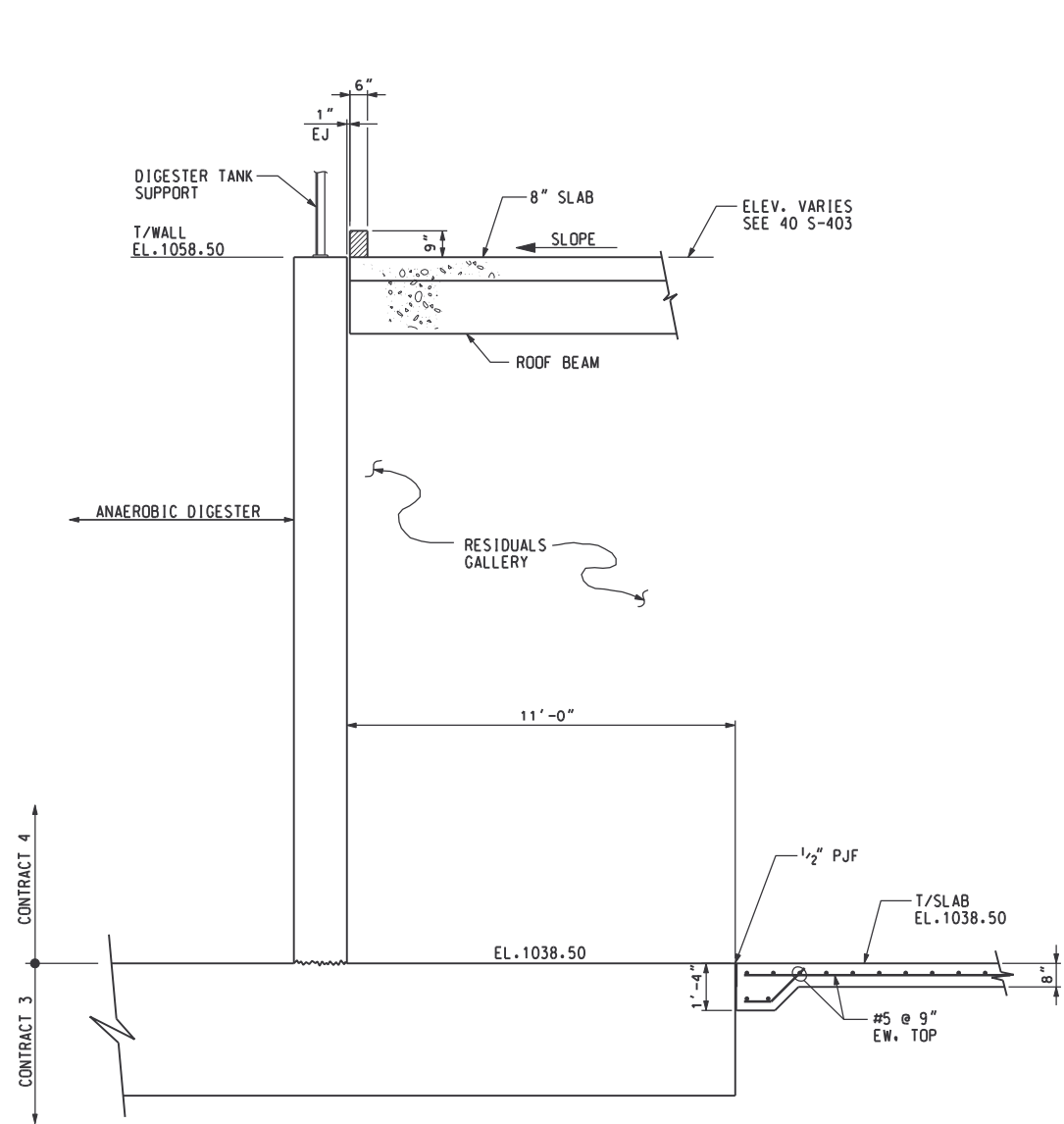
MA MORELAND ALTOBELLI ASSOCIATES, INC.

GWINNETT COUNTY, GEORGIA
 DEPARTMENT OF PUBLIC UTILITIES
 NORTH ADVANCED
 WATER RECLAMATION FACILITY
 3276 BUFORD DRIVE

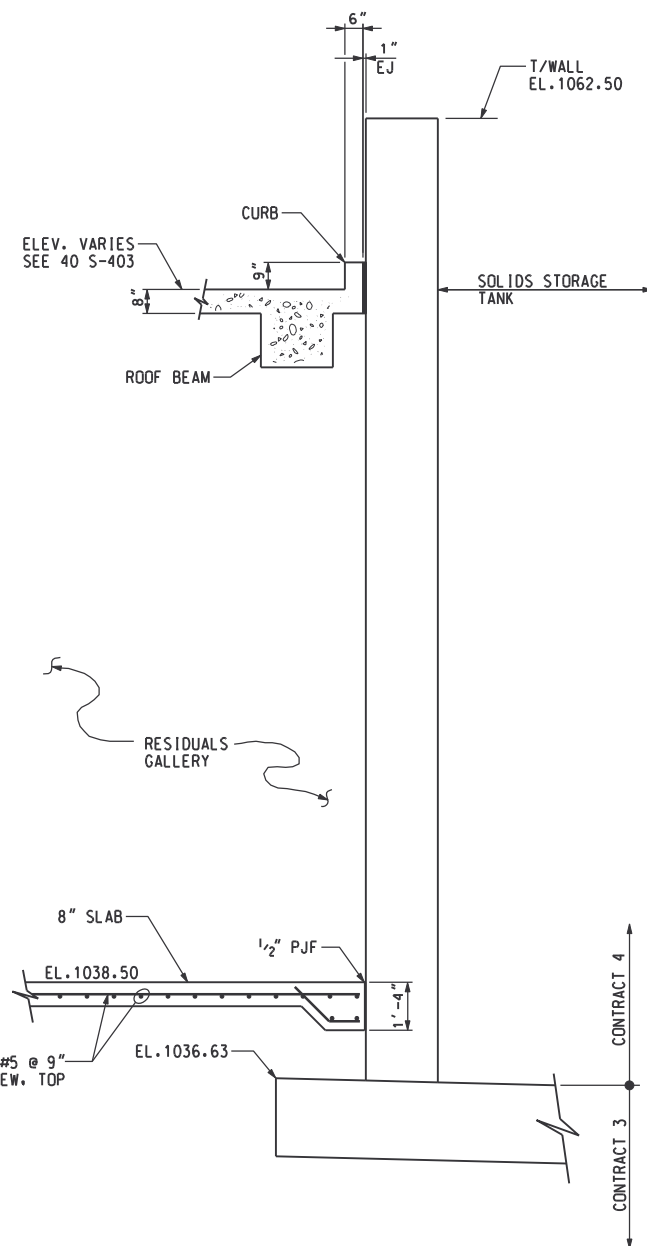
SOLIDS TREATMENT

RESIDUALS GALLERY
ROOF FRAMING PLAN 2

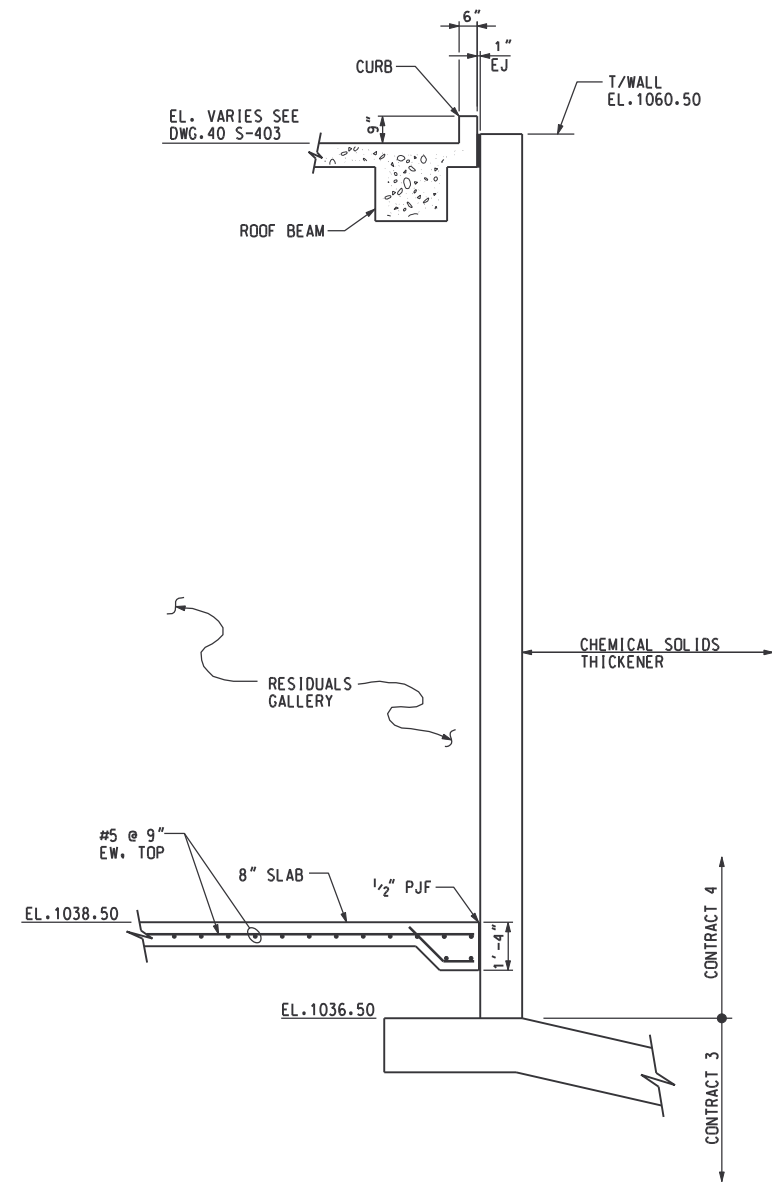
DATE	4/13/00
DRAWING NUMBER	40 S-404
	13-41



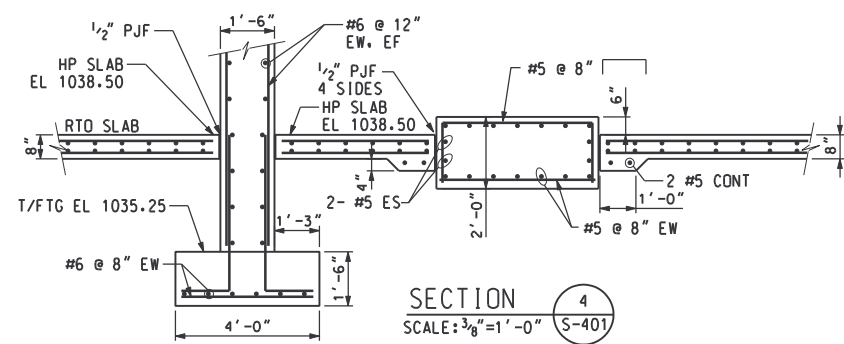
SECTION 1
SCALE: 3/8"=1'-0" S-403 S-401



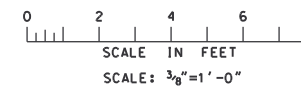
SECTION 2
SCALE: 3/8"=1'-0" S-404 S-402



SECTION 3
SCALE: 3/8"=1'-0" S-404 S-402



SECTION 4
SCALE: 3/8"=1'-0" S-401



RECORD DRAWING

DSGN	B. DAVIS	10/17/97
DRWN	T. ASKEW	10/17/97
CHKD	J. HENDRIX	10/17/97
APPR		10/17/97
REV NO	DATE	RELEASED BY
4/30/02	MKJ	RECORD DRAWING
DESCRIPTION OF REVISION		
NAME	DATE	

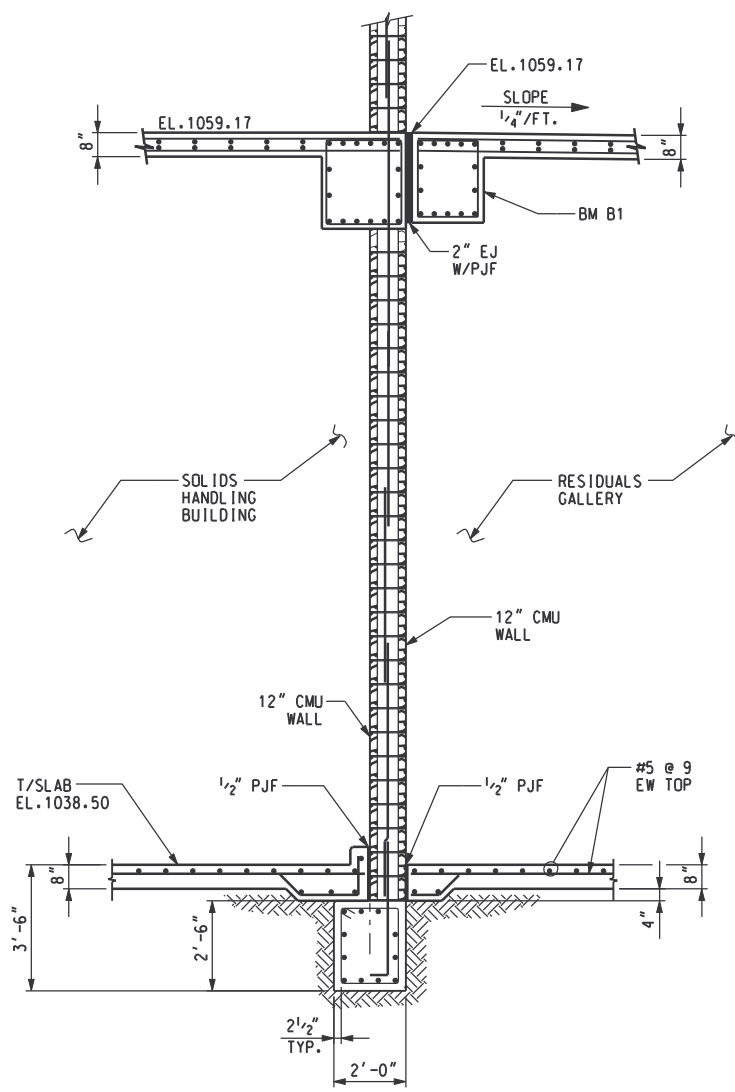
M&E Metcalf & Eddy

Piedmont Olsen Hensley

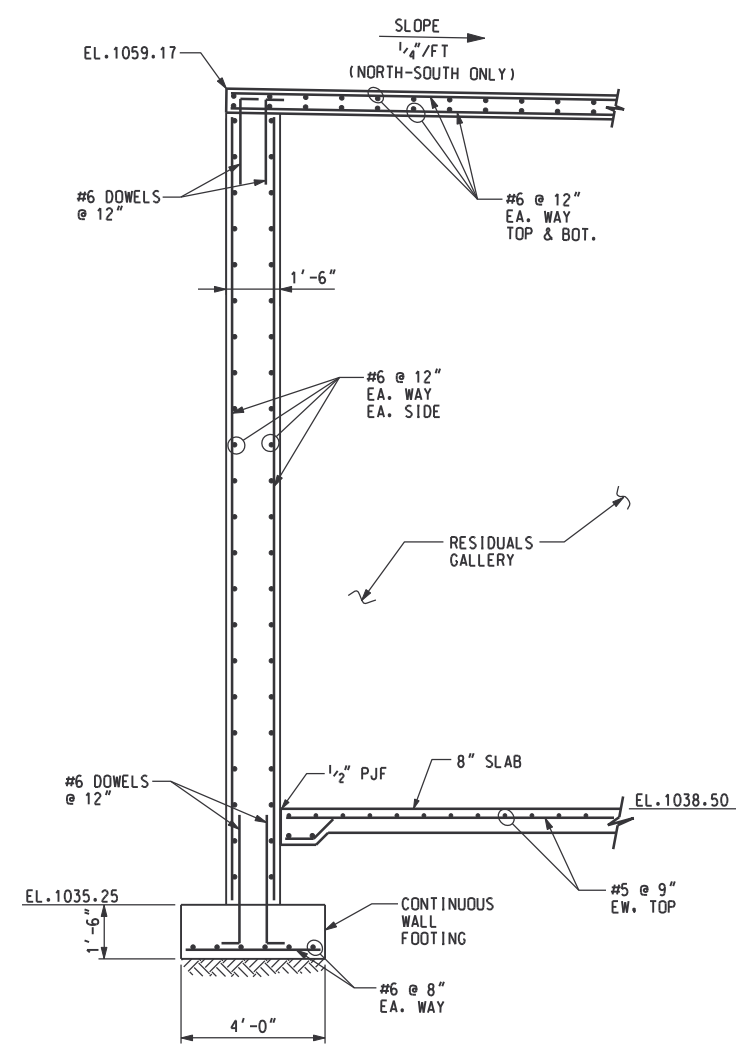
MA MORELAND ALTOBELLI ASSOCIATES, INC.

GWINNETT COUNTY, GEORGIA
DEPARTMENT OF PUBLIC UTILITIES
NORTH ADVANCED
WATER RECLAMATION FACILITY
3276 BUFORD DRIVE

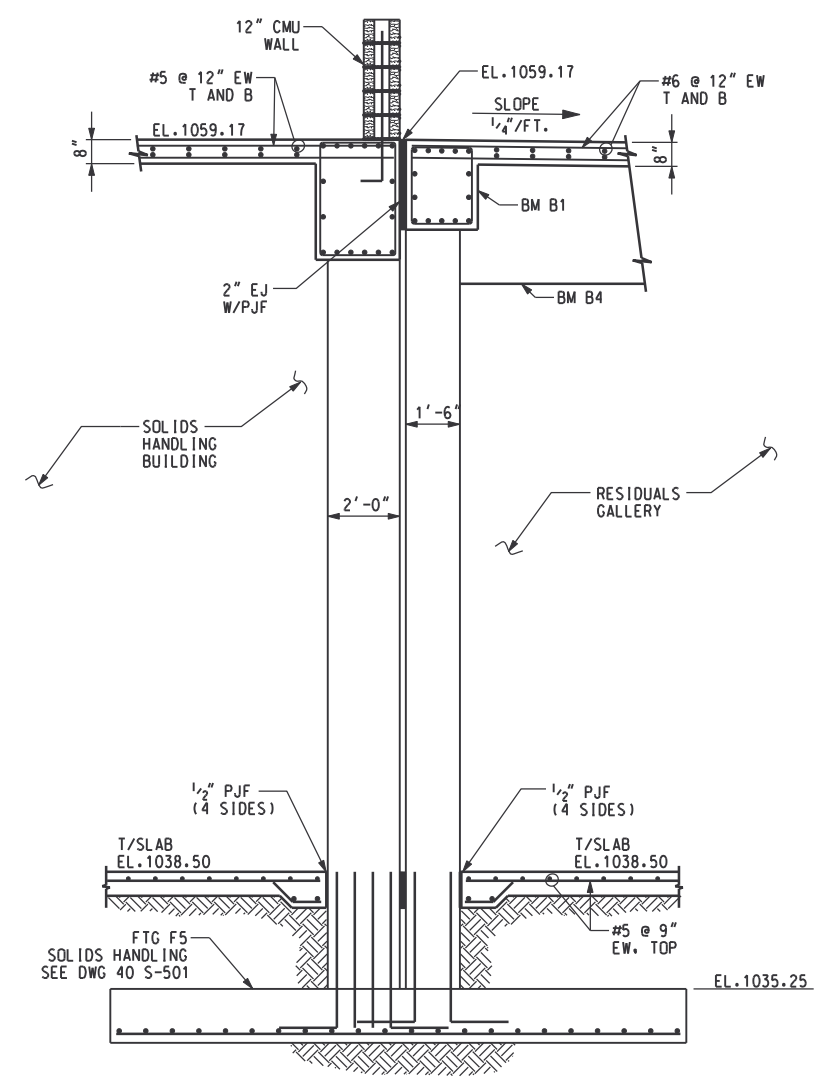
SOLIDS TREATMENT		DATE 4/30/02
RESIDUALS GALLERY SECTIONS 1		DRAWING NUMBER 40 S-405 13-42



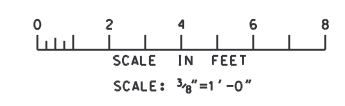
SECTION 5
SCALE: 3/8"=1'-0"



SECTION 6
SCALE: 3/8"=1'-0"



SECTION 7
SCALE: 3/8"=1'-0"



RECORD DRAWING

DSGN	B. DAVIS	10/17/97
DRWN	T. ASKEW	10/17/97
CHKD	J. HENDRIX	10/17/97
APPR		10/17/97
REV NO	DATE	RELEASED BY
4/30/02	4/30/02	MKJ

M&E Metcalf & Eddy

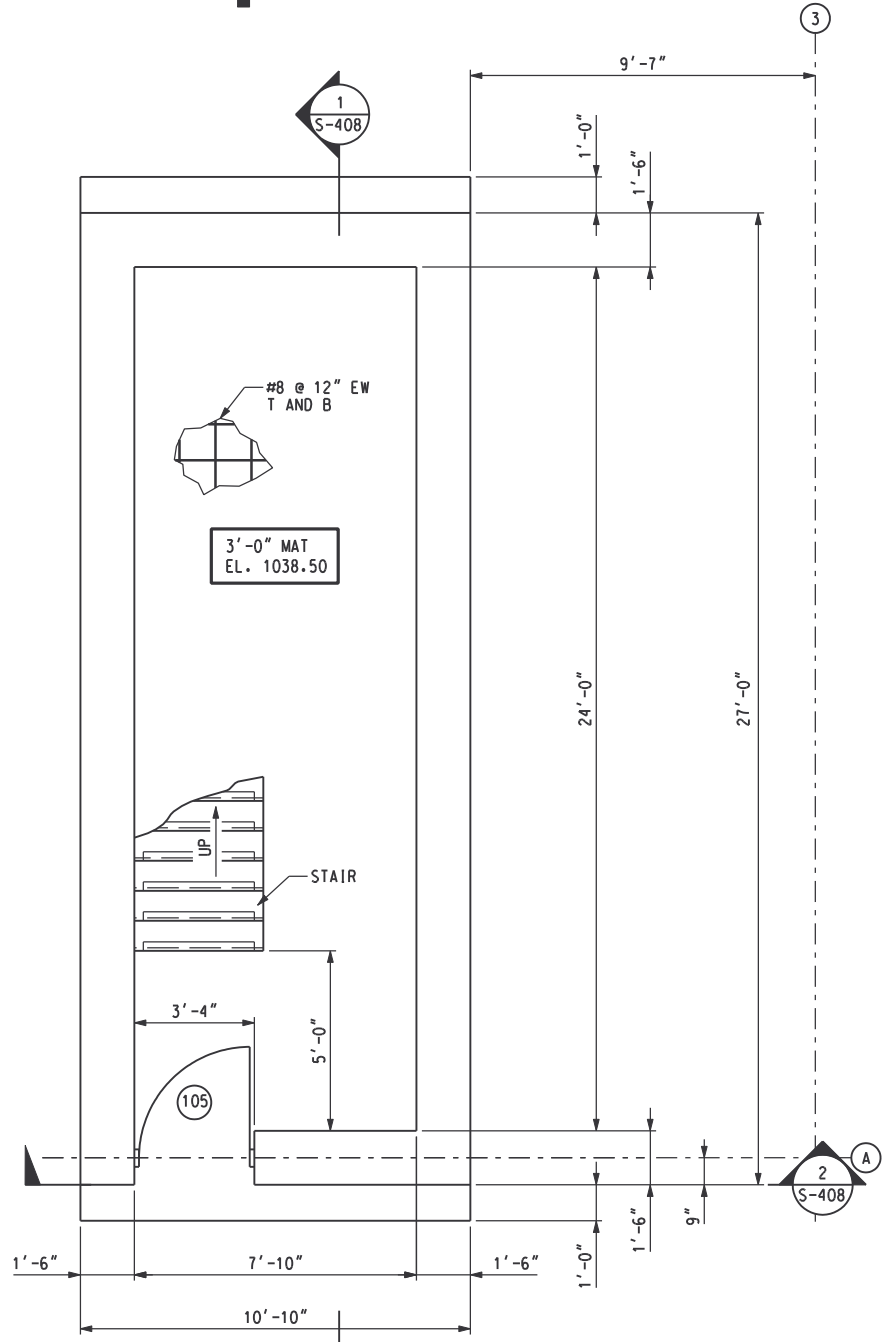
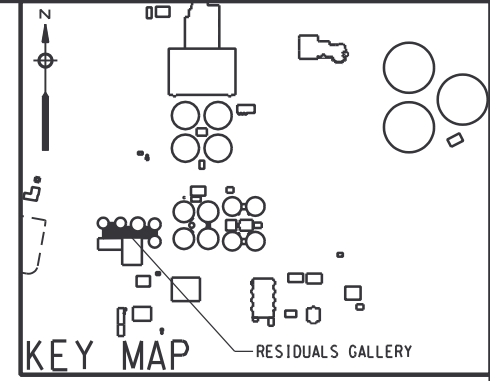
Piedmont Olsen Hensley

MA MORELAND ALTOBELLI ASSOCIATES, INC.

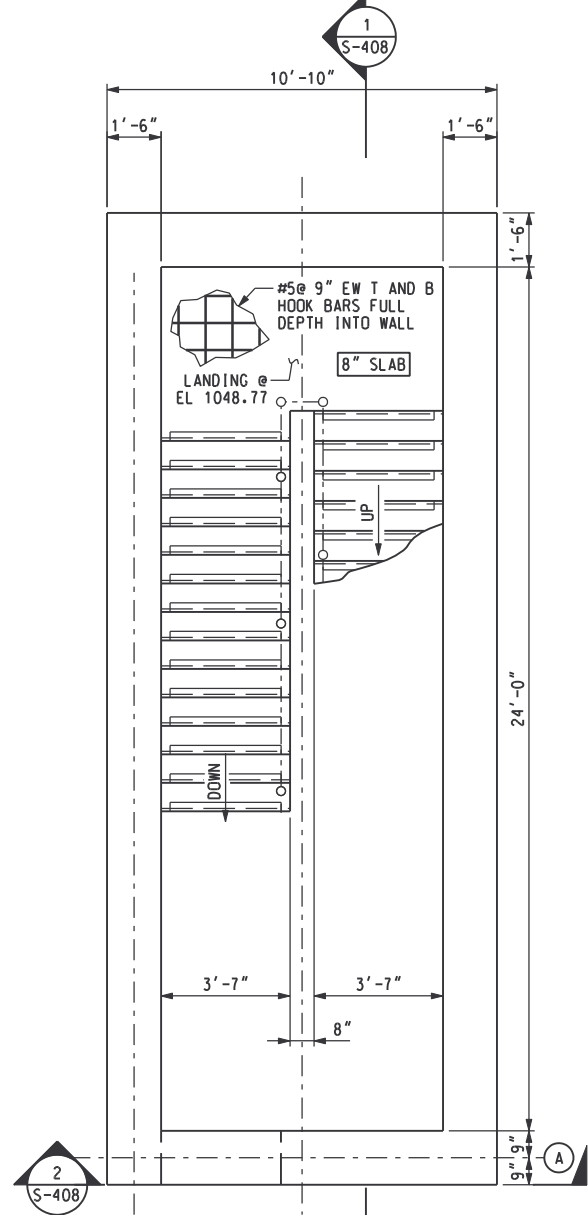
GWINNETT COUNTY, GEORGIA
DEPARTMENT OF PUBLIC UTILITIES
NORTH ADVANCED
WATER RECLAMATION FACILITY
3276 BUFORD DRIVE

SOLIDS TREATMENT
**RESIDUALS GALLERY
SECTIONS 2**

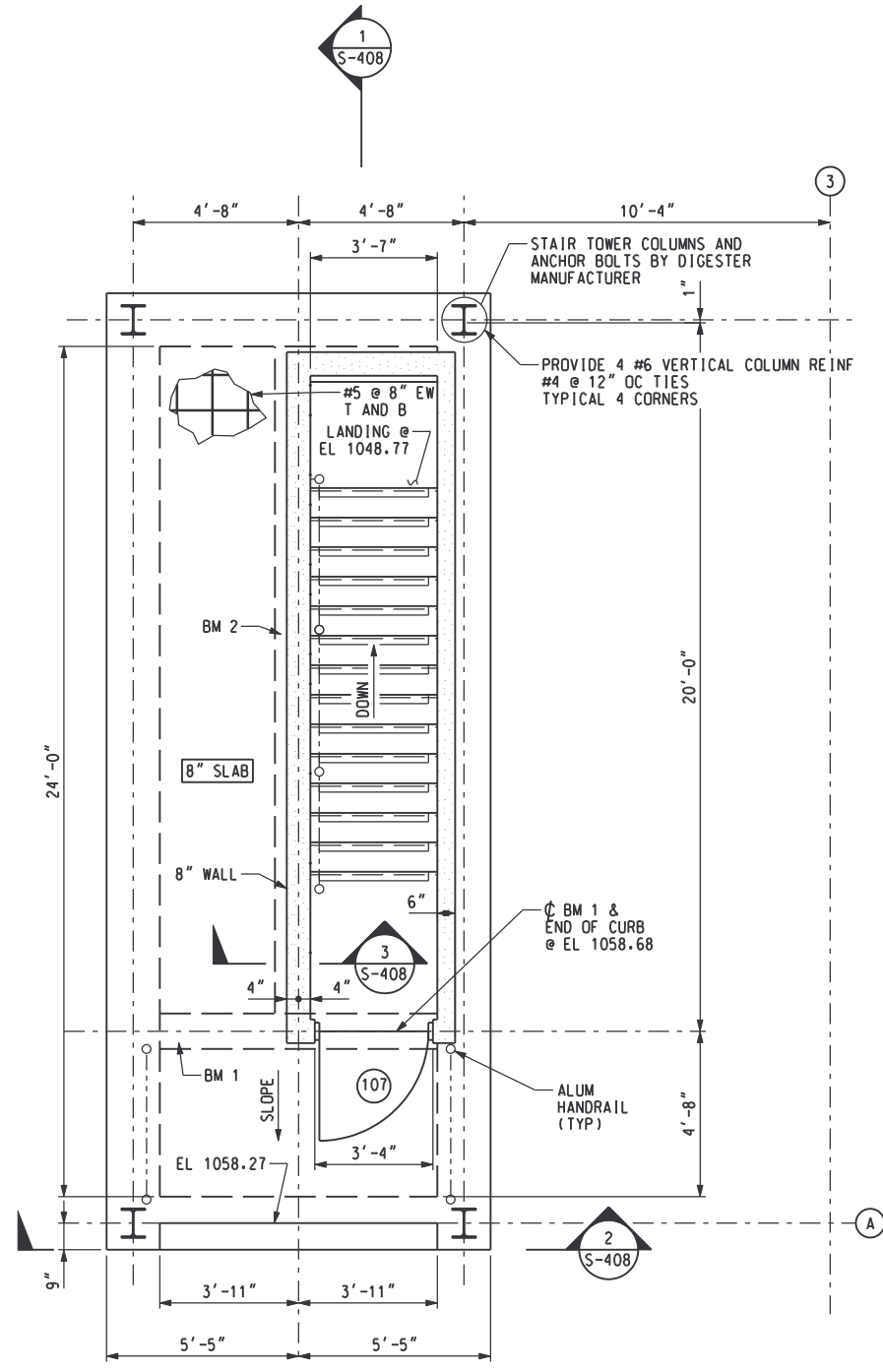
DATE	4/30/02
DRAWING NUMBER	40 S-406
	13-43



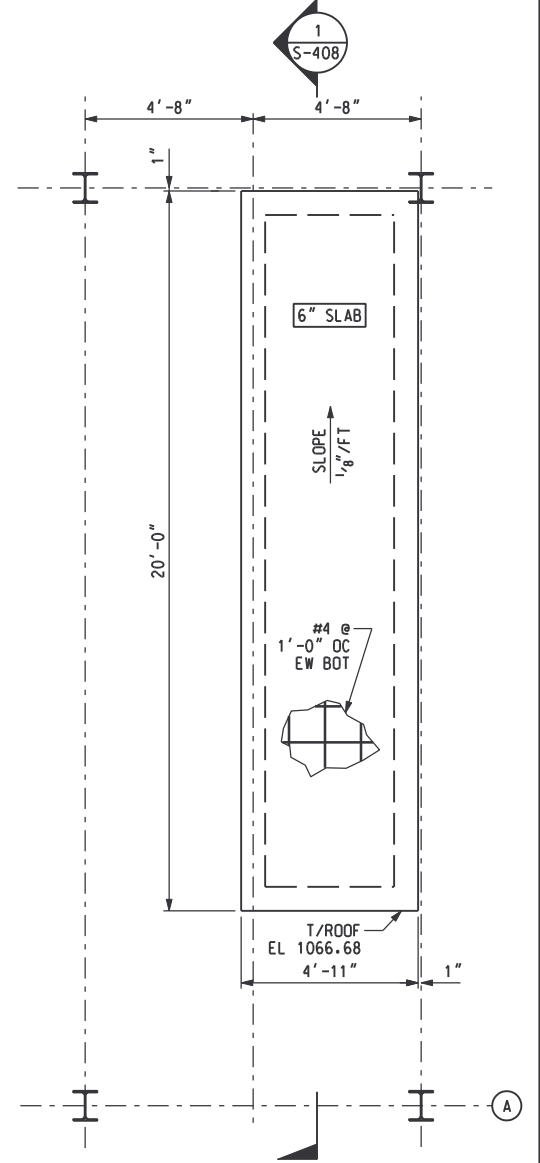
FOUNDATION PLAN @ EL 1038.50
SCALE: 3/8"=1'-0"



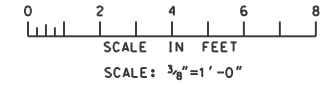
STAIR LANDING @ EL 1048.77
SCALE: 3/8"=1'-0"
LIVE LOAD = 100 PSF



PLAN @ EL 1058.68
SCALE: 3/8"=1'-0"
LIVE LOAD = 100 PSF



ROOF PLAN
SCALE: 3/8"=1'-0"



RECORD DRAWING

REV NO	DATE	RELEASED BY	DESCRIPTION OF REVISION	APPR	NAME	DATE
4/30/02	4/30/02	MKJ	RECORD DRAWING			
				DSGN	V. LANGLOIS	10/17/97
				DRWN	J. HOCKER	10/17/97
				CHKD	J. HENDRIX	10/17/97

M&E Metcalf & Eddy

Piedmont Olsen Hensley

MA MORELAND ALTOBELLI ASSOCIATES, INC.

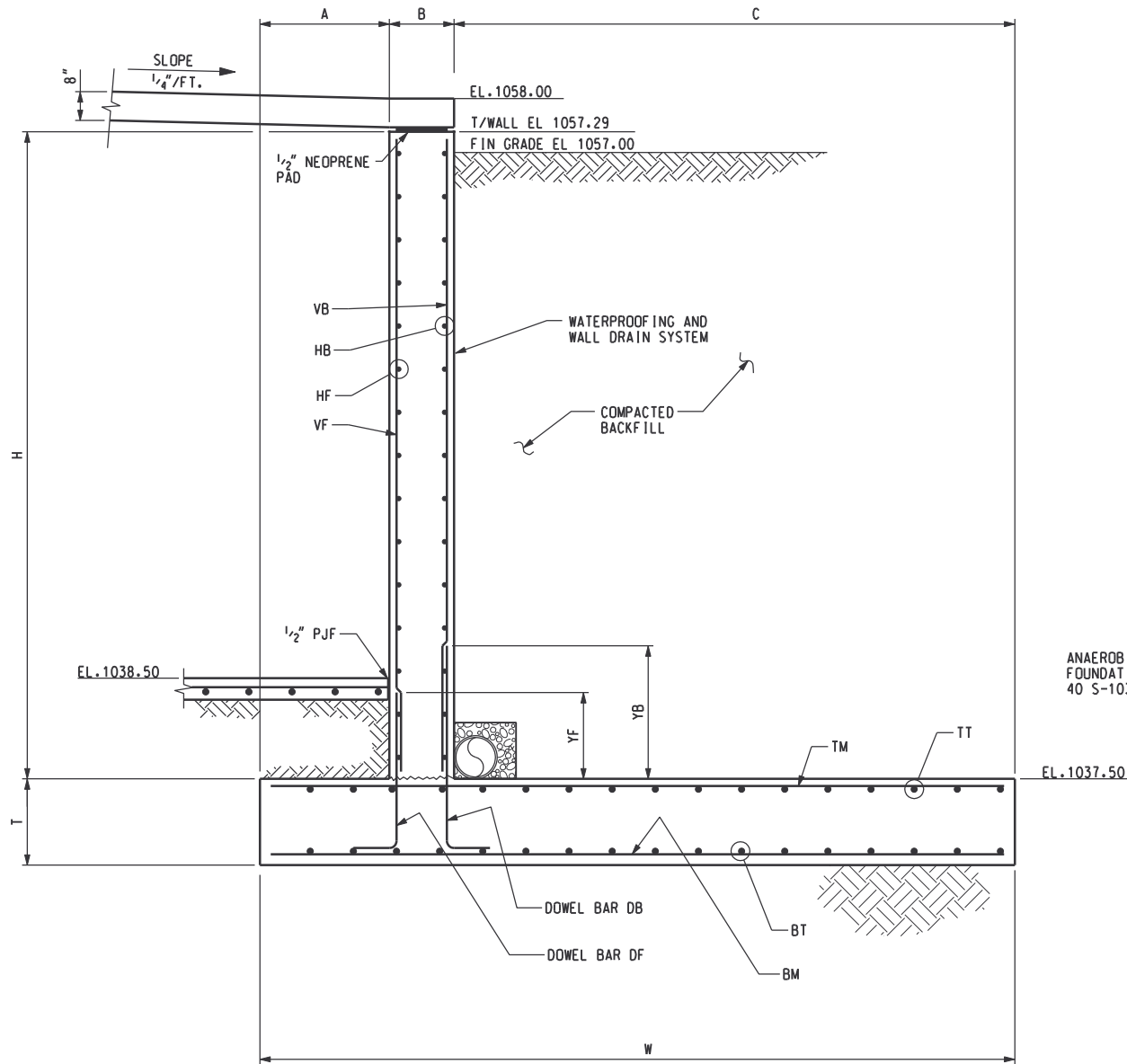
GWINNETT COUNTY, GEORGIA
DEPARTMENT OF PUBLIC UTILITIES
NORTH ADVANCED
WATER RECLAMATION FACILITY
3276 BUFORD DRIVE

SOLIDS TREATMENT
RESIDUALS GALLERY
STAIR TOWER
PLANS
STRUCTURAL

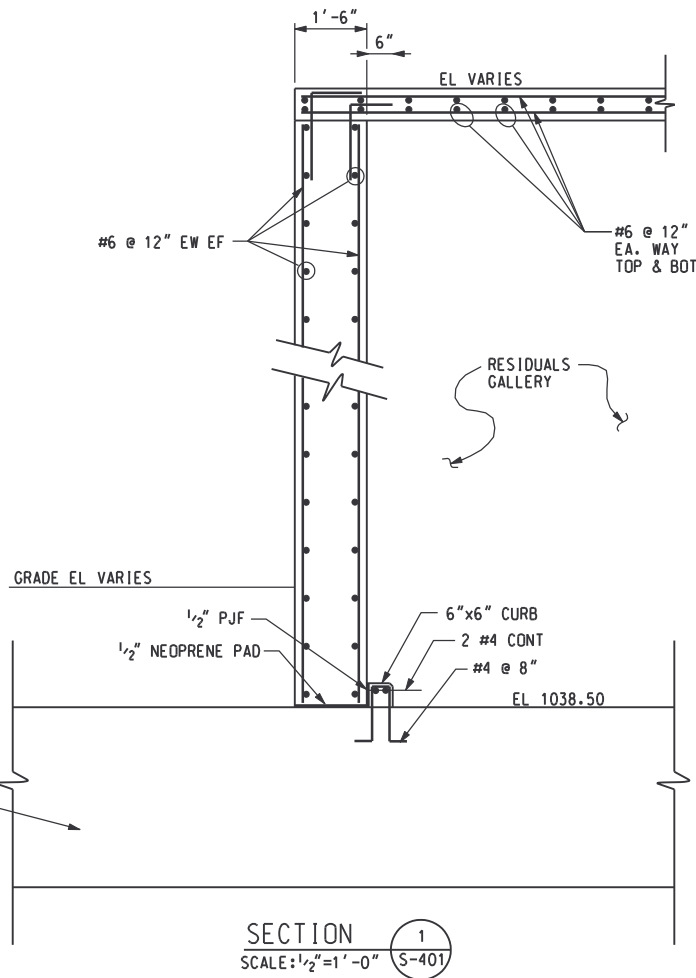
DATE	4/13/00
DRAWING NUMBER	40 S-407
	13-44

RESIDUALS GALLERY RETAINING WALL SCHEDULE

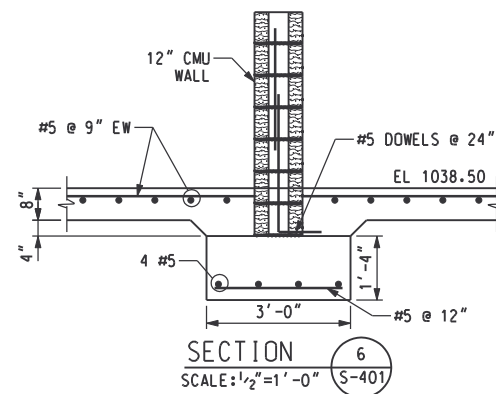
WALL	DIMENSIONS						MAT REINFORCEMENT							STEM (WALL) REINFORCEMENT				
	A	B	C	T	H	W	BM	BT	TM	TT	DB	YB	DF	YF	VB	VF	HB	HF
1	3'-0"	2'-0"	13'-0"	3'-0"	19.79'	17'-6"	#6 @ 12"	#6 @ 12"	#9 @ 6"	#6 @ 12"	#9 @ 12"	6'-0"	#6 @ 8"	3'-0"	#9 @ 12"	#6 @ 8"	#5 @ 12"	#5 @ 12"



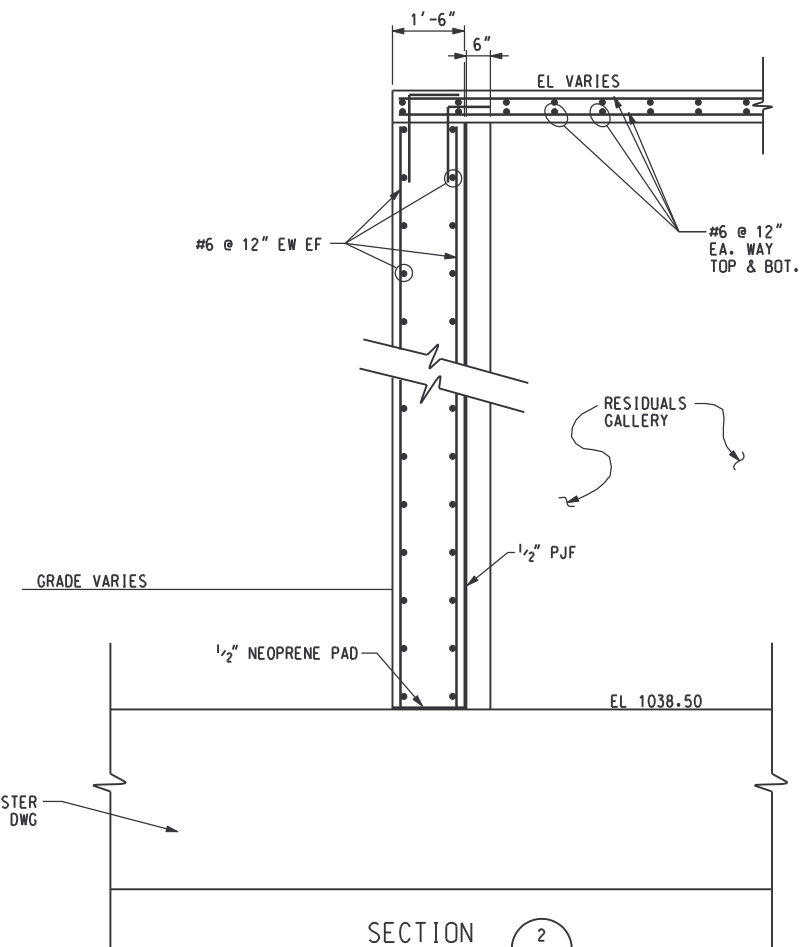
SECTION 4
SCALE: 1/2"=1'-0"
ALLOWABLE SOIL BEARING PRESSURE = 5000 PSF



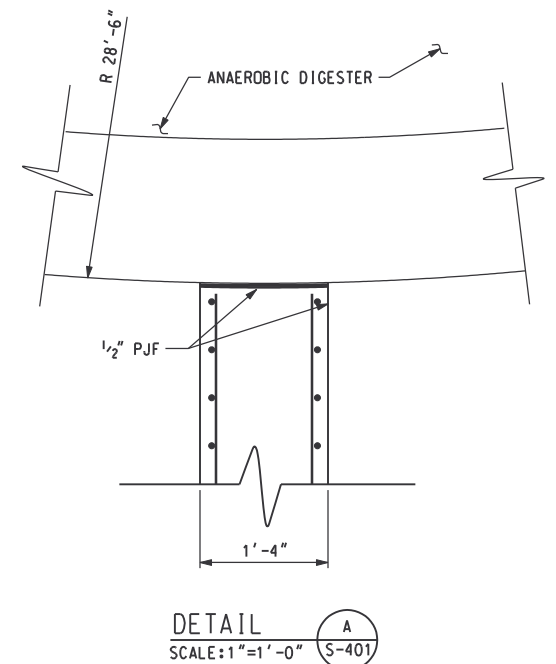
SECTION 1
SCALE: 1/2"=1'-0"



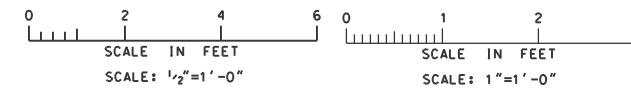
SECTION 6
SCALE: 1/2"=1'-0"



SECTION 2
SCALE: 1/2"=1'-0"




DETAIL A
SCALE: 1"=1'-0"



RECORD DRAWING

DSGN	V. LANGLOIS	10/17/97
DRWN	V. LANGLOIS	10/17/97
CHKD	J. HENDRIX	10/17/97
APPR		10/17/97

M&E Metcalf & Eddy
Piedmont Olsen Hensley
MA MORELAND ALTOBELLI ASSOCIATES, INC.



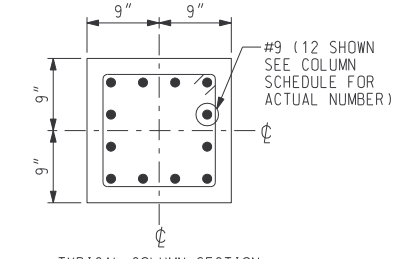
GWINNETT COUNTY, GEORGIA
 DEPARTMENT OF PUBLIC UTILITIES
 NORTH ADVANCED
 WATER RECLAMATION FACILITY
 3276 BUFORD DRIVE

SOLIDS TREATMENT
**RESIDUALS GALLERY
 SECTIONS AND DETAILS**

DATE
4-30-02
 DRAWING NUMBER
**40 S-409
 13-46**

BEAM SCHEDULE										
MARK	SIZE WIDTH X DEPTH	REINFORCEMENT					STIRRUPS			REMARKS
		BOTTOM		TOP			TYPE	SIZE	SPACING	
		CONT.	ADD.	ADD. LEFT	CONT.	ADD. RIGHT				
B1	24"x30"	5 #9	-	-	5 #9	-	□	#4	6"	SEE DETAIL 1/S-410
B2	40"x40"	7 #9	-	-	7 #9	-	□	#4	5"	SEE DETAIL 2/S-410
B3	36"x36"	8 #9	-	-	8 #9	-	□	#4	5"	SEE DETAIL 3/S-410
B4	36"x48"	7 #9	-	-	7 #9	-	□	#4	4"	SEE DETAIL 7/S-410

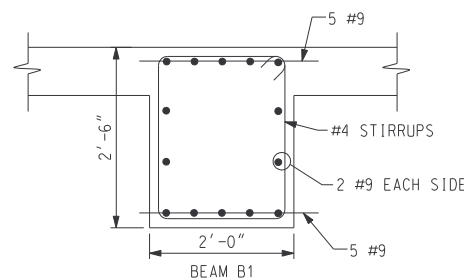
COLUMN SCHEDULE												
COL. NO.	C1	C2	C3	C4	C5	C6	C7	C8	C9	C10	C11	C12
ELEV	1054.89	1055.89	1055.93	1054.71	1054.81	1055.37	1055.46	1055.71	1055.83	1056.01	1055.16	1056.16
TOP ELEV												
		18x18					18x18				18x18	
		4#9					8#9				12#9	
		#4 TIES @12"					#4 TIES @12"				#4 TIES @12"	
TOP/FOOTING	TOP OF FOOTING FOR ALL MARKS EL 1037.50											



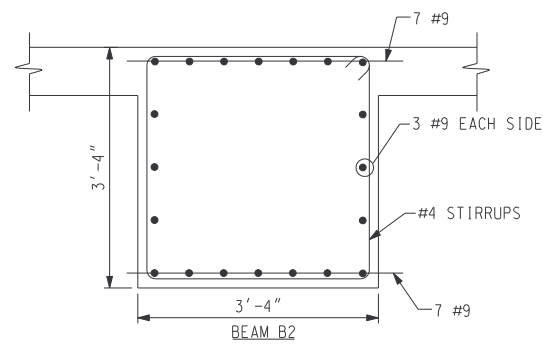
TYPICAL COLUMN SECTION
DETAIL 8
SCALE: 1"=1'-0" S-410

FOOTING SCHEDULE						
MARK	SIZE			REINFORCEMENT	TOP OF FTG ELEVATION	REMARKS
	B	W	T			
F1	10'-6"	10'-6"	2'-0"	12 #7 EACH WAY	1037.50*	
F2	9'-6"	9'-6"	2'-0"	10 #7 EACH WAY	1037.50*	FORMED ALONG FND OF ADJACENT STRUCT WITH 1/2" PJF BETWEEN.
F3	8'-0"	8'-0"	1'-6"	9 #6 EACH WAY	1037.50*	
F4	VAR	15'-9"	2'-6"	SEE DTL 6/S-410	1037.50*	FRMD ALONG FND OF ADJ STRUCT W/1/2" PJF BTWN. SEE DTL 6
F5	8'-6"	VAR	1'-6"	SEE DTL 7/S-410	1037.50*	FRMD ALONG FND OF ADJ STRUCT W/1/2" PJF BTWN. SEE DTL 7
F6	23'-1"	4'-3"	3'-3"	SEE DTL 8/S-410	1037.50*	FRMD ALONG FND OF ADJ STRUCT W/1/2" PJF BTWN. SEE DTL 8

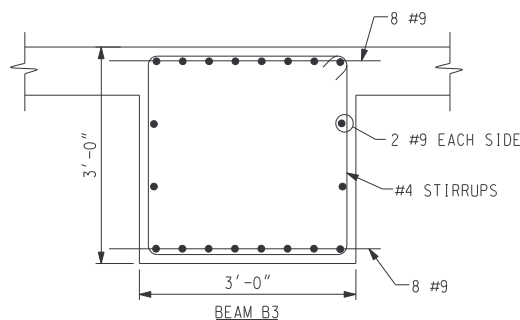
NOTE: B DIM IS PARALLEL TO NUMBERED COLUMN LINES
W DIM IS PARALLEL TO LETTERED COLUMN LINES
* - UNO (UNLESS NOTED OTHERWISE)



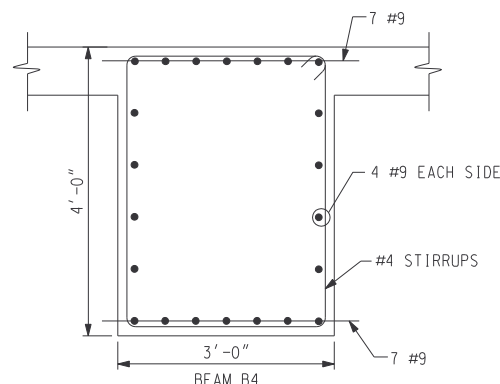
DETAIL 1
SCALE: 3/4"=1'-0" S-410



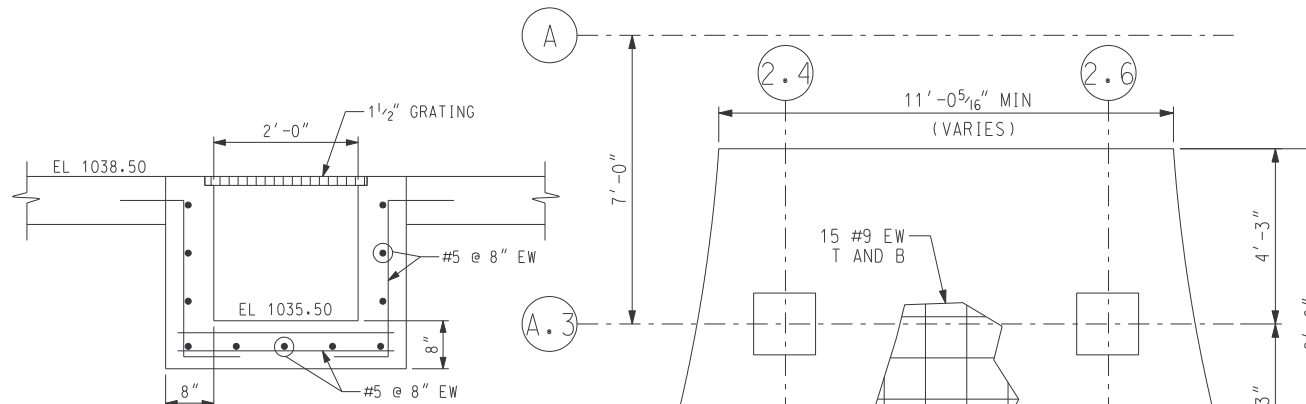
DETAIL 2
SCALE: 3/4"=1'-0" S-410



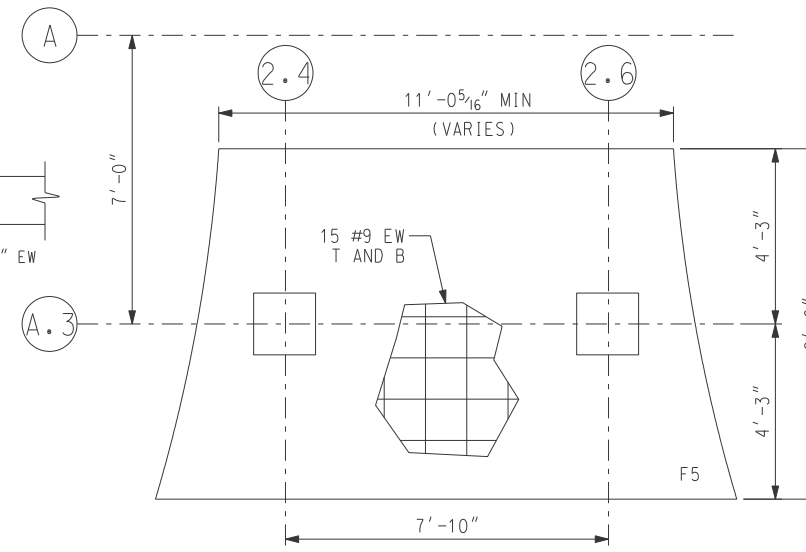
DETAIL 3
SCALE: 3/4"=1'-0" S-410



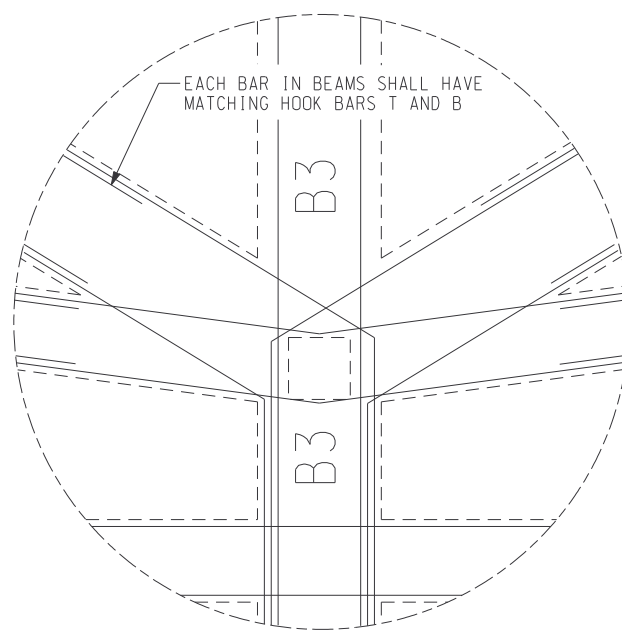
DETAIL 7
SCALE: 3/4"=1'-0" S-410



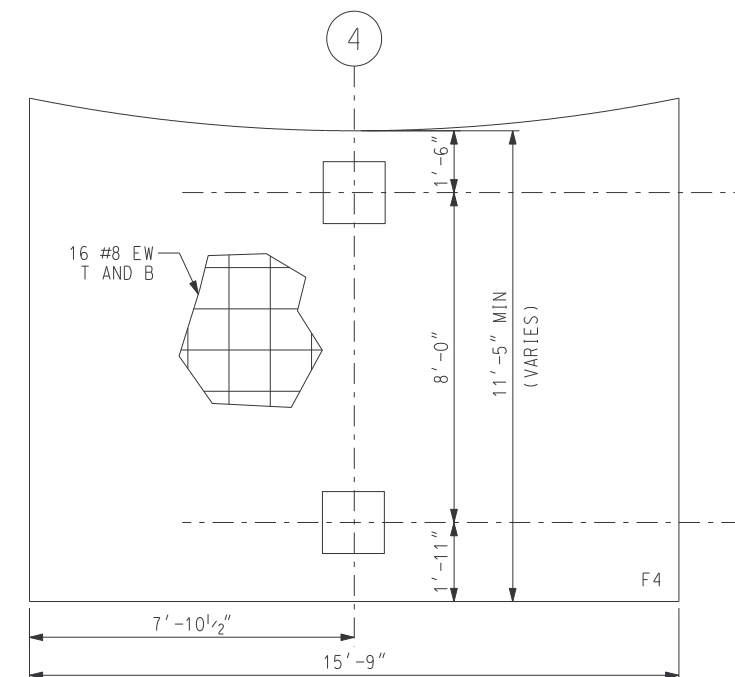
SECTION 1
SCALE: 3/4"=1'-0" S-402



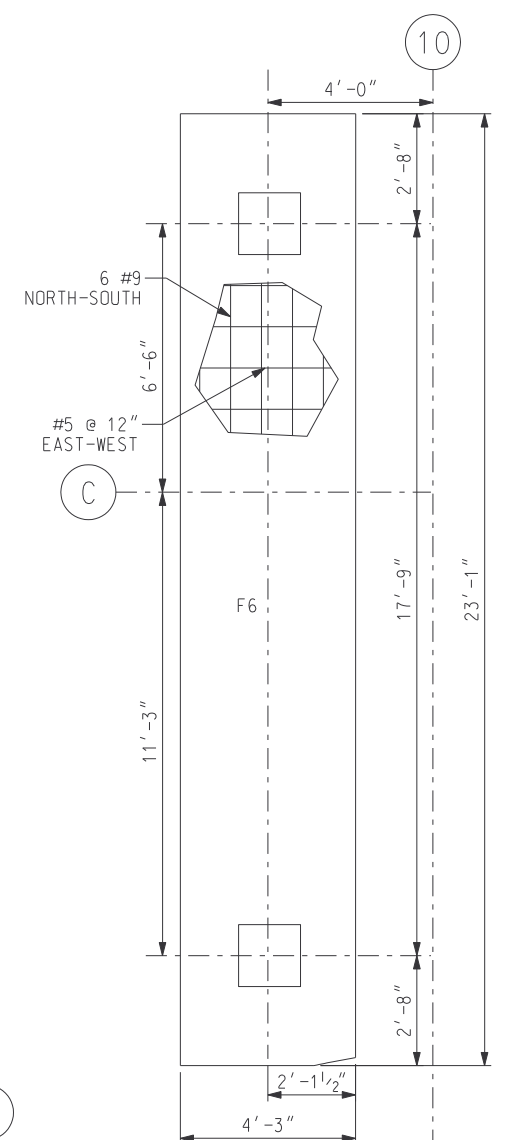
DETAIL 5
SCALE: 3/8"=1'-0" S-410



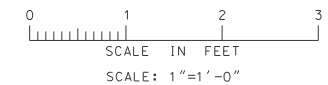
DETAIL 9
SCALE: 3/8"=1'-0" S-410



DETAIL 4
SCALE: 3/8"=1'-0" S-410



DETAIL 6
SCALE: 3/8"=1'-0" S-410



RECORD DRAWING

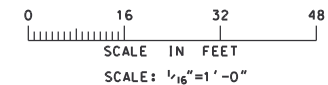
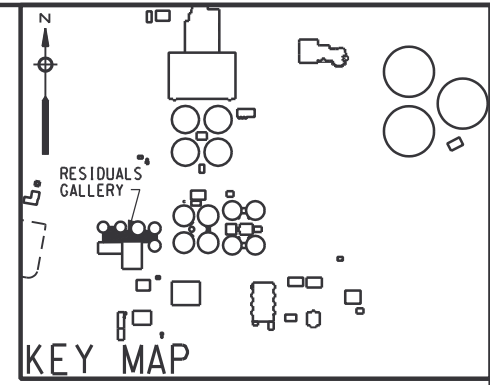
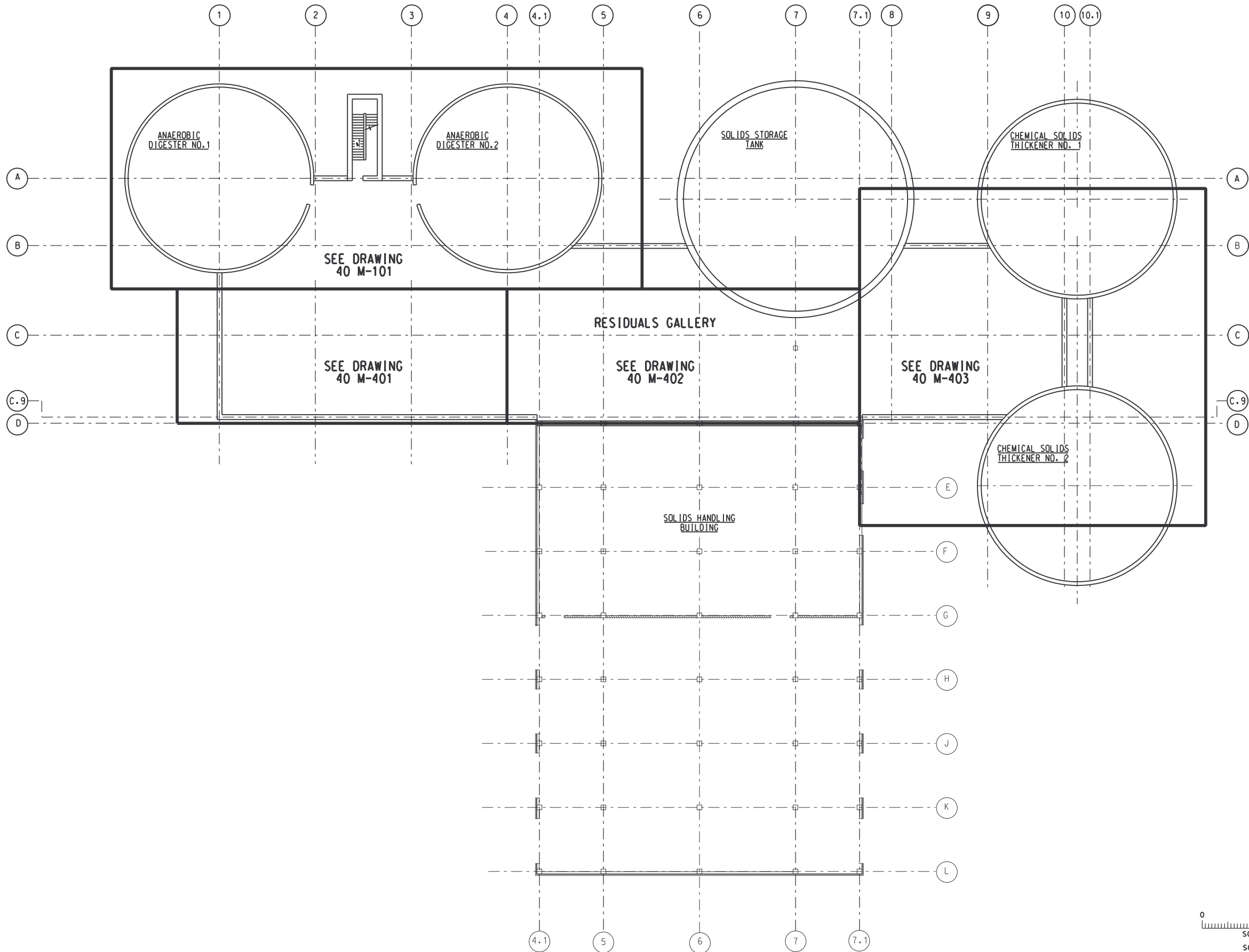
REV NO	DATE	RELEASED BY	DESCRIPTION OF REVISION	NAME	DATE
4/30/02	MKJ	MKJ	RECORD DRAWING		

...pkg4\40\40S410.DGN 09/03/2003 04:21:16 PM

M&E Metcalf & Eddy
Piedmont Olsen Hensley
MA MORELAND ALTABELLI ASSOCIATES, INC.

GWINNETT COUNTY, GEORGIA
 DEPARTMENT OF PUBLIC UTILITIES
 NORTH ADVANCED WATER RECLAMATION FACILITY
 3276 BUFORD DRIVE

SOLIDS TREATMENT
 RESIDUALS GALLERY SCHEDULES AND DETAILS
 DATE: 4-30-02
 DRAWING NUMBER: 40 S-410
 13-47



RECORD DRAWING

REV NO	DATE	RELEASED BY	DESCRIPTION OF REVISION
4/30/02	4/30/02	MKJ	RECORD DRAWING

DSGN	V. KUREK	10/17/97
DRWN	R. SCHREFFER	10/17/97
CHKD	N. COOPER	10/17/97
APPR		
	NAME	DATE

M&E Metcalf & Eddy

Piedmont Olsen Hensley

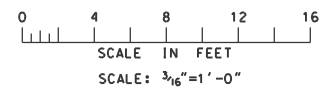
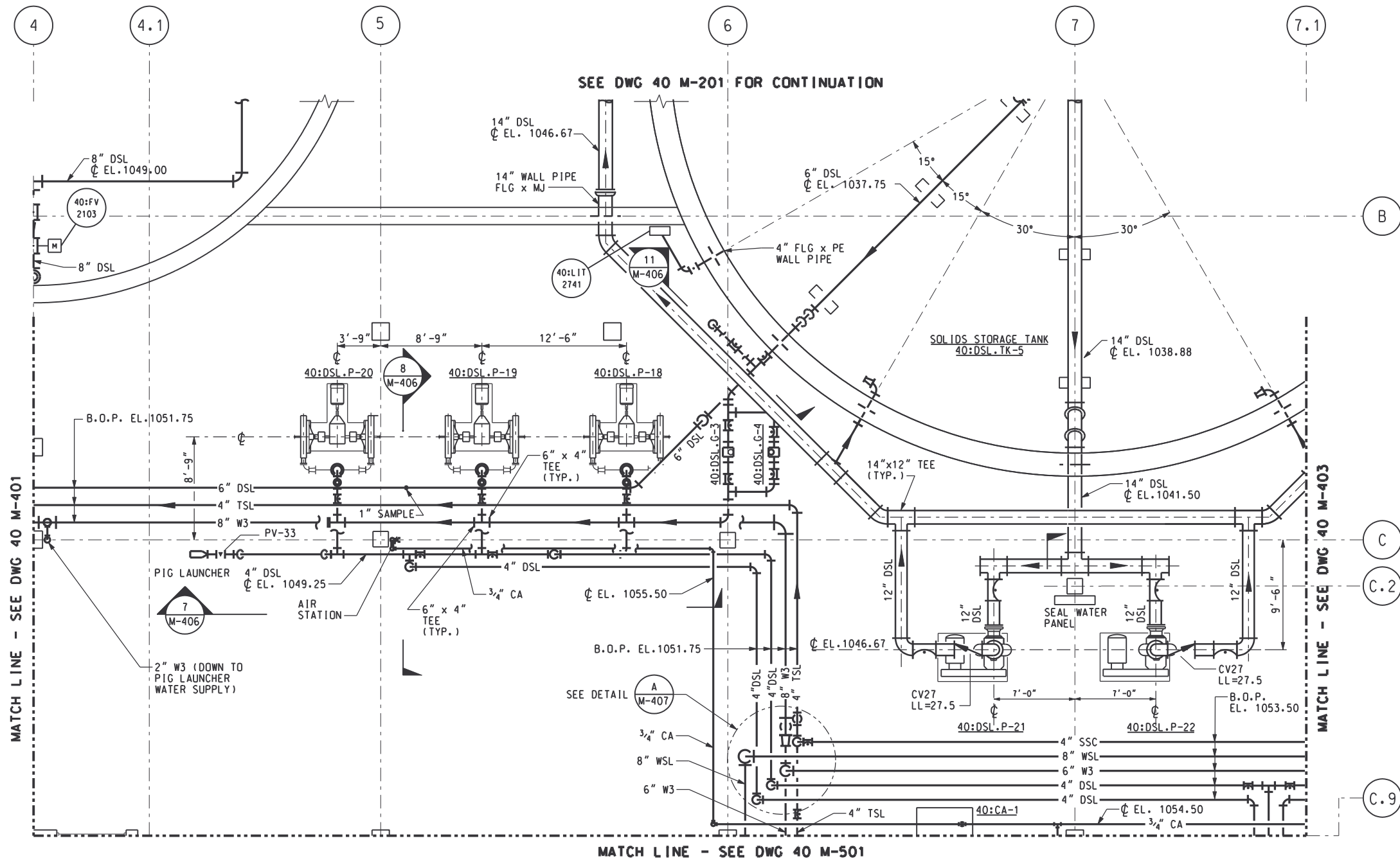
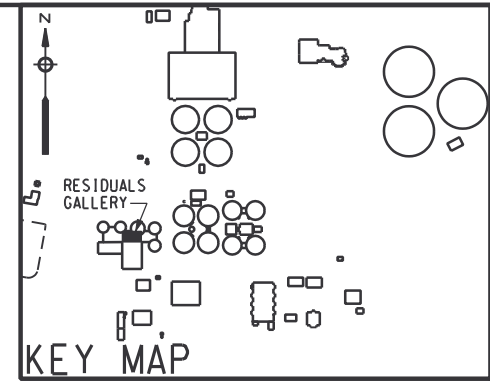
MA MORELAND ALTOBELLI ASSOCIATES, INC.

GWINNETT COUNTY, GEORGIA
 DEPARTMENT OF PUBLIC UTILITIES
 NORTH ADVANCED
 WATER RECLAMATION FACILITY
 3276 BUFORD DRIVE

SOLIDS TREATMENT

**RESIDUALS GALLERY
 KEY PLAN**

DATE	4/13/00
DRAWING NUMBER	40 M-400
	13-48



RECORD DRAWING

REV NO	DATE	RELEASED BY	DESCRIPTION OF REVISION
4/30/02	4/30/02	MKJ	RECORD DRAWING

M&E Metcalf & Eddy

Piedmont Olsen Hensley

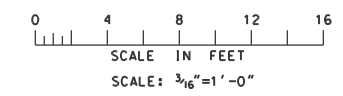
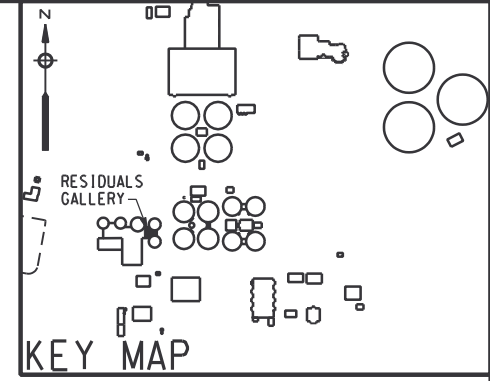
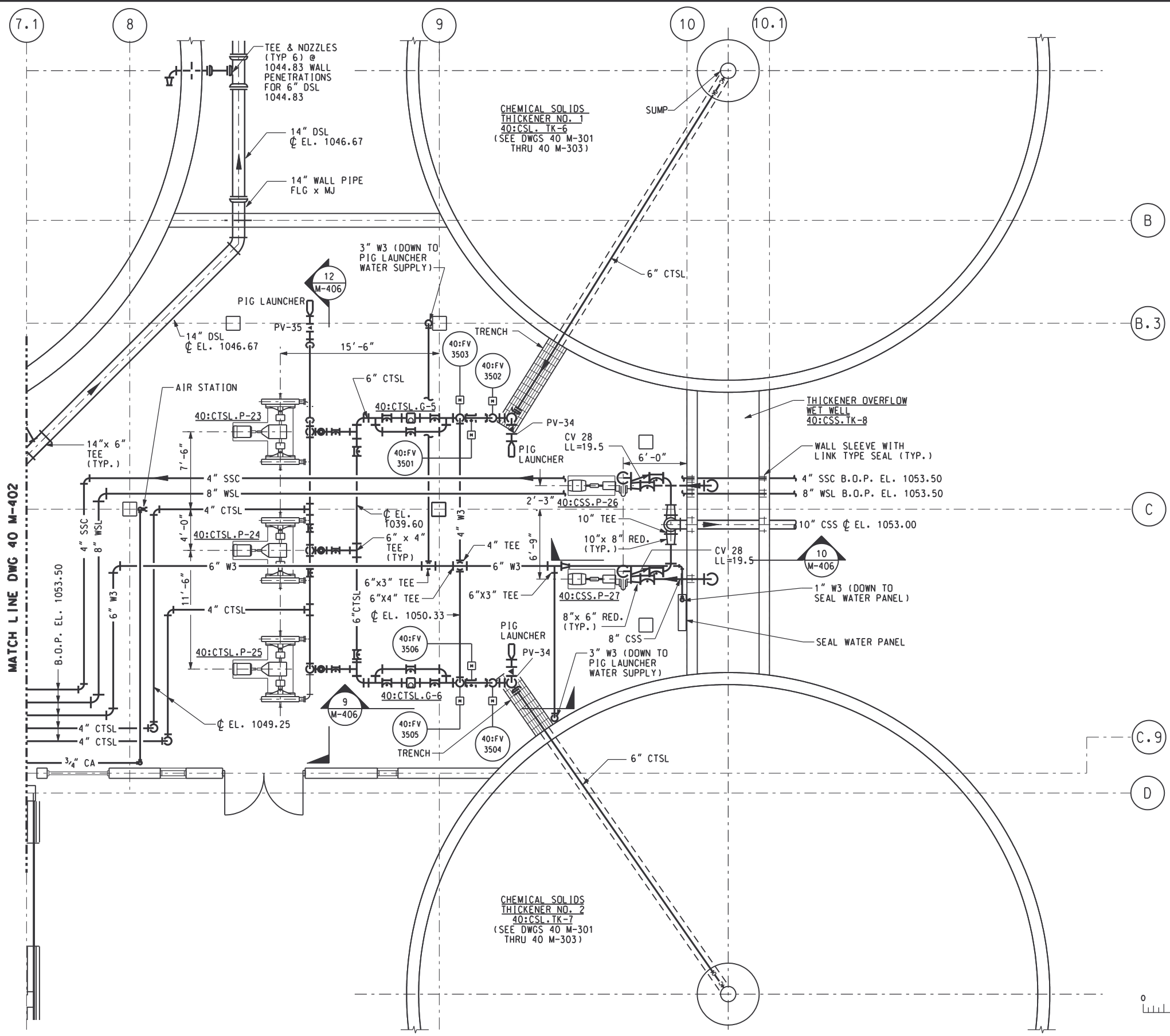
MA MORELAND ALTOBELLI ASSOCIATES, INC.

GWINNETT COUNTY, GEORGIA
 DEPARTMENT OF PUBLIC UTILITIES
 NORTH ADVANCED
 WATER RECLAMATION FACILITY
 3276 BUFORD DRIVE

SOLIDS TREATMENT

**RESIDUALS GALLERY
 PLAN 2**

DATE	4/13/00
DRAWING NUMBER	40 M-402 13-50



RECORD DRAWING

REV NO	DATE	RELEASED BY	DESCRIPTION OF REVISION
4/30/02	4/30/02	MKJ	RECORD DRAWING

M&E Metcalf & Eddy

Piedmont Olsen Hensley

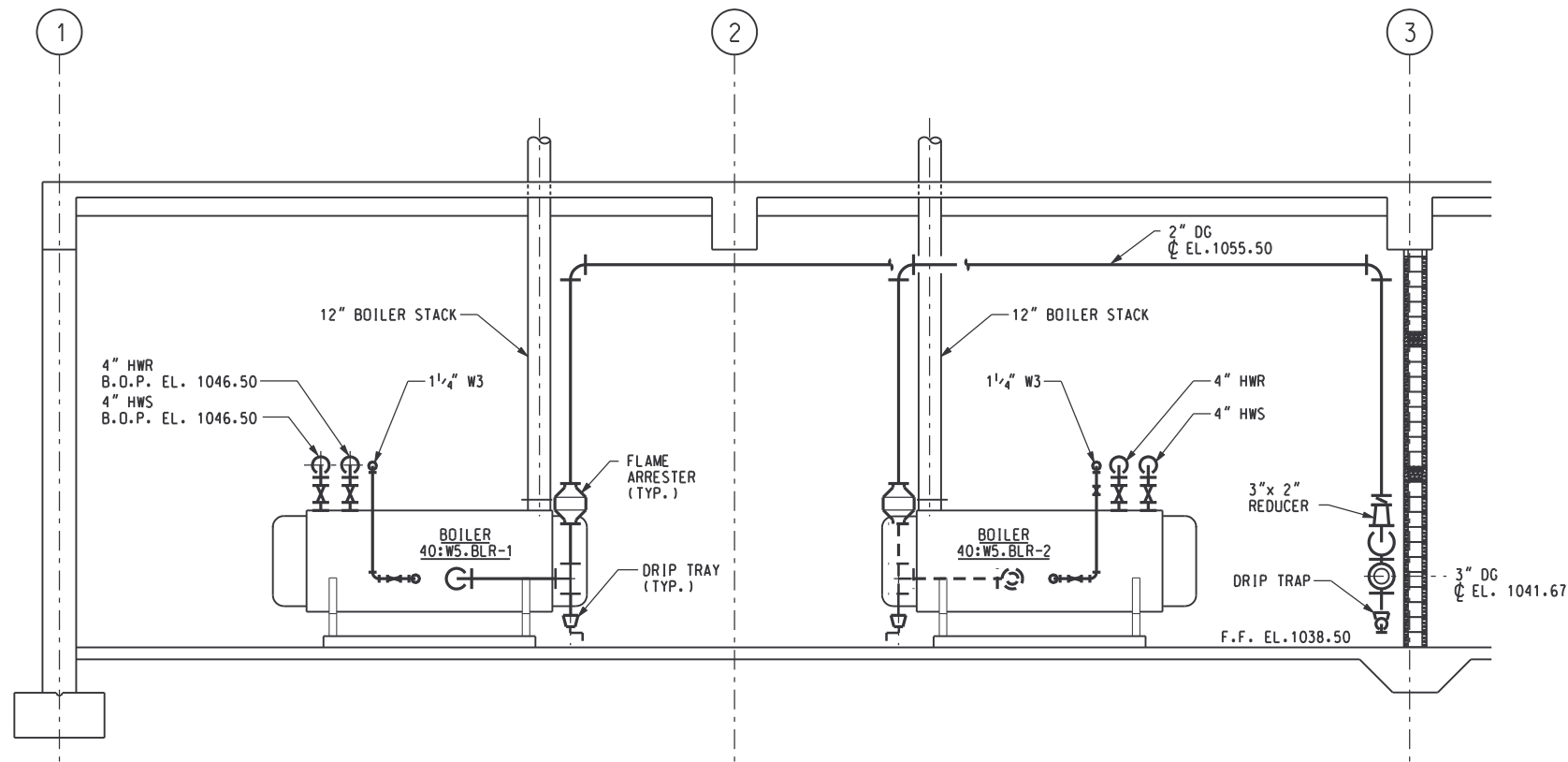
MA MORELAND ALTOBELLI ASSOCIATES, INC.

GWINNETT COUNTY, GEORGIA
 DEPARTMENT OF PUBLIC UTILITIES
 NORTH ADVANCED
 WATER RECLAMATION FACILITY
 3276 BUFORD DRIVE

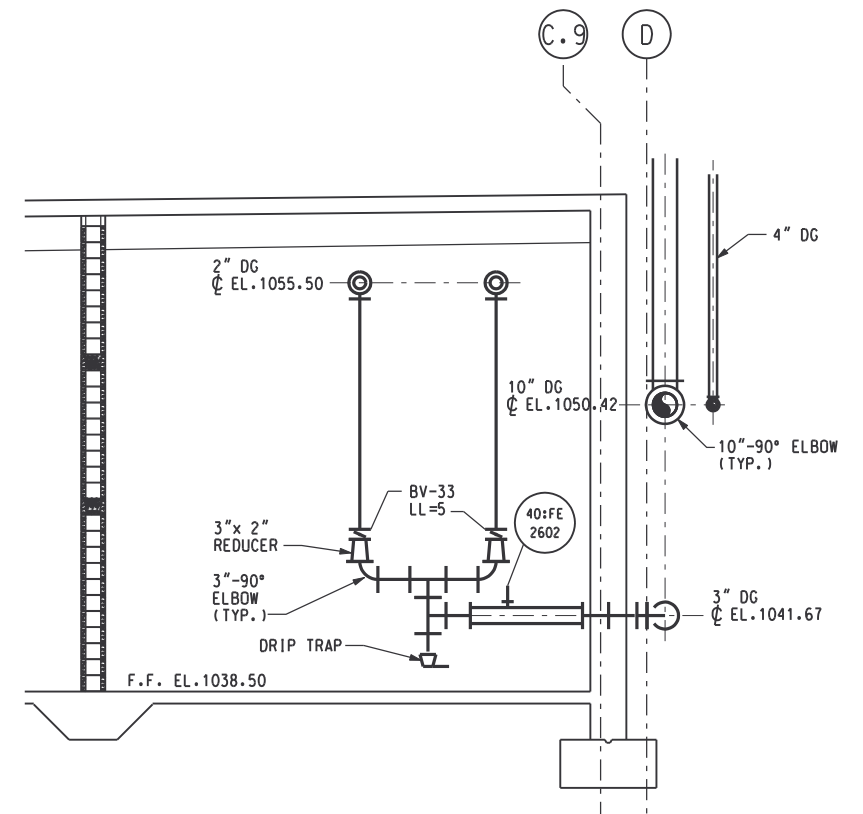
SOLIDS TREATMENT

**RESIDUALS GALLERY
 PLAN 3**

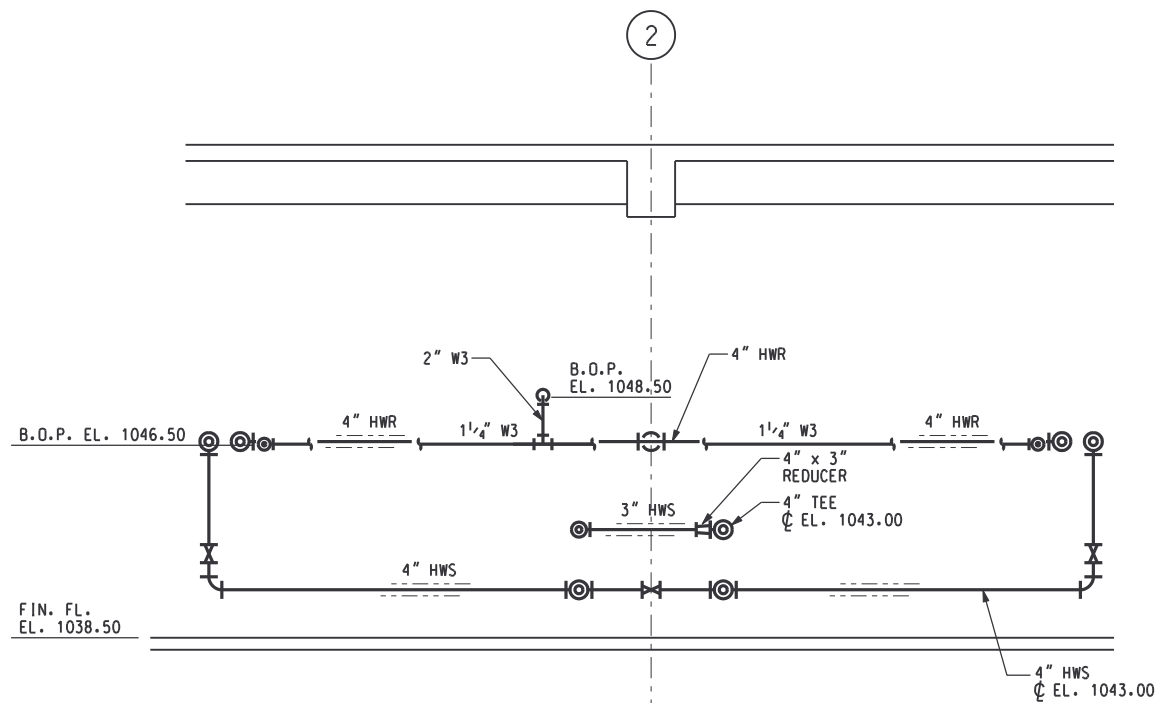
DATE	4/13/00
DRAWING NUMBER	40 M-403 13-51



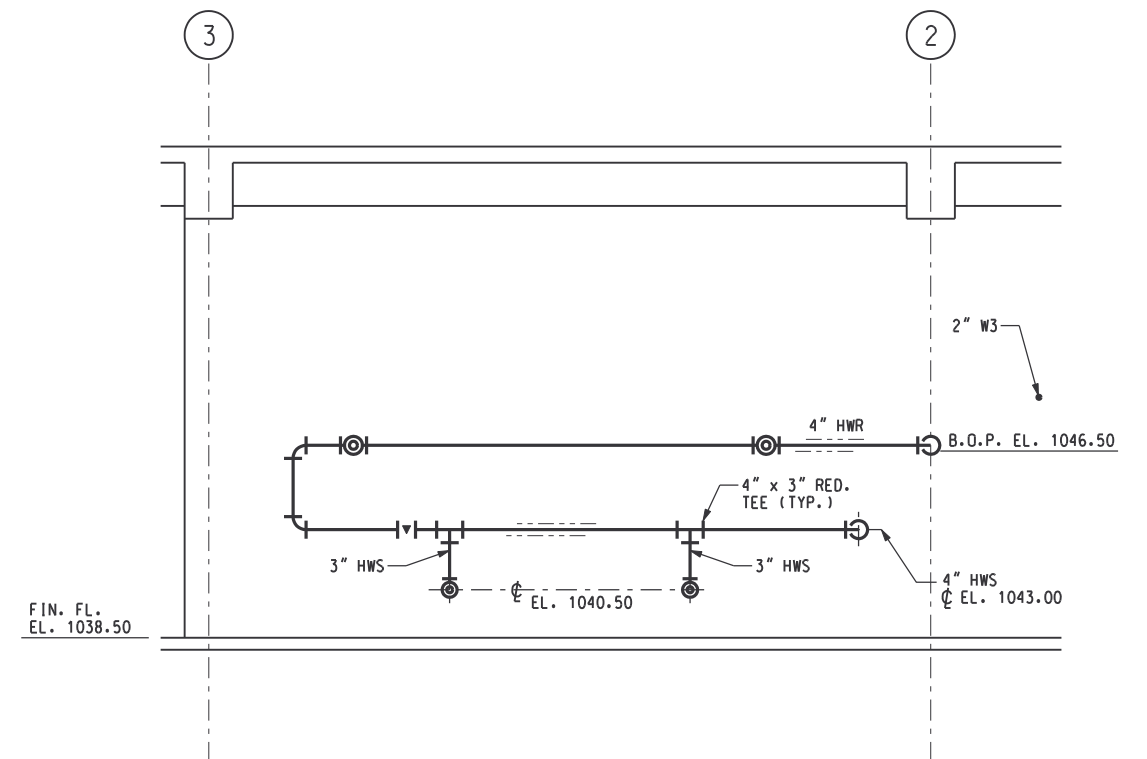
SECTION 1
SCALE: 1/4" = 1'-0"
M-401



SECTION 2
SCALE: 1/4" = 1'-0"
M-401



SECTION 3
SCALE: 1/4" = 1'-0"
M-401



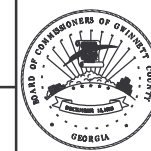
SECTION 4
SCALE: 1/4" = 1'-0"
M-401

RECORD DRAWING

CONF	M.K. JACKSON	1/30/98
DSGN	V. KUREK	10/17/97
DRWN	R. LONG	10/17/97
CHKD	N. COOPER	10/17/97
APPR		
REV NO	DATE	RELEASED BY
4/30/02	MKJ	RECORD DRAWING
DESCRIPTION OF REVISION		
	NAME	DATE

M&E Metcalf & Eddy

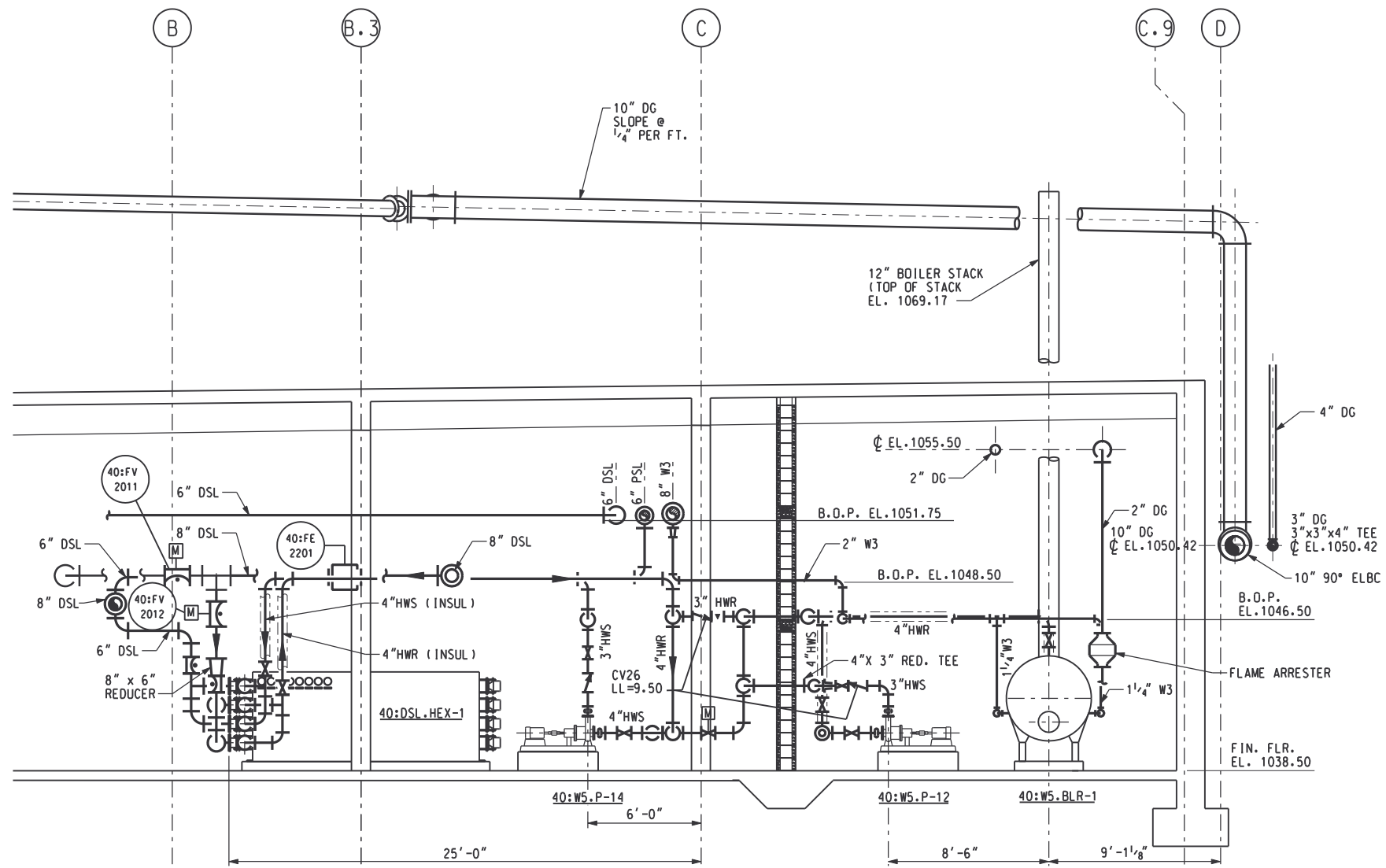
Piedmont Olsen Hensley **MA** MORELAND ALTABELLI ASSOCIATES, INC.



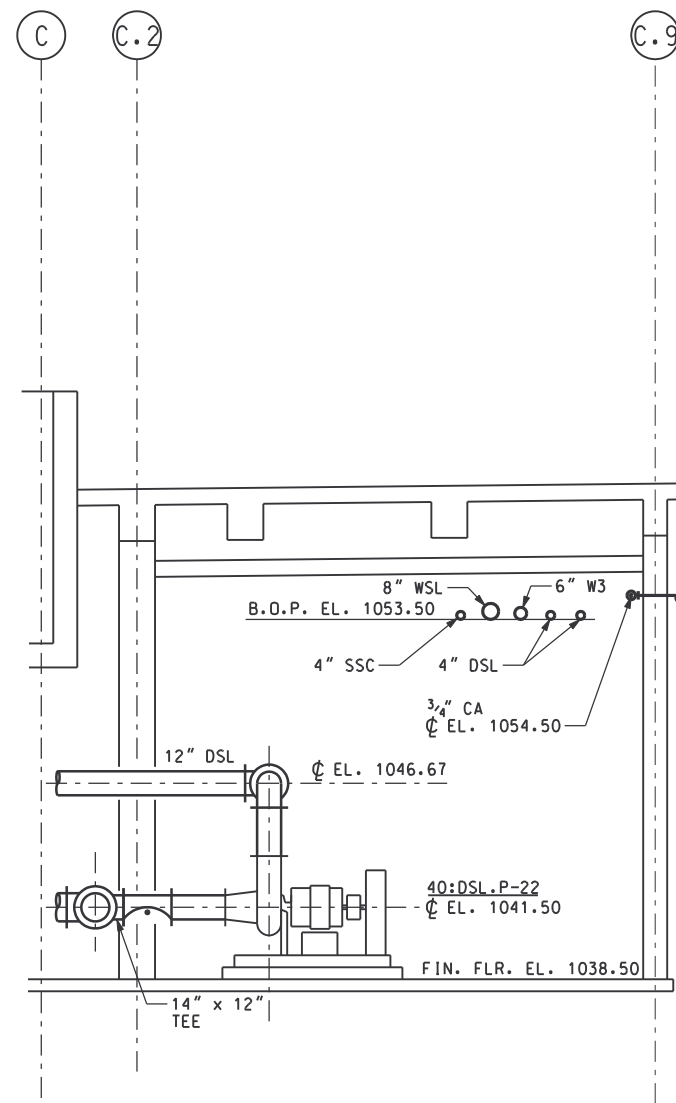
GWINNETT COUNTY, GEORGIA
DEPARTMENT OF PUBLIC UTILITIES
NORTH ADVANCED
WATER RECLAMATION FACILITY
3276 BUFORD DRIVE

SOLIDS TREATMENT
RESIDUALS GALLERY
SECTIONS 1

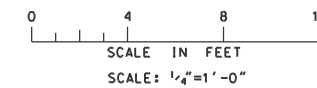
DATE
4/30/02
DRAWING NUMBER
40 M-404
13-52



SECTION 5
SCALE: 1/4"=1'-0" M-202 M-401




SECTION 6
SCALE: 1/4"=1'-0" M-402



RECORD DRAWING

DSGN	V. KUREK	10/17/97
DRWN	R. LONG	10/17/97
CHKD	N. COOPER	10/17/97
APPR		
NAME		DATE

M&E Metcalf & Eddy
Piedmont Olsen Hensley
MA MORELAND ALTOBELLI ASSOCIATES, INC.

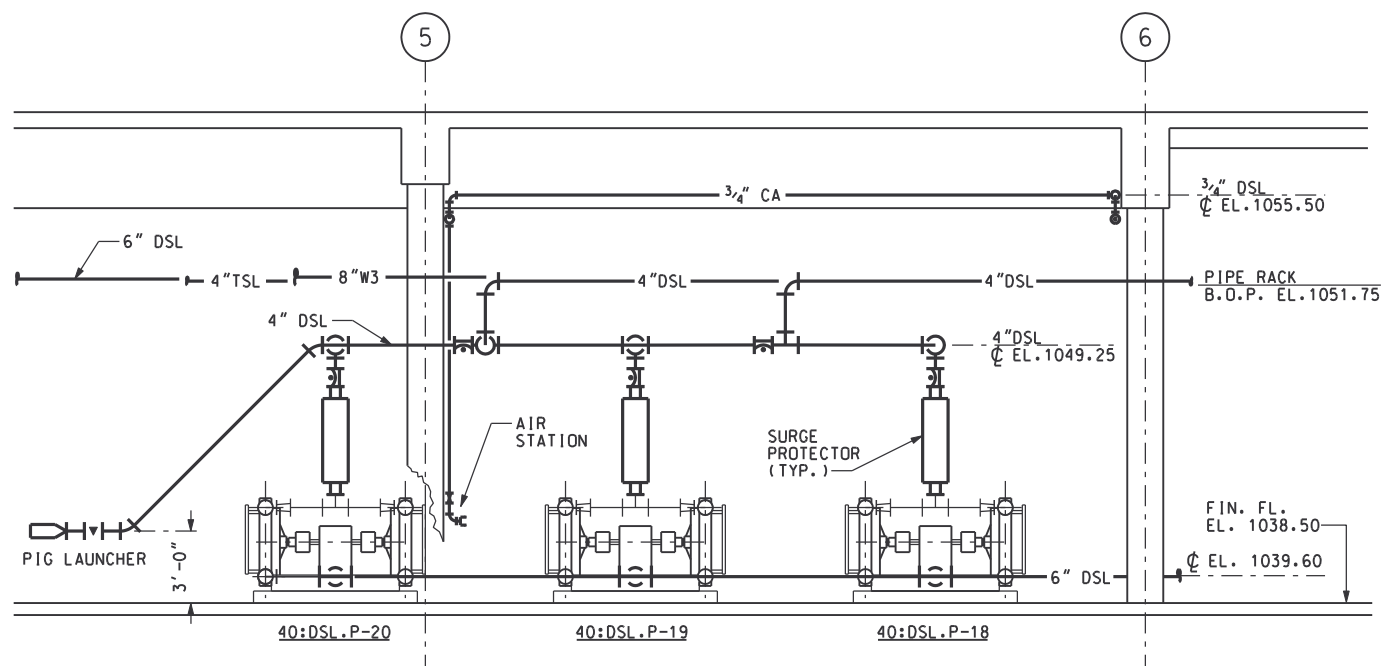


GWINNETT COUNTY, GEORGIA
 DEPARTMENT OF PUBLIC UTILITIES
 NORTH ADVANCED
 WATER RECLAMATION FACILITY
 3276 BUFORD DRIVE

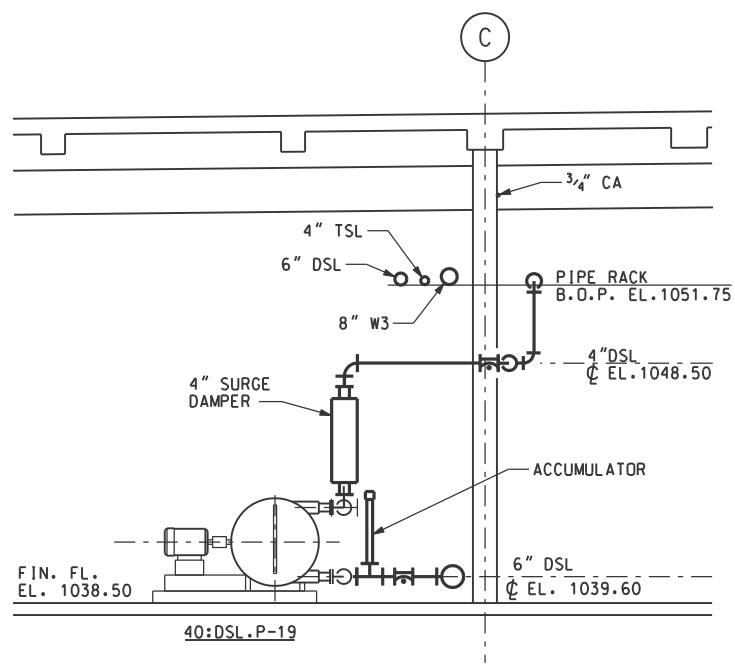
SOLIDS TREATMENT
 RESIDUALS GALLERY
 SECTIONS 2

DATE
 4/30/02
 DRAWING NUMBER
 40 M-405
 13-53

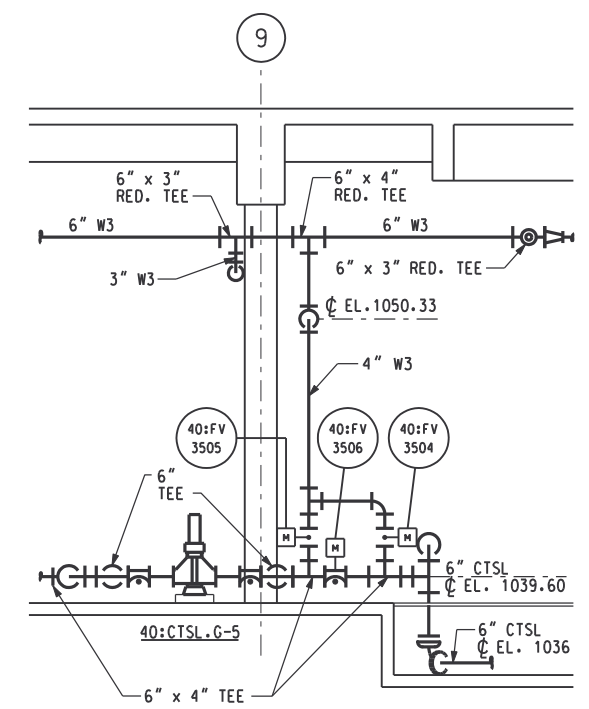
REV NO	DATE	RELEASED BY	DESCRIPTION OF REVISION
4/30/02	MKJ		RECORD DRAWING



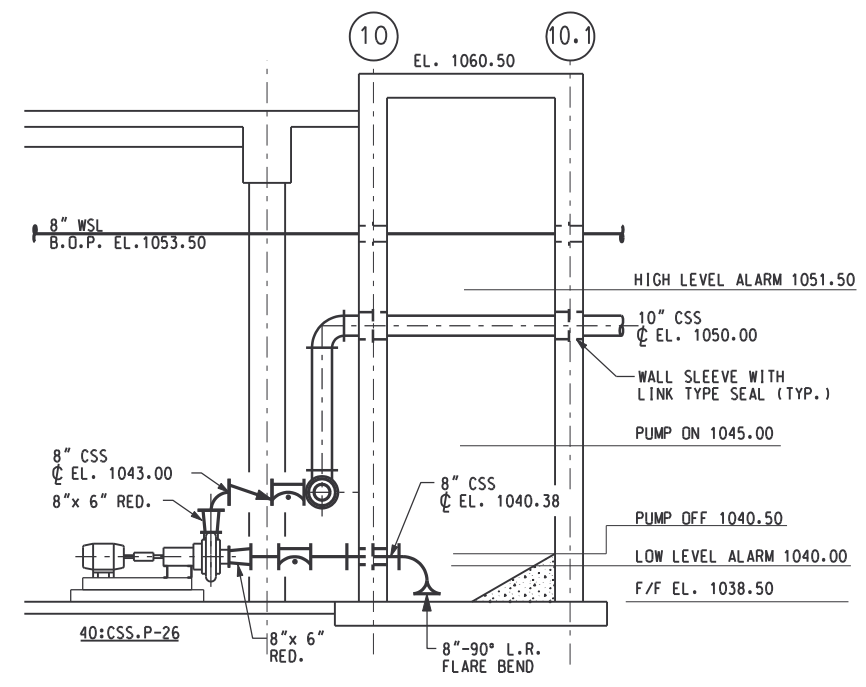
SECTION 7
SCALE: 1/4"=1'-0" M-402



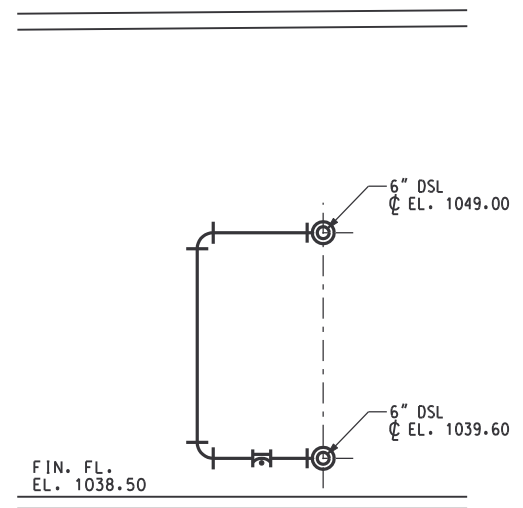
SECTION 8
SCALE: 1/4"=1'-0" M-402



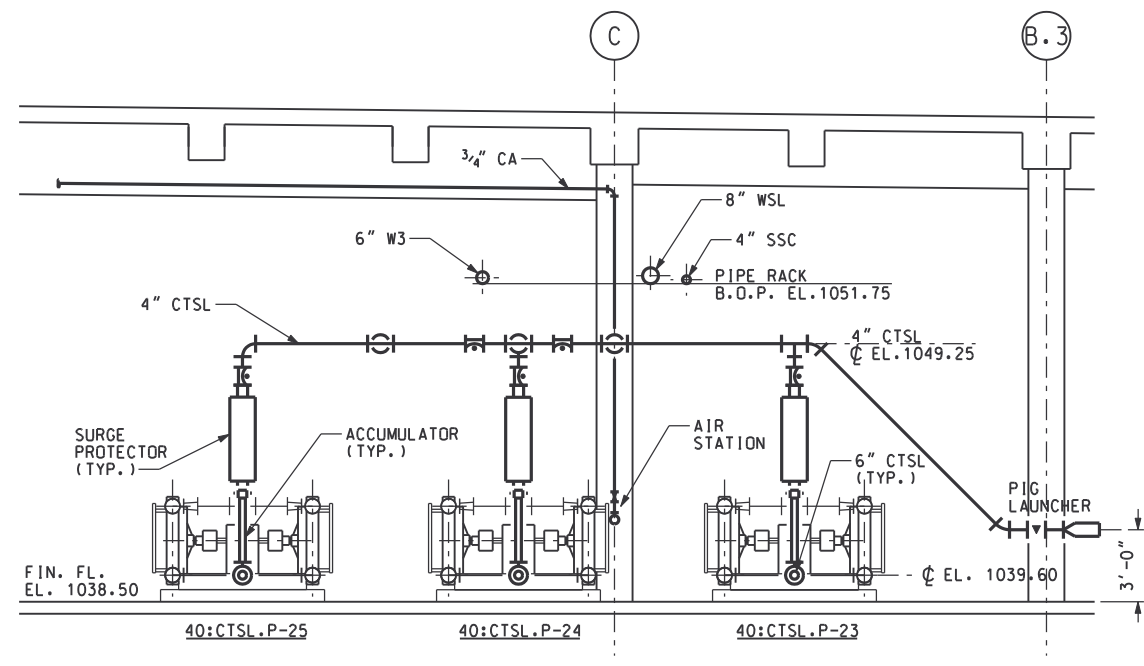
SECTION 9
SCALE: 1/4"=1'-0" M-403



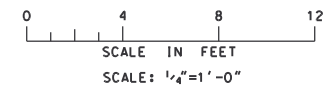
SECTION 10
SCALE: 1/4"=1'-0" M-403



SECTION 11
SCALE: 1/4"=1'-0" M-402 M-201



SECTION 12
SCALE: 1/4"=1'-0" M-403



RECORD DRAWING

DSGN	V. KUREK	10/17/97			
DRWN	R. LONG	10/17/97			
CHKD	N. COOPER	10/17/97			
APPR					
REV NO	DATE	RELEASED BY	DESCRIPTION OF REVISION	NAME	DATE
4/30/02	4/30/02	MKJ	RECORD DRAWING		

M&E Metcalf & Eddy

Piedmont Olsen Hensley

MA MORELAND ALTOBELLI ASSOCIATES, INC.

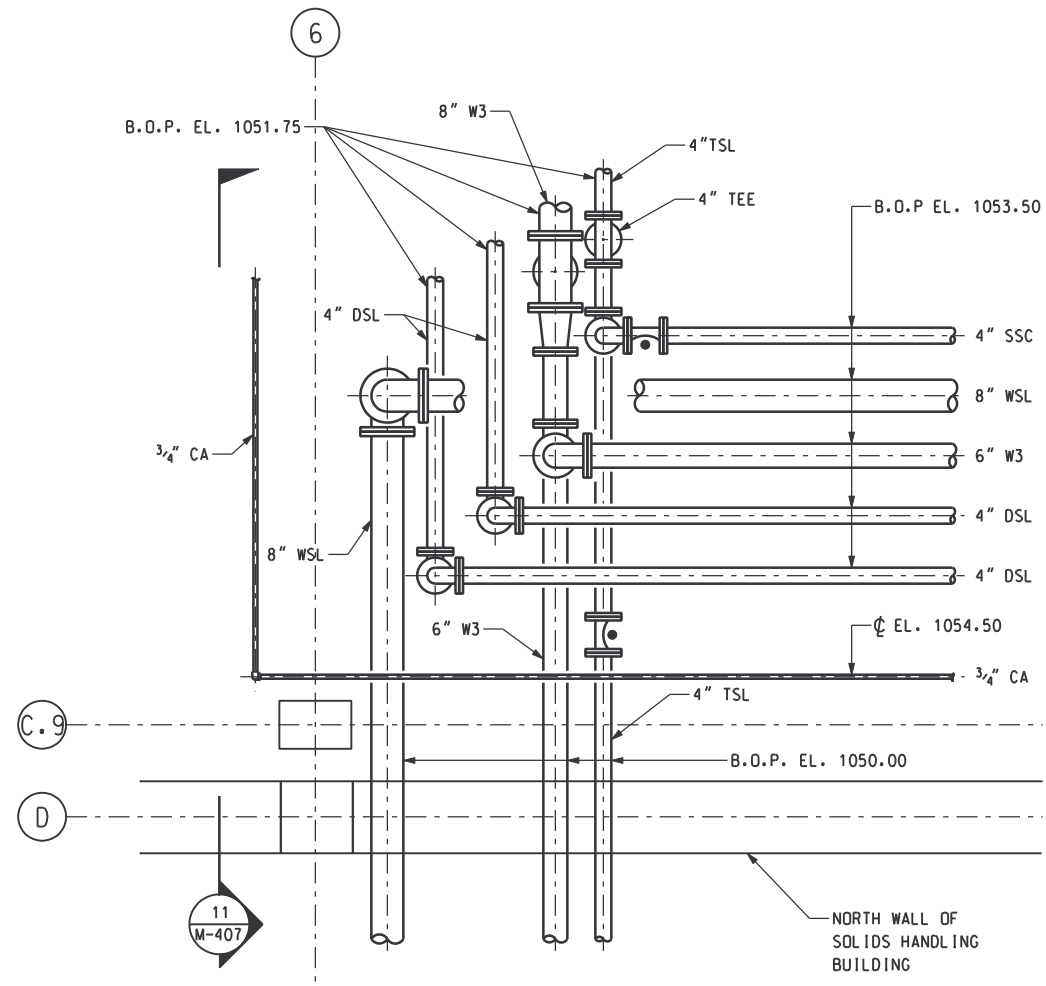
GWINNETT COUNTY, GEORGIA
DEPARTMENT OF PUBLIC UTILITIES
NORTH ADVANCED
WATER RECLAMATION FACILITY
3276 BUFORD DRIVE

SOLIDS TREATMENT

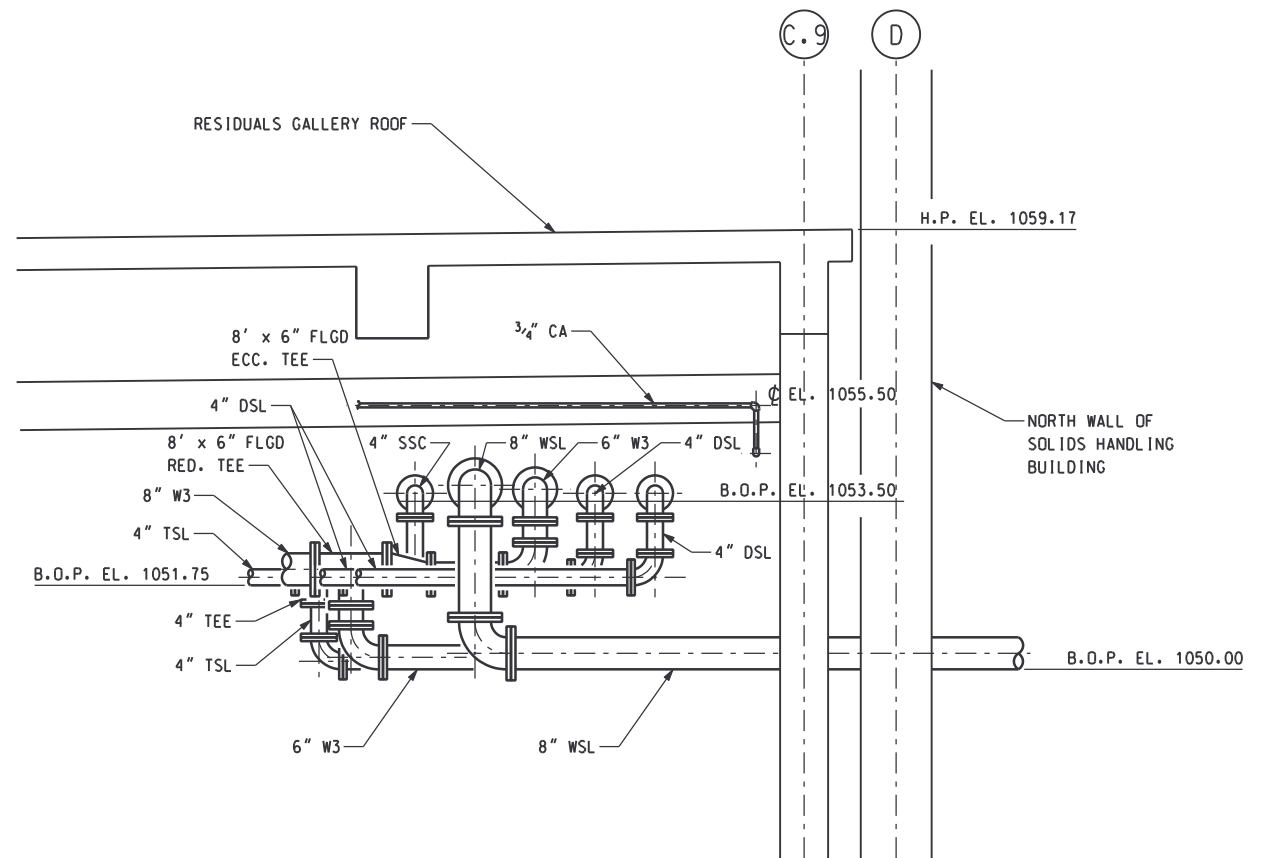
RESIDUALS GALLERY SECTION 3

DATE

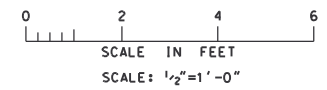
DRAWING NUMBER
40 M-406
13-54



DETAIL
SCALE: 1/2"=1'-0" (A M-402)



SECTION
SCALE: 1/2"=1'-0" (11 M-407)



RECORD DRAWING

DSGN	V. KUREK	10/17/97			
DRWN	R. LONG	10/17/97			
CHKD	N. COOPER	10/17/97			
APPR					
REV NO	DATE	RELEASED BY	DESCRIPTION OF REVISION	NAME	DATE
4/30/02	4/30/02	MKJ	RECORD DRAWING		

M&E Metcalf & Eddy

Piedmont Olsen Hensley

MA MORELAND ALTABELLI ASSOCIATES, INC.

SEAL OF THE BOARD OF COMMISSIONERS OF GWINNETT COUNTY, GEORGIA

GWINNETT COUNTY, GEORGIA
DEPARTMENT OF PUBLIC UTILITIES
NORTH ADVANCED
WATER RECLAMATION FACILITY
3276 BUFORD DRIVE

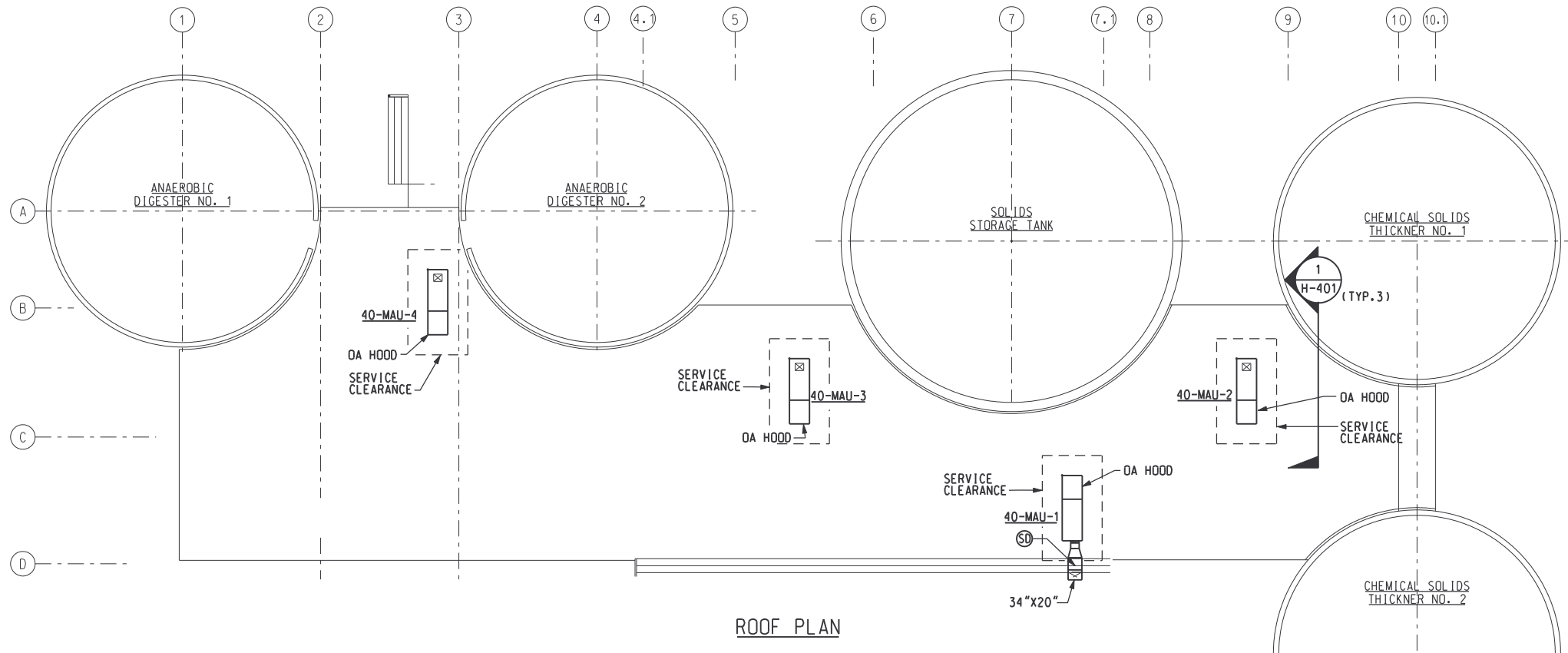
SOLIDS TREATMENT

RESIDUALS GALLERY
DETAIL AND SECTION

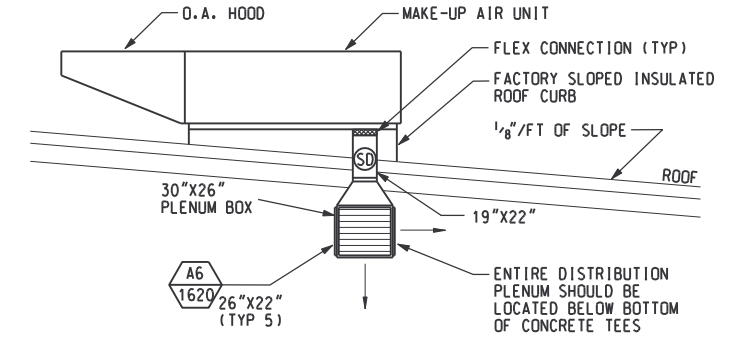
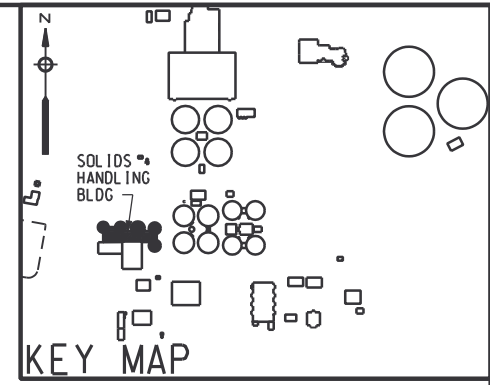
DATE
4/30/02

DRAWING NUMBER
40 M-407

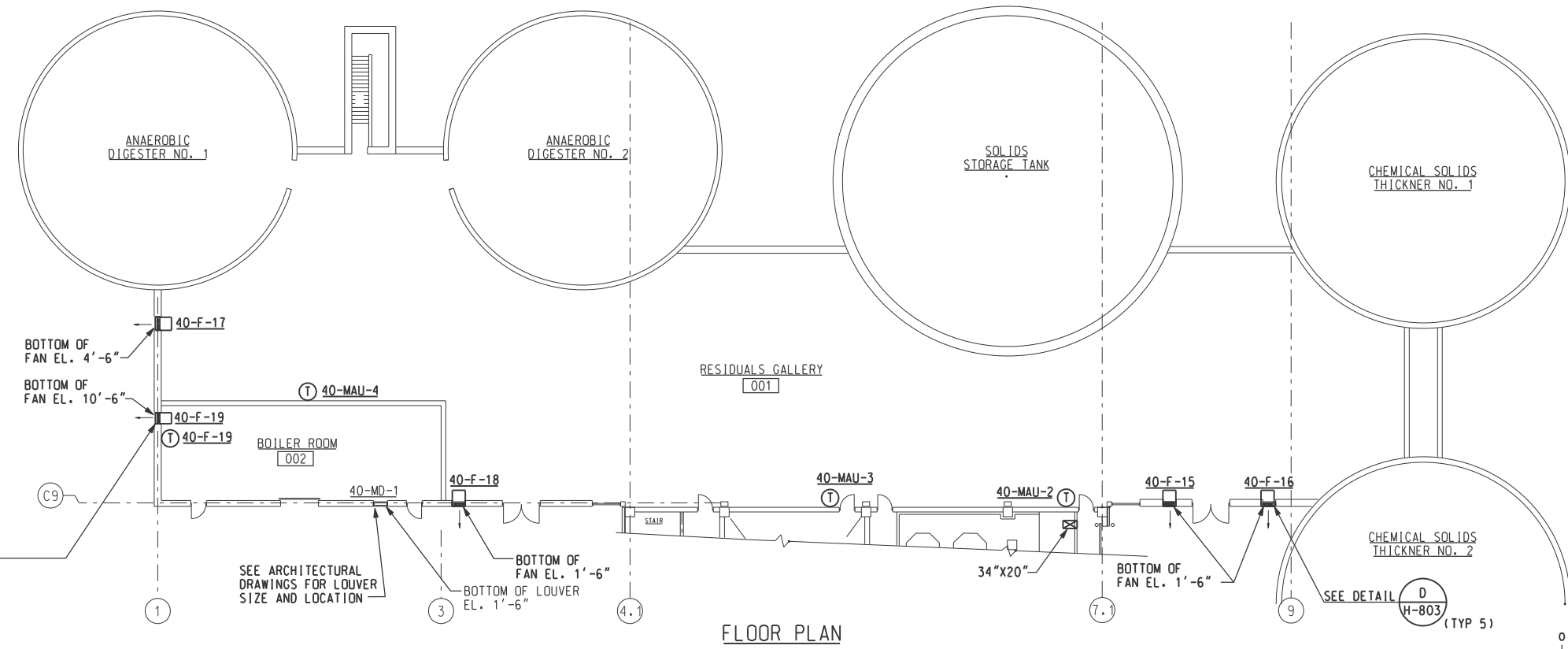
13-55



ROOF PLAN



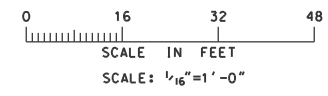
SECTION 1
SCALE: 1/4"=1'-0" (H-401)



FLOOR PLAN

DESIGN CONDITIONS	
SUMMER	
OUTSIDE	- 94°F db, 76°F wb
INSIDE	- 104°F
WINTER	
OUTSIDE	- 10°F
INSIDE	- 45°F

- NOTES:**
- MAKE-UP AIR UNITS, 40-MAU-2 THRU 40-MAU-4, AND EXHAUST FANS, 40-F-15 THRU 40-F-18, RUN CONTINUOUSLY. EXHAUST FAN 40-F-15 AND 40-F-16 ARE INTERLOCKED WITH 40-MAU-2 AND 40-MAU-3 RESPECTIVELY. EXHAUST FANS 40-F-17 AND 40-F-18 ARE INTERLOCKED WITH 40-MAU-4. HEATING MODE FOR MAKE-UP AIR UNITS IS THERMOSTATICALLY CONTROLLED. 40-F-19 IS THERMOSTATICALLY CONTROLLED AND INTERLOCKED WITH CONTROL DAMPER, 40-MD-1.
 - POLYMER - MAKE-UP AIR UNIT, 40-MAU-1, RUNS CONTINUOUSLY. HEATING MODE IS THERMOSTATICALLY CONTROLLED.
 - COMBUSTION AIR LOUVERS IN BOILER ROOM BY OTHERS. SEE ARCHITECTURAL ELEVATIONS OF THIS AREA FOR SIZE AND LOCATION.



RECORD DRAWING

REV NO	DATE	RELEASED BY	DESCRIPTION OF REVISION
4/30/02	MKJ		RECORD DRAWING

DSGN	DRWN	CHKD	APPR	NAME	DATE
D.PRUITT	T.BARNELL	J.HANNAH			10/17/97

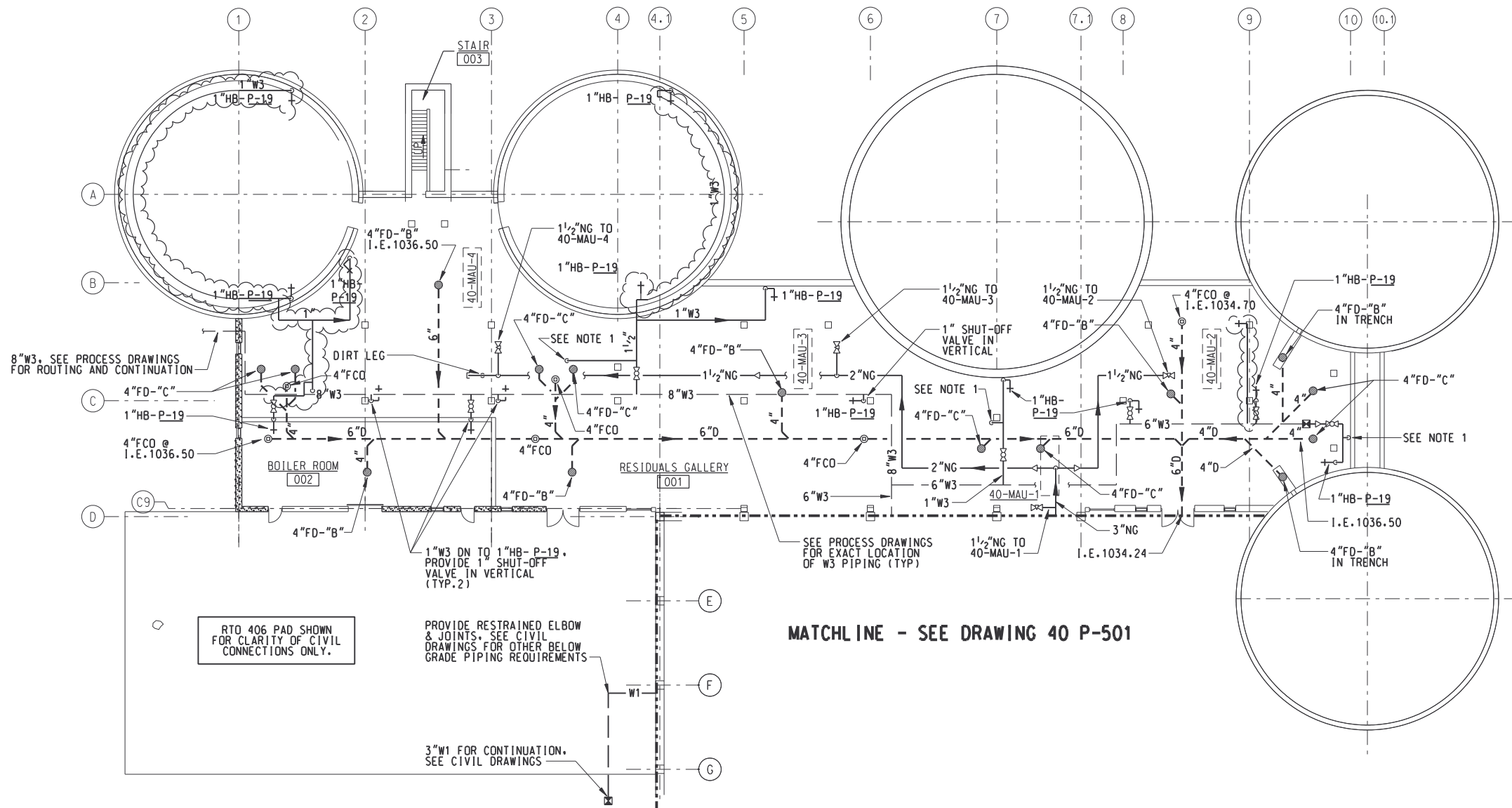
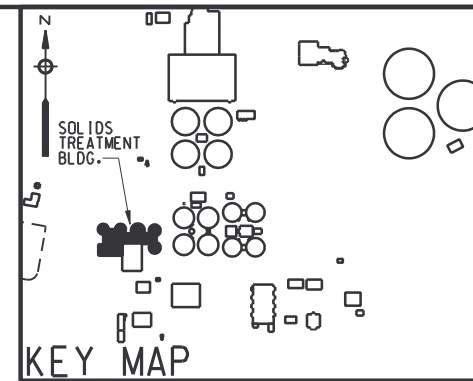
M&E Metcalf & Eddy

Piedmont Olsen Hensley

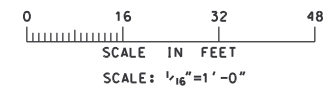
MA MORELAND ALTOBELLI ASSOCIATES, INC.

GWINNETT COUNTY, GEORGIA
 DEPARTMENT OF PUBLIC UTILITIES
 NORTH ADVANCED WATER RECLAMATION FACILITY
 3276 BUFORD DRIVE

SOLIDS TREATMENT		DATE
RESIDUALS GALLERY PLAN		4/13/00
		DRAWING NUMBER
		40 H-401
		13-56



NOTE:
 1. 1"SW DOWN TO SEAL WATER PANEL. SEE MECH. PROCESS DRAWINGS FOR PANEL LOCATIONS.



RECORD DRAWING

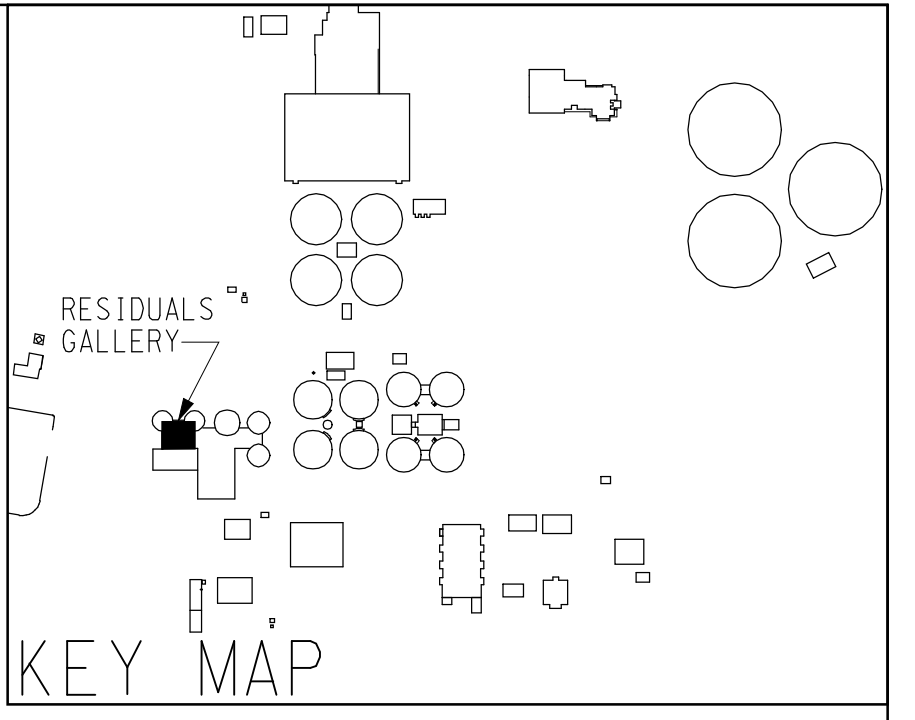
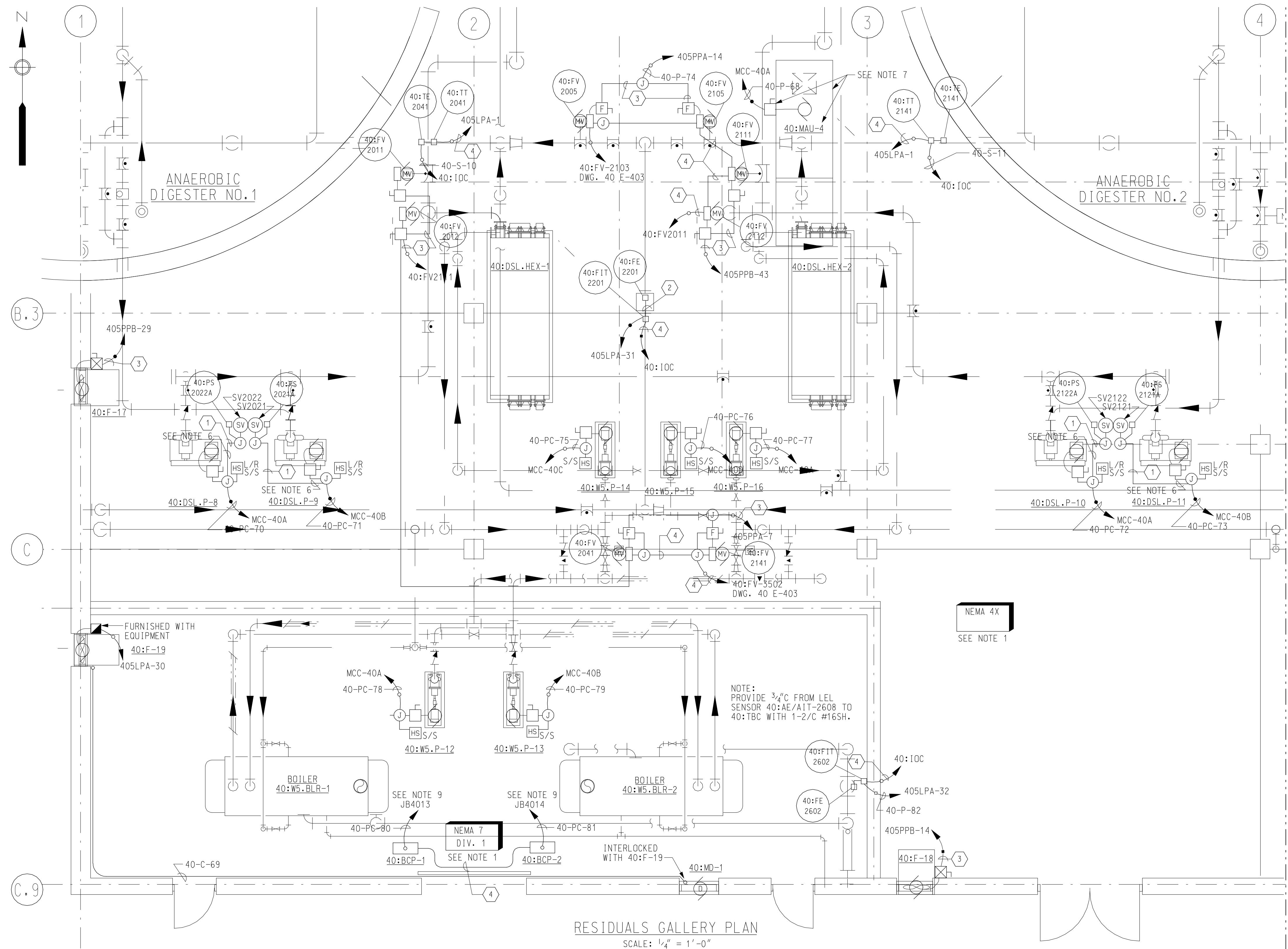
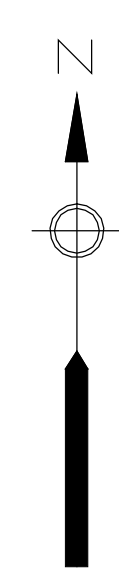
REV NO	DATE	BY	DESCRIPTION OF REVISION

M&E Metcalf & Eddy
Piedmont Olsen Hensley
MA MORELAND ALTOBELLI ASSOCIATES, INC.

GWINNETT COUNTY, GEORGIA
 DEPARTMENT OF PUBLIC UTILITIES
 NORTH ADVANCED WATER RECLAMATION FACILITY
 3276 BUFORD DRIVE

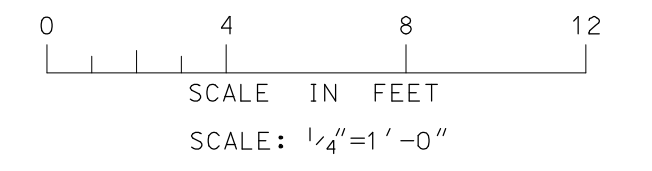
SOLIDS TREATMENT
RESIDUALS GALLERY PLAN

DATE	4/13/00
DRAWING NUMBER	40 P-401
	13-57



- NOTES:**
1. AREA DESIGNATION: ALL ELECTRICAL WORK WITHIN THIS AREA SHALL CONFORM TO THE REQUIREMENTS OF THE SPECIFICATIONS FOR THE DESIGNATION INDICATED.
 2. FOR SYMBOLS AND GENERAL NOTES SEE DRAWINGS 00 E-501, 00 E-502 AND 00 E-503.
 3. FOR PANELBOARD SCHEDULE SEE DRAWINGS 40 E-519 AND 40 E-520.
 4. FOR CONDUIT AND CABLE LIST, SEE DRAWING 40 E-528.
 5. ALL CONDUITS IN THIS AREA SHALL BE RUN EXPOSED UNLESS OTHERWISE NOTED.
 6. RUN EXPOSED CONDUIT ALONG FLOOR AT EDGE OF EQUIPMENT PAD PAD.
 7. 40:MAU-4 AND ASSOCIATED EQUIPMENT ARE LOCATED ON ROOF ABOVE.
 8. PROVIDE SEAL FITTING BETWEEN HAZARDOUS AND NON-HAZARDOUS AREA.
 9. JB4013 AND JB4014 ARE LOCATED IN ELECTRICAL ROOM. SEE DRAWING 40 E-515.

- LEGEND:**
- ① 3/4" C, 2#14, 3#12
 - ② 1" C, VENDOR
 - ③ 3/4" C, 3#12, 1#120
 - ④ 3/4" C, 1-2/C#16 SH
 - ⑤ 3/4" C, 4#14
 - ⑥ 3/4" C, 2-2/C#16 SH



RESIDUALS GALLERY PLAN
SCALE: 1/4" = 1'-0"

RECORD DRAWING


REV NO.	DATE	RELEASED BY	DESCRIPTION OF REVISION
2/20/04	NL		RECORD DRAWING

DSGN	L. WALTERS	10/17/97
DRWN	G. TOWNSEND	10/17/97
CHKD	A. RAY	10/17/97
APPR		

M&E Metcalf & Eddy

Piedmont Olsen Hensley

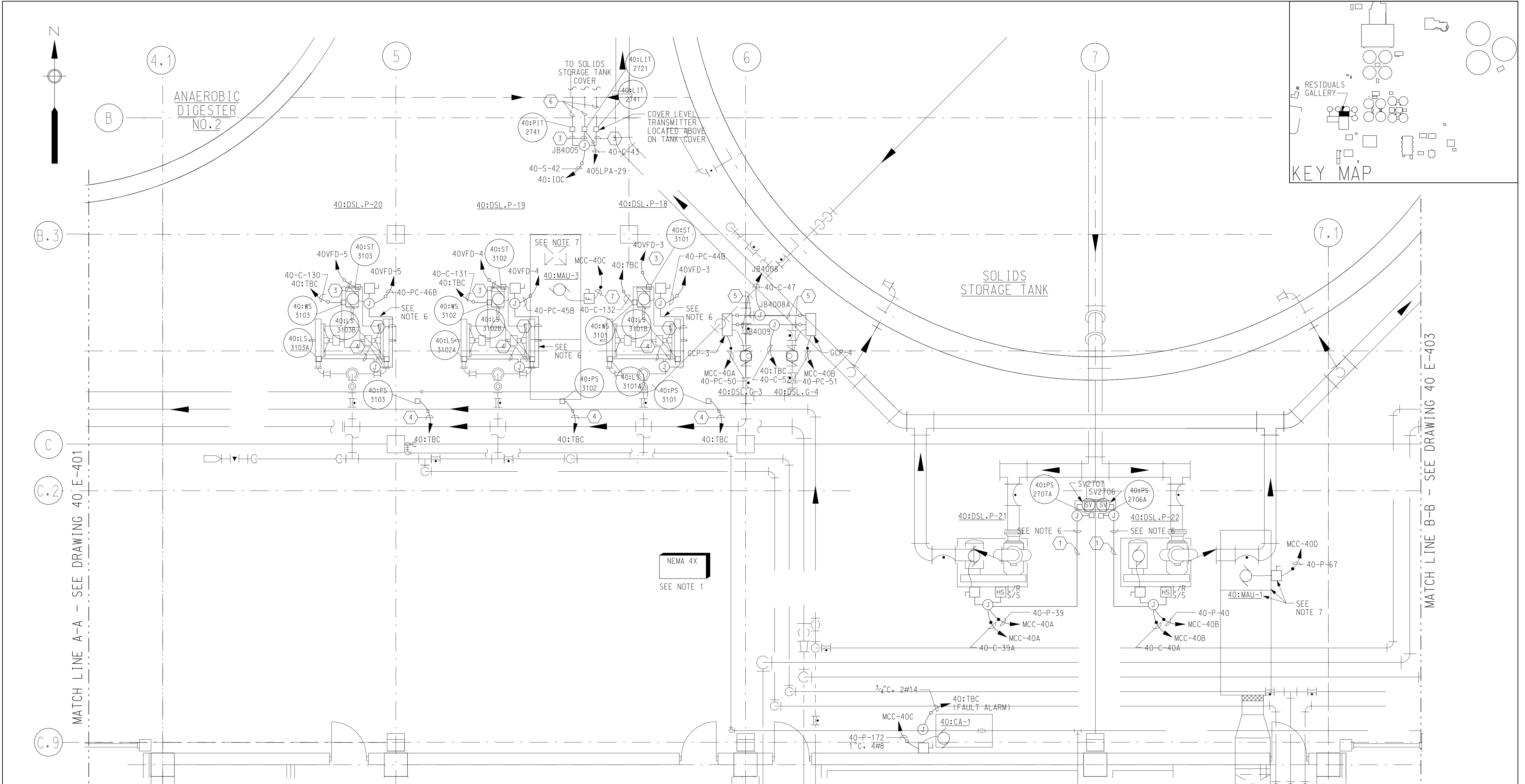
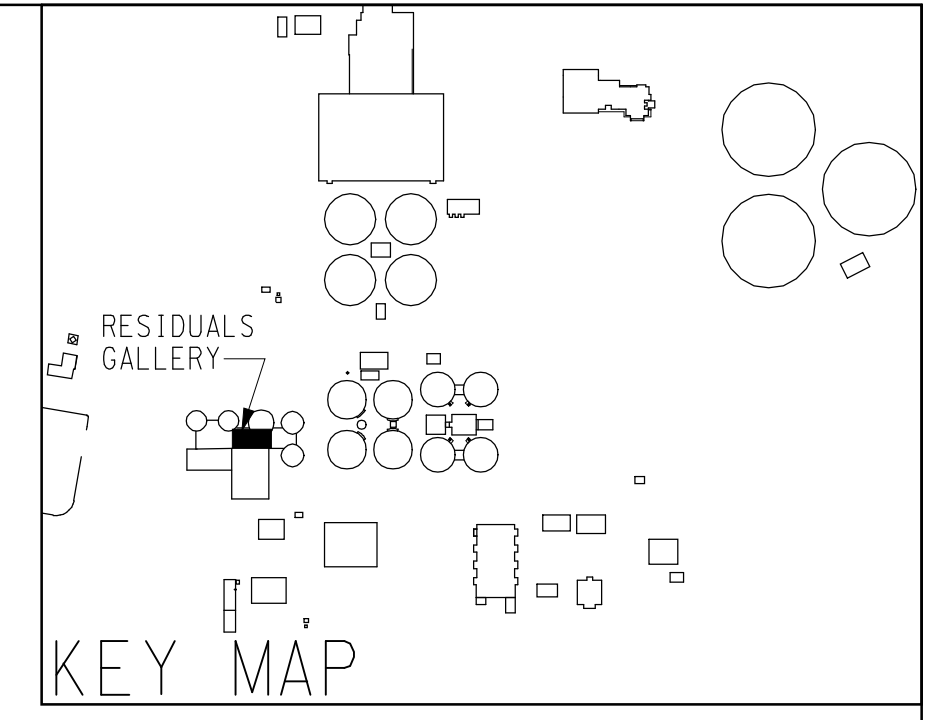
MA MORELAND ALTOBELLI ASSOCIATES, INC.



GWINNETT COUNTY, GEORGIA
DEPARTMENT OF PUBLIC UTILITIES
NORTH ADVANCED
WATER RECLAMATION FACILITY
3276 BUFORD DRIVE

SOLIDS TREATMENT
**RESIDUALS GALLERY
POWER PLAN 1**
ELECTRICAL

DATE
2/20/04
DRAWING NUMBER
40 E-401
13-58



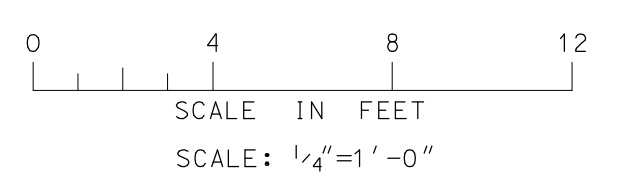
NOTES:

1. AREA DESIGNATION: ALL ELECTRICAL WORK WITHIN THIS AREA SHALL CONFORM TO THE REQUIREMENTS OF THE SPECIFICATIONS FOR THE DESIGNATION INDICATED.
2. FOR SYMBOLS AND GENERAL NOTES SEE DRAWINGS 00 E-501, 00 E-502 AND 00 E-503.
3. FOR PANELBOARD SCHEDULE SEE DRAWINGS 40 E-519 AND 40 E-520.
4. FOR CONDUIT AND CABLE LIST, SEE DRAWING 40 E-528.
5. ALL CONDUITS IN THIS AREA SHALL BE RUN EXPOSED UNLESS OTHERWISE NOTED.
6. RUN EXPOSED CONDUIT AROUND EQUIPMENT PAD.
7. 40:MAU-1 AND 40:MAU-3 AND ASSOCIATED EQUIPMENT ARE LOCATED ON ROOF ABOVE.
8. ALL HOMERUNS SHALL RUN EXPOSED TO CEILING AND ALONG CEILING TO DESIGNATION INDICATED.

NEMA 4X
SEE NOTE 1

LEGEND:

- | | | | |
|---|---------------------|---|-----------------------------|
| 1 | 3/4" C, 4#14 | 5 | 3/4" C, 6#14 |
| 2 | 3/4" C, 5#14 | 6 | 1" C, VENDOR SUPPLIED CABLE |
| 3 | 3/4" C, 1-2/C#16 SH | 7 | 3/4" C, 3#12 & 1#12G |
| 4 | 3/4" C, 2#14 | | |



RESIDUALS GALLERY PLAN
SCALE: 1/4" = 1'-0"

RECORD DRAWING

REV NO	DATE	RELEASED BY	DESCRIPTION OF REVISION
2/20/04	NL		RECORD DRAWING

DSGN	L. WALTERS	10/17/97
DRWN	G. TOWNSEND	10/17/97
CHKD	A. RAY	10/17/97
APPR		

M&E Metcalf & Eddy

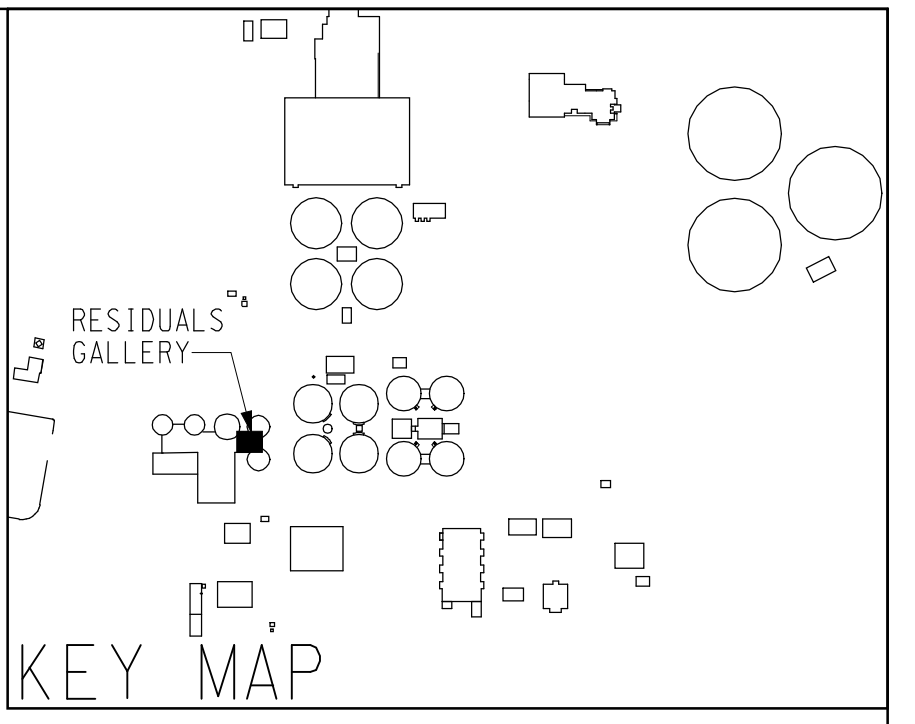
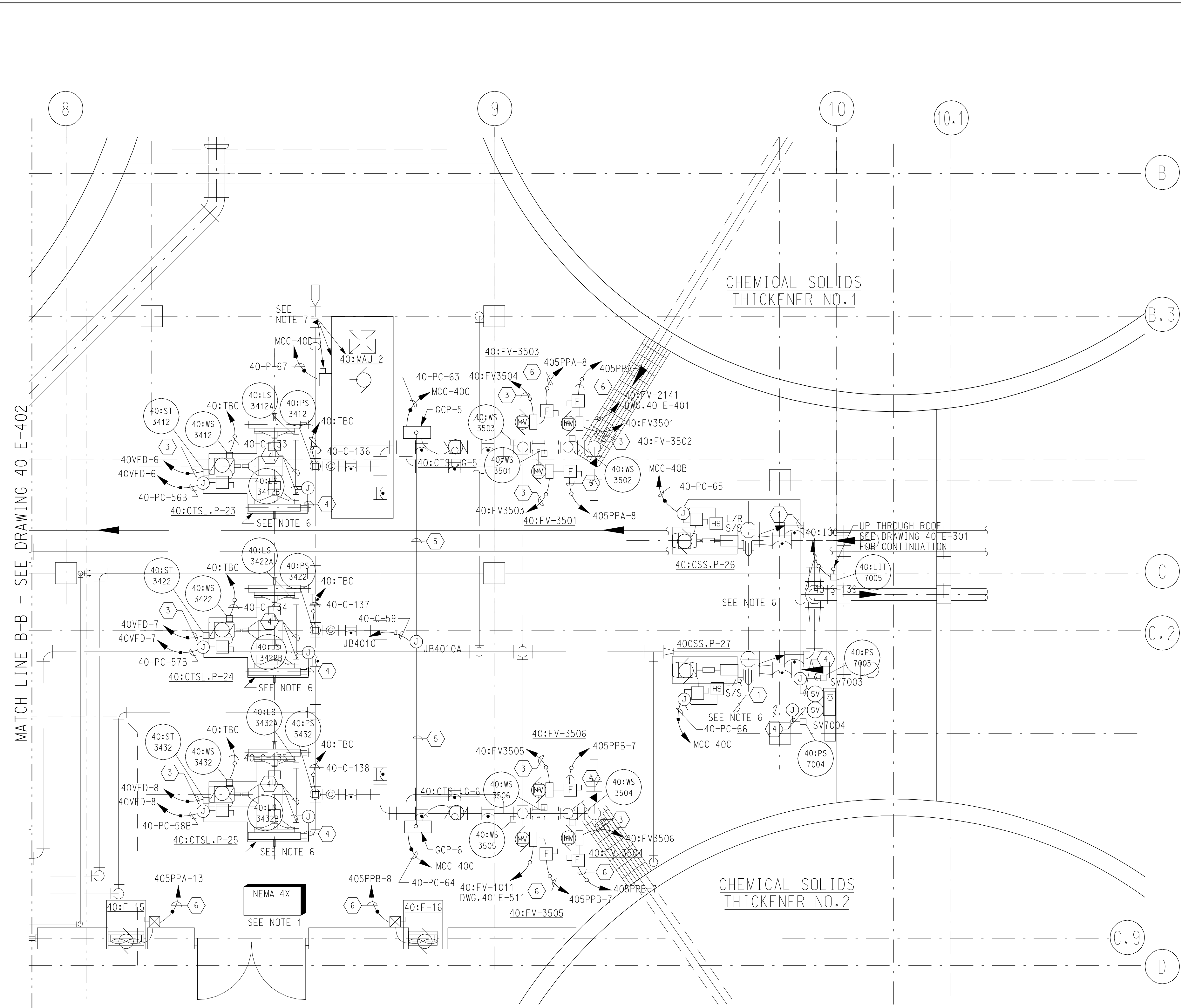
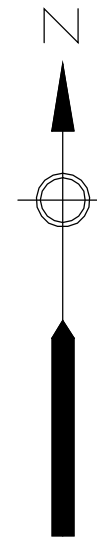
Piedmont Olsen Hensley

MA MORELAND ALTABELLI ASSOCIATES, INC.



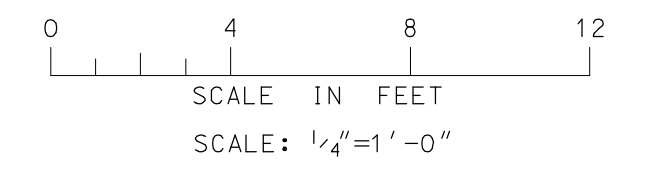
GWINNETT COUNTY, GEORGIA
DEPARTMENT OF PUBLIC UTILITIES
NORTH ADVANCED
WATER RECLAMATION FACILITY
3276 BUFORD DRIVE

SOLIDS TREATMENT	DATE
RESIDUALS GALLERY POWER PLAN 2	2/20/04
	DRAWING NUMBER
	40 E-402
	13-59



- NOTES:**
1. AREA DESIGNATION: ALL ELECTRICAL WORK WITHIN THIS AREA SHALL CONFORM TO THE REQUIREMENTS OF THE SPECIFICATIONS FOR THE DESIGNATION INDICATED.
 2. FOR SYMBOLS AND GENERAL NOTES SEE DRAWINGS 00 E-501, 00 E-502 AND 00 E-503.
 3. FOR PANELBOARD SCHEDULE SEE DRAWINGS 40 E-519 AND 40 E-520.
 4. FOR CONDUIT AND CABLE LIST, SEE DRAWING 40 E-528.
 5. ALL CONDUITS IN THIS AREA SHALL BE RUN EXPOSED UNLESS OTHERWISE NOTED.
 6. RUN EXPOSED CONDUIT AROUND EQUIPMENT PAD.
 7. 40:MAU-2 AND ASSOCIATED EQUIPMENT ARE LOCATED ON THE ROOF ABOVE.

- LEGEND:**
- 1 3/4" C, 4#14
 - 2 3/4" C, VENDOR
 - 3 3/4" C, 1-2/C#16 SH
 - 4 3/4" 2#14
 - 5 3/4" C, 6#14
 - 6 3/4" C, 3#12 & 1#12G



RESIDUALS GALLERY PLAN
SCALE: 1/4" = 1'-0"

RECORD DRAWING

REV NO.	DATE	NL RELEASED BY	DESCRIPTION OF REVISION
2/20/04			RECORD DRAWING

DSGN	L. WALTERS	10/17/97
DRWN	G. TOWNSEND	10/17/97
CHKD	A. RAY	10/17/97
APPR		

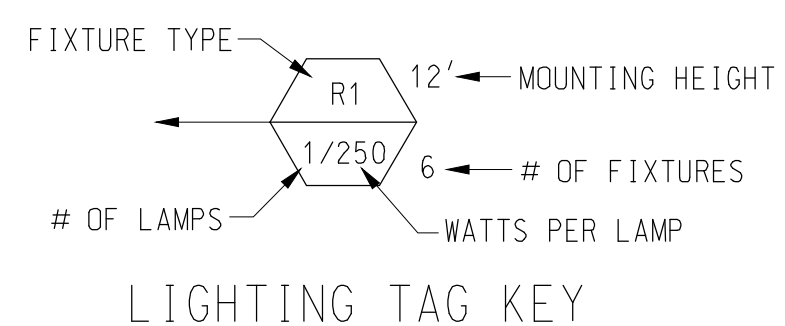
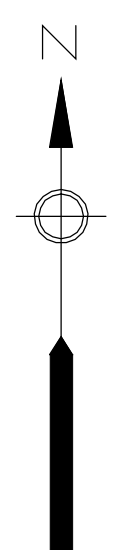
M&E Metcalf & Eddy

Piedmont Olsen Hensley

MA MORELAND ALTOBELLI ASSOCIATES, INC.

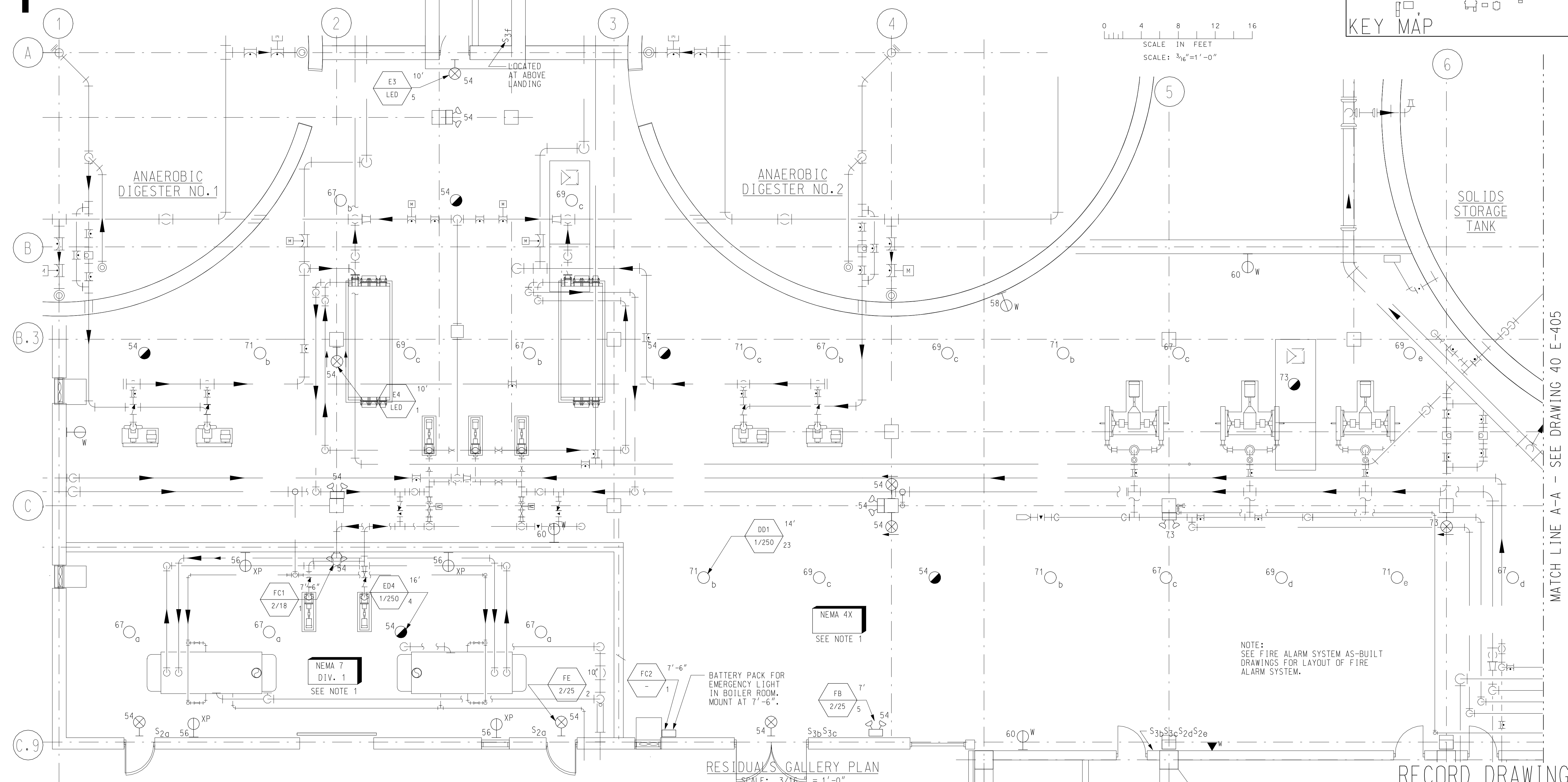
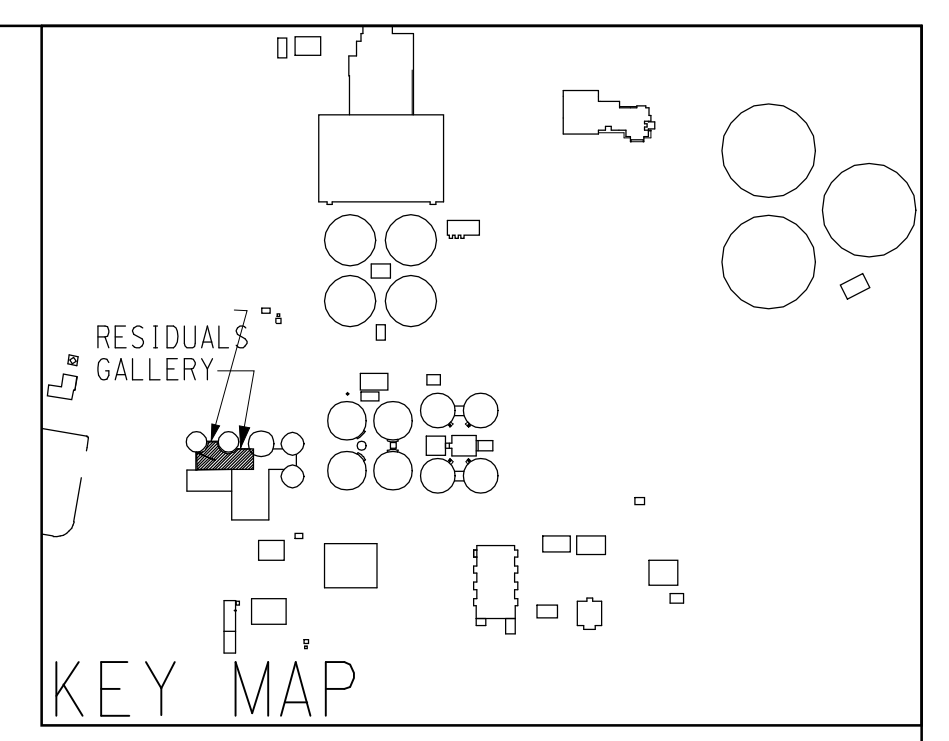
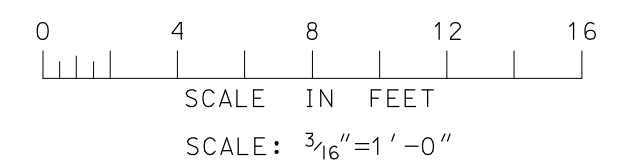
GWINNETT COUNTY, GEORGIA
DEPARTMENT OF PUBLIC UTILITIES
NORTH ADVANCED
WATER RECLAMATION FACILITY
3276 BUFORD DRIVE

SOLIDS TREATMENT	DATE 2/20/04
RESIDUALS GALLERY POWER PLAN 3	DRAWING NUMBER 40 E-403
ELECTRICAL	13-60



NOTES:

1. AREA DESIGNATION: ALL ELECTRICAL WORK WITHIN THIS AREA SHALL CONFORM TO THE REQUIREMENTS OF THE SPECIFICATIONS FOR THE DESIGNATION INDICATED.
2. FOR SYMBOLS AND GENERAL NOTES SEE DRAWINGS 00 E-501, 00 E-502 AND 00 E-503.
3. FOR PANELBOARD SCHEDULE SEE DRAWINGS 40 E-519 AND 40 E-520.
4. FOR LIGHTING FIXTURE SCHEDULE SEE DRAWING 00 E-603.
5. CONDUCTORS FOR LIGHTING SWITCH LEG AND CONDUCTORS BETWEEN ALL LIGHTING FIXTURES SHALL BE THE SAME SIZE AS LIGHTING FIXTURE HOMERUN CIRCUIT CONDUCTOR.
6. ALL 120V LIGHTING SHOWN ON THIS DRAWING SHALL BE WIRED TO PANELBOARD 405LPB UNLESS OTHERWISE NOTED.
7. ALL 120V RECEPTACLES SHOWN ON THIS DRAWING SHALL BE WIRED TO PANELBOARD 405LPB UNLESS OTHERWISE NOTED.
8. LIGHTING FIXTURES ARE SHOWN IN APPROXIMATE LOCATIONS. INSTALLATION TO BE COORDINATED WITH OTHER DISCIPLINES TO PREVENT INTERFERENCES.
9. ALL CONDUITS IN THIS AREA SHALL RUN EXPOSED UNLESS OTHERWISE NOTED.
10. LIGHTING AND RECEPTACLE CONDUIT AND CABLE ARE NOT SHOWN. CONTRACTOR SHALL PROVIDE NECESSARY LIGHTING AND RECEPTACLE CONDUIT AND CABLE. MINIMUM CONDUIT SIZE SHALL BE 3/4". MINIMUM CABLE SIZE SHALL BE #12AWG.



MATCH LINE A-A - SEE DRAWING 40 E-405

NOTE:
SEE FIRE ALARM SYSTEM AS-BUILT
DRAWINGS FOR LAYOUT OF FIRE
ALARM SYSTEM.

RESIDUALS GALLERY PLAN
SCALE: 3/16" = 1'-0"

RECORD DRAWING

REV NO.	DATE	NL RELEASED BY	DESCRIPTION OF REVISION
2/20/04		NL	RECORD DRAWING

CONF	D.EVANS	1/30/98
DSGN	L.WALTERS	10/17/97
DRWN	G.TOWNSEND	10/17/97
CHKD	A.RAY	10/17/97
APPR		

M&E Metcalf & Eddy

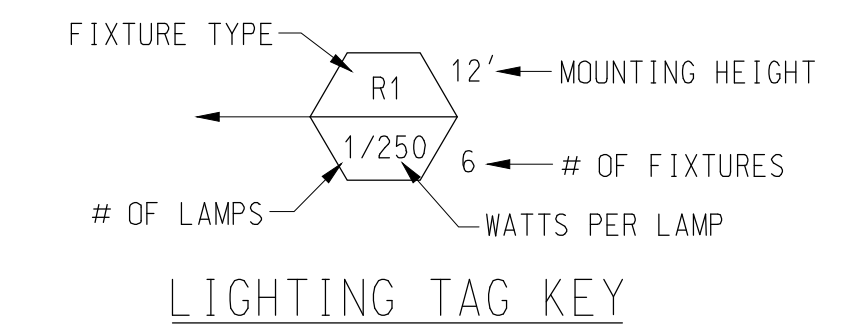
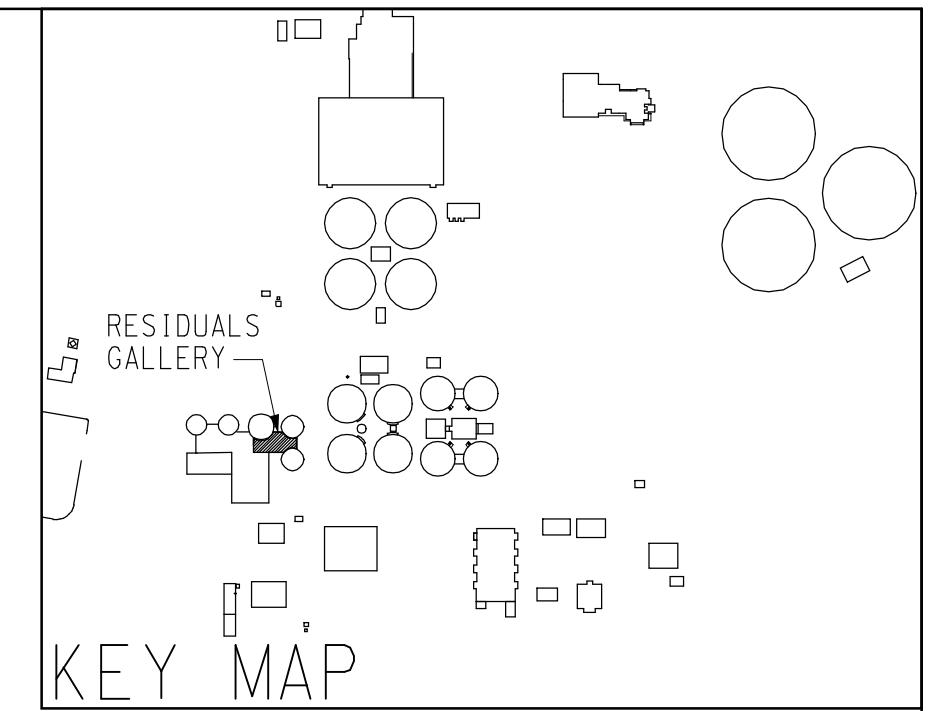
Piedmont Olsen Hensley

MA MORELAND ALTOBELLI ASSOCIATES, INC.

GWINNETT COUNTY, GEORGIA
DEPARTMENT OF PUBLIC UTILITIES
NORTH ADVANCED
WATER RECLAMATION FACILITY
3276 BUFORD DRIVE

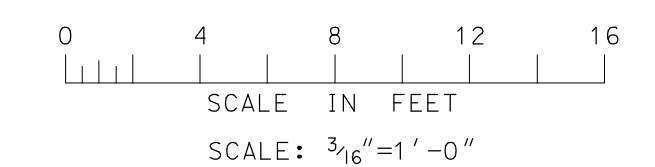
SOLIDS TREATMENT
RESIDUALS GALLERY
LIGHTING PLAN 1
ELECTRICAL

DATE	2/20/04
DRAWING NUMBER	40 E-404
	13-61

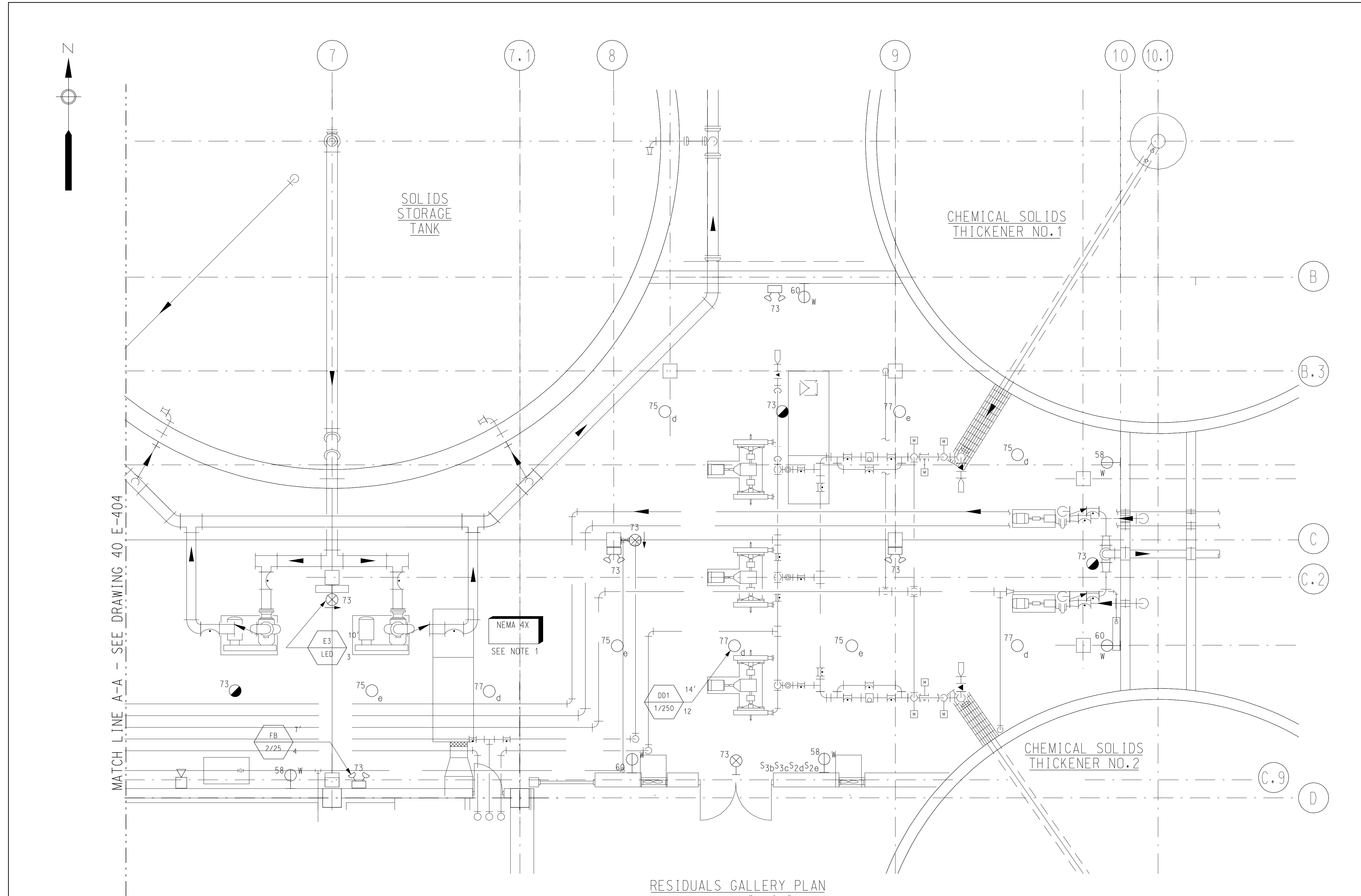


NOTES:

1. AREA DESIGNATION: ALL ELECTRICAL WORK WITHIN THIS AREA SHALL CONFORM TO THE REQUIREMENTS OF THE SPECIFICATIONS FOR THE DESIGNATION INDICATED.
2. FOR SYMBOLS AND GENERAL NOTES SEE DRAWINGS 00 E-501, 00 E-502 AND 00 E-503.
3. FOR PANELBOARD SCHEDULE SEE DRAWINGS 40 E-519 AND 40 E-520.
4. FOR LIGHTING FIXTURE SCHEDULE SEE DRAWING 00 E-603.
5. CONDUCTORS FOR LIGHTING SWITCH LEG AND CONDUCTORS BETWEEN ALL LIGHTING FIXTURES SHALL BE THE SAME SIZE AS LIGHTING FIXTURE HOMERUN CIRCUIT CONDUCTOR.
6. ALL 120V LIGHTING SHOWN ON THIS DRAWING SHALL BE WIRED TO PANELBOARD 405LPB UNLESS OTHERWISE NOTED.
7. ALL 120V RECEPTACLES SHOWN ON THIS DRAWING SHALL BE WIRED TO PANELBOARD 405LPB UNLESS OTHERWISE NOTED.
8. LIGHTING FIXTURES ARE SHOWN IN APPROXIMATE LOCATIONS. INSTALLATION TO BE COORDINATED WITH OTHER DISCIPLINES TO PREVENT INTERFERENCES.
9. ALL CONDUITS IN THIS AREA SHALL BE RUN EXPOSED UNLESS OTHERWISE NOTED.
10. LIGHTING AND RECEPTACLE CONDUIT AND CABLE ARE NOT SHOWN. CONTRACTOR SHALL PROVIDE NECESSARY CONDUIT AND CABLE. MINIMUM CONDUIT SIZE SHALL BE 3/4". MINIMUM CABLE SIZE SHALL BE #12AWG.



RECORD DRAWING




RESIDUALS GALLERY PLAN
SCALE: 3/16" = 1'-0"

REV. NO.	DATE	RELEASED BY	DESCRIPTION OF REVISION
2/20/04	NL		RECORD DRAWING

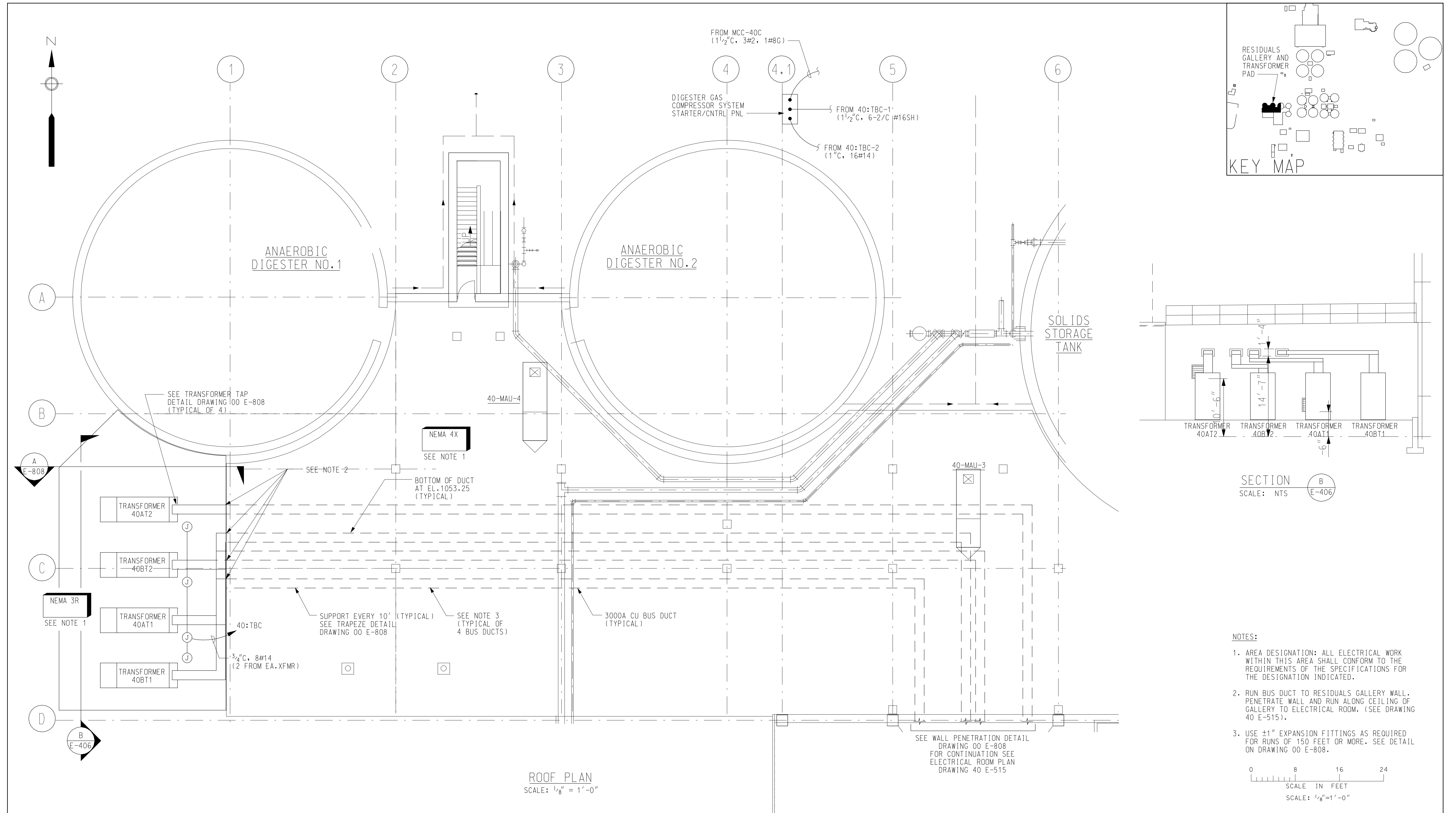
DSGN	L. WALTERS	10/17/97
DRWN	G. TOWNSEND	10/17/97
CHKD	A. RAY	10/17/97
APPR		

M&E Metcalf & Eddy
Piedmont Olsen Hensley
MA MORELAND ALTOBELLI ASSOCIATES, INC.



GWINNETT COUNTY, GEORGIA
 DEPARTMENT OF PUBLIC UTILITIES
 NORTH ADVANCED
 WATER RECLAMATION FACILITY
 3276 BUFORD DRIVE

SOLIDS TREATMENT	DATE 2/20/04
RESIDUALS GALLERY LIGHTING PLAN 2	DRAWING NUMBER 40 E-405
ELECTRICAL	13-62



REV NO.	DATE	NL RELEASED BY	DESCRIPTION OF REVISION	DSGN	L. WALTERS	10/17/97
				DRWN	G. TOWNSEND	10/17/97
				CHKD	A. RAY	10/17/97
				APPR		

M&E Metcalf & Eddy

Piedmont Olsen Hensley

MA MORELAND ALTOBELLI ASSOCIATES, INC.

METCALF & EDDY

GWINNETT COUNTY, GEORGIA
DEPARTMENT OF PUBLIC UTILITIES
NORTH ADVANCED
WATER RECLAMATION FACILITY
3276 BUFORD DRIVE

SOLIDS TREATMENT

**RESIDUALS GALLERY
BUS DUCT PLAN**

ELECTRICAL

DATE: 2/20/04
DRAWING NUMBER: 40 E-406
13-63

PROJECT NAME: GWINNETT COUNTY WWTP

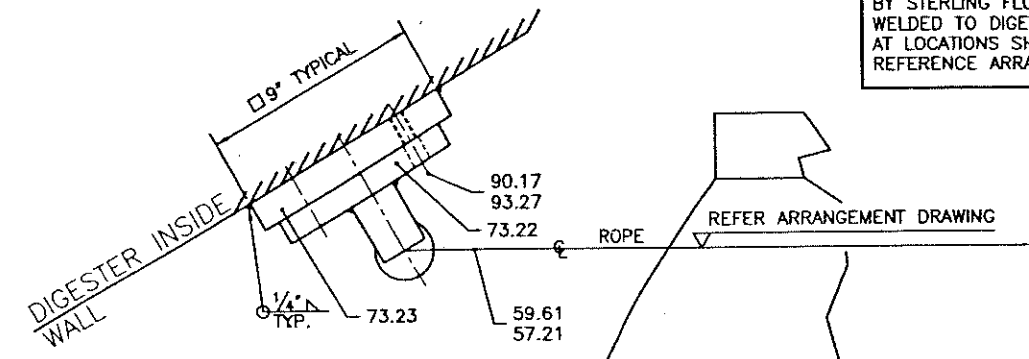
WALL PLATE MOUNTING DETAIL

PART No. 73.23 -
WALL ANCHOR PLATE TO BE FURNISHED
BY STERLING FLUID SYSTEMS AND
WELDED TO DIGESTER WALL BY OTHERS
AT LOCATIONS SHOWN.
REFERENCE ARRANGEMENT DRAWING.

FLOOR CONSOLE TABULATION (INCHES)

MIXER SIZE	A	REFERENCE ARRANGEMENT DRAWING No.
MFS 4	1.25	L141.5498.51.0233
MFS 6	1.25	
MFS 8	1.625	

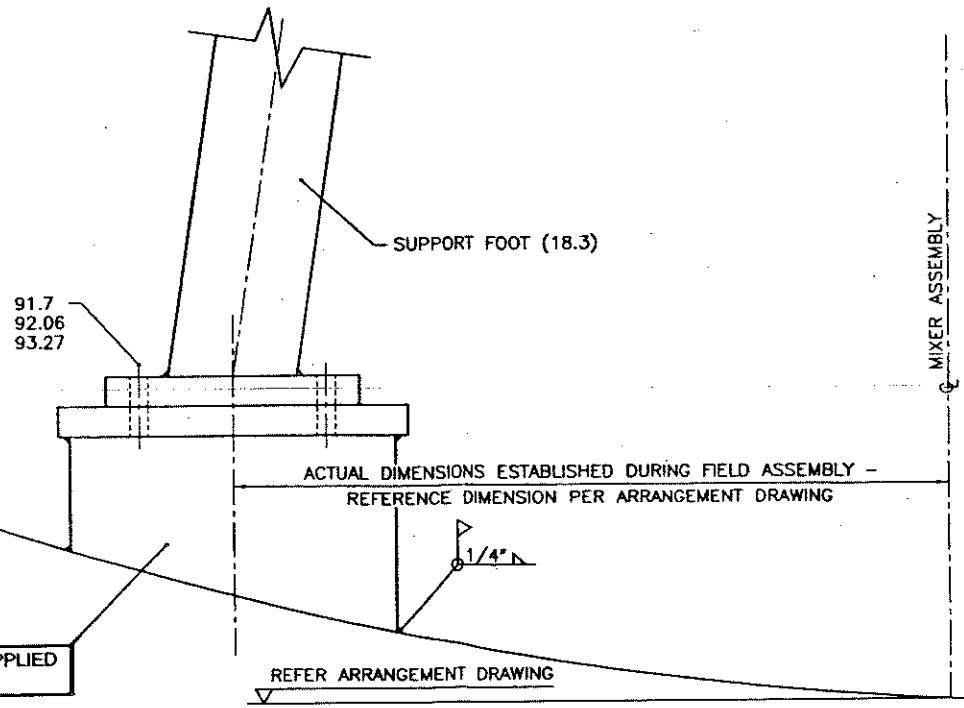
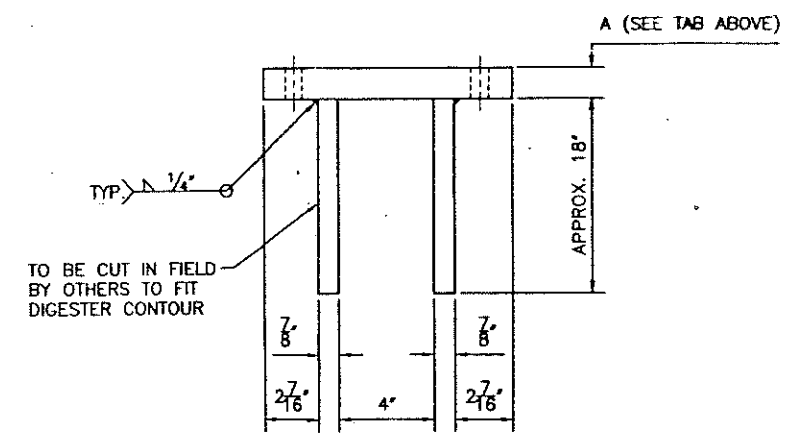
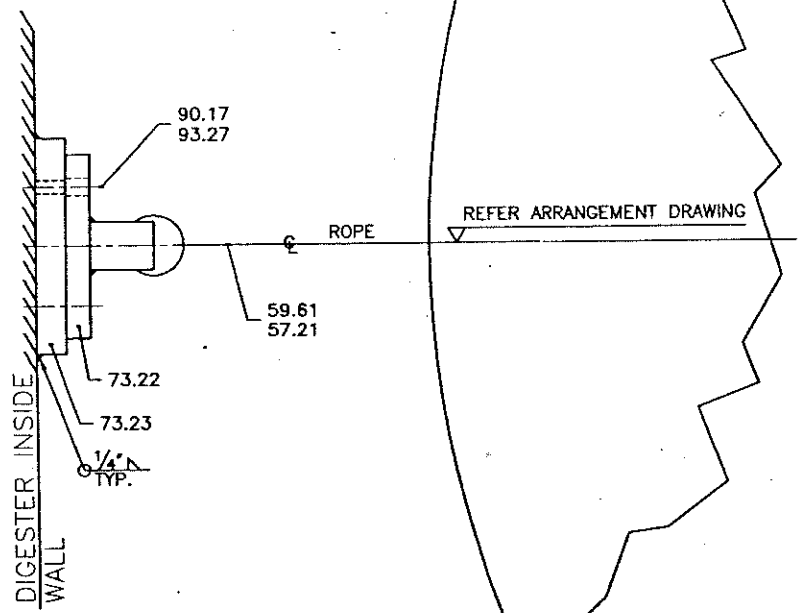
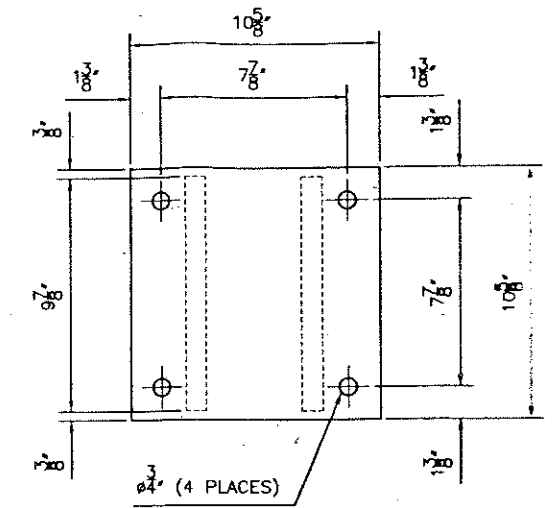
MATERIAL: A36 TO BE COATED PER SPEC BY OTHERS.



FLOOR CONSOLE - SUPPLIED BY OTHERS

REFERENCE ARRANGEMENT DRAWING

IMPORTANT:
1.) SUPPORT FEET, POS. 18.3, TO BE MOUNTED WITH SUPPORT
PLATE, POS. 89.3, AND STEEL CONSOLES OF DIGESTER.
2.) HORIZONTAL ADJUSTMENT OF THE SUPPORT PLATE TO THE
DIGESTER CENTER.
3.) FINISHING WELDING OF THE STEEL CONSOLES TO THE DIGESTER.



THE DIGESTER STEEL CONSOLES ARE TO BE SUPPLIED
BY CONTRACTOR AND ADAPT DURING ERECTION

DIMENSIONAL TOLERANCES

0"-12"	±0.125"
13"-36"	±0.250"
37"-72"	±0.500"
73" AND LARGER	±1.000"

REV.	NO.	DATE	DESCRIPTION	BY	CHKD	APPROVED
A	4/12/99		REVISED STEEL CONSOLE NOTE	SCB	PC	4/12/99
0	1/29/99		STANDARD DRAWING	SCB	PC	1/29/99

STERLING
Sterling Fluid Systems (USA)
323 Industrial Boulevard, Grand Island, N.Y. 14072-0450
Telephone: 716-773-6450 Fax: 716-773-2330
An ISO 9001 Registered Company

SCALE	SHOP ORDER	DRAWING NUMBER	REV
1/4" = 1"	98120432 & 4	Z253	A

CUSTOMER	CUSTOMER P.O.
CB & I CONSTRUCTORS	27747 & 48

TITLE: **MIXER - ANCHORING PARTS MOUNTING DETAILS**

THIS DOCUMENT IS THE PROPERTY OF STERLING FLUID SYSTEMS (USA). NO REPRODUCTION OR TRANSFER OF INFORMATION CONTAINED HEREIN IS PERMITTED IN THE ABSENCE OF AN AGREEMENT WITH STERLING FLUID SYSTEMS (USA) AND NEITHER THE DOCUMENT NOR ANY SUCH INFORMATION MAY BE RELEASED WITHOUT WRITTEN CONSENT OF STERLING FLUID SYSTEMS (USA).